



US00D487376S

(12) **United States Design Patent**  
**Uneo et al.**

(10) **Patent No.: US D487,376 S**

(45) **Date of Patent: \*\* Mar. 9, 2004**

(54) **HEAT INSULATING AND HOT WATER POT**

(75) Inventors: **Haruhiko Uneo, Osaka (JP); Fumiyasu Nakano, Nara (JP)**

(73) Assignee: **Matsushita Electric Industrial Co Ltd., Osaka (JP)**

(\*\*) Term: **14 Years**

(21) Appl. No.: **29/145,264**

(22) Filed: **Jul. 18, 2001**

(30) **Foreign Application Priority Data**

Jan. 26, 2001 (JP) ..... 2001-001610

(51) **LOC (7) Cl. .... 07-01**

(52) **U.S. Cl. .... D7/306; D7/300; D7/354; D7/605**

(58) **Field of Search ..... D7/354, 360, 312, D7/361, 313, 311, 306, 300, 305, 538, 605, 321, 608; 99/403, 362; 96/362; 222/154, 185, 182, 183; 270/592.25; 217/52**

(56) **References Cited**

**U.S. PATENT DOCUMENTS**

3,232,491	A	*	2/1966	Hunt	.....	222/154
D206,317	S	*	11/1966	Moglin	.....	D7/605
D225,884	S	*	1/1973	Hanig	.....	D7/605
3,801,331	A	*	4/1974	Sano et al.	.....	99/403
D280,691	S	*	9/1985	Santoiemma	.....	D7/312
D302,375	S	*	7/1989	Kitakaze et al.	.....	D7/361
D309,396	S	*	7/1990	Lundblade et al.	.....	D7/313
D318,395	S	*	7/1991	Juergens	.....	D7/311
D338,366	S	*	8/1993	Ueda et al.	.....	D7/312
D341,056	S	*	11/1993	Powell	.....	D7/354
D344,657	S	*	3/1994	Knopp	.....	D7/313
D360,804	S	*	8/1995	Hamada et al.	.....	D7/354

D374,588	S	*	10/1996	Federico	.....	D7/354
D400,391	S	*	11/1998	Hulley	.....	D7/313
D410,815	S	*	6/1999	Oger	.....	D7/354
D422,447	S	*	4/2000	Josancy	.....	D7/354
D423,277	S	*	4/2000	Josancy	.....	D7/354
D432,348	S	*	10/2000	Shaw	.....	D7/354
D436,795	S	*	1/2001	Martres et al.	.....	D7/354
D446,680	S	*	8/2001	Falt et al.	.....	D7/354
D452,412	S	*	12/2001	Jeong	.....	D7/354
D452,795	S	*	1/2002	Johnson et al.	.....	D7/354
D463,192	S	*	9/2002	Uneo et al.	.....	D7/306

**FOREIGN PATENT DOCUMENTS**

JP	955954	6/1996
JP	1073100	6/2000
JP	1075650	6/2000

\* cited by examiner

*Primary Examiner*—M. N. Pandozzi

(74) *Attorney, Agent, or Firm*—Christensen O'Connor Johnson Kindness PLLC

(57) **CLAIM**

The ornamental design for a heat insulating and hot water pot, as shown and described.

**DESCRIPTION**

FIG. 1 is a perspective view of the top, front and right side of a heat insulating and hot water pot showing our new design;

FIG. 2 is a front view thereof;

FIG. 3 is a top plan view thereof;

FIG. 4 is a bottom view thereof;

FIG. 5 is a right side view thereof;

FIG. 6 is a left side view thereof; and,

FIG. 7 is a rear view thereof.

**1 Claim, 4 Drawing Sheets**







*Fig. 1.*

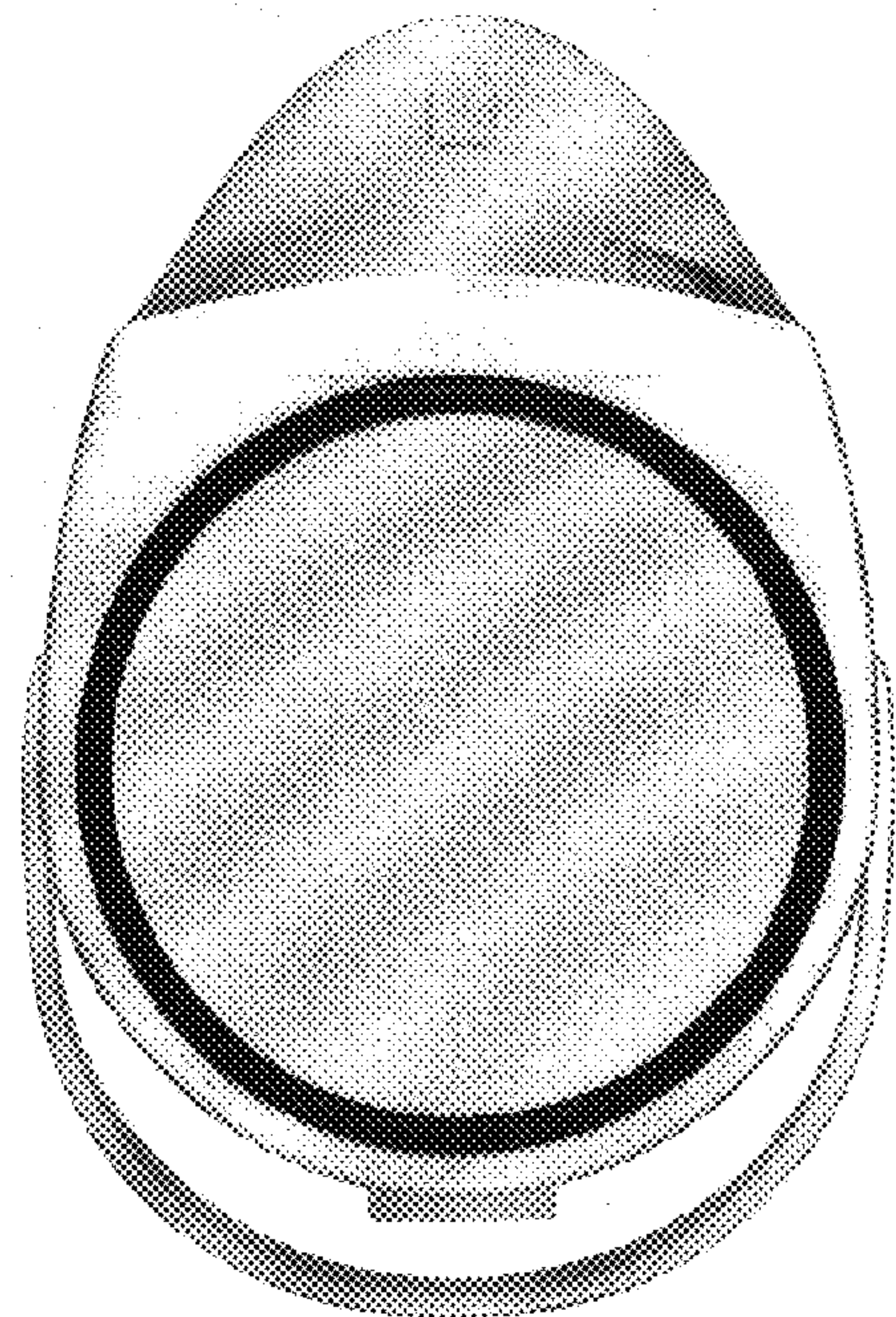


*Fig. 2.*






*Fig.3.*




*Fig.4.*





*Fig. 5.*



*Fig. 6.*





*Fig. 7.*