



US00D487374S

(12) **United States Design Patent**  
**DeCet**

(10) **Patent No.:** **US D487,374 S**

(45) **Date of Patent:** **\*\* Mar. 9, 2004**

(54) **COMBINATION BEACH TOWEL AND TOTE BAG**

(76) **Inventor:** **Dennis C. DeCet**, 4516 Lovers La., #255, Dallas, TX (US) 75225

(\*\*) **Term:** **14 Years**

(21) **Appl. No.:** **29/176,585**

(22) **Filed:** **Feb. 26, 2003**

(51) **LOC (7) Cl.** ..... **06-13**

(52) **U.S. Cl.** ..... **D6/608**

(58) **Field of Search** ..... D6/382, 383, 595, D6/596, 597, 599, 601, 602, 603, 604, 605, 606, 607, 608, 609, 610, 611, 612, 613, 614, 615; 5/417, 418, 419, 420, 482, 485, 490, 495, 496, 497, 499, 500, 502, 512, 630, 636, 652, 653, 654, 655, 655.3, 656, 907, 945, 946; 15/208, 209.1, 210.1; 139/396; 297/228.1, 229, 452.41

(56) **References Cited**

**U.S. PATENT DOCUMENTS**

RE17,472 E	*	10/1929	Crump	.....	15/208
2,479,203 A	*	8/1949	Brown	.....	5/417
2,691,998 A	*	10/1954	Stucker	.....	D6/595
4,511,140 A	*	4/1985	Wenger	.....	D5/596
4,789,247 A	*	12/1988	Schnoor	.....	D6/595
4,794,029 A	*	12/1988	Tennant et al.	.....	5/417
4,856,912 A	*	8/1989	Damus et al.	.....	5/417

D316,791 S	*	5/1991	Carney et al.	.....	D6/595
5,187,823 A	*	2/1993	Ferguson et al.	.....	5/417
5,195,828 A	*	3/1993	Bush-Rodriquez	.....	5/417
D339,710 S	*	9/1993	Perna, Jr.	.....	D6/608
D384,853 S	*	10/1997	Parker et al.	.....	D6/596
D384,854 S	*	10/1997	Olender	.....	D6/608
D386,348 S	*	11/1997	Weidman et al.	.....	D6/601
5,819,343 A	*	10/1998	Zampirri, Jr. et al.	.....	5/418
D418,355 S	*	1/2000	DeCet	.....	D6/595
6,176,356 B1	*	1/2001	Powley	.....	5/420

\* cited by examiner

*Primary Examiner*—Doris V. Coles

*Assistant Examiner*—T. Chase Nelson

(74) *Attorney, Agent, or Firm*—Joe D. Calhoun

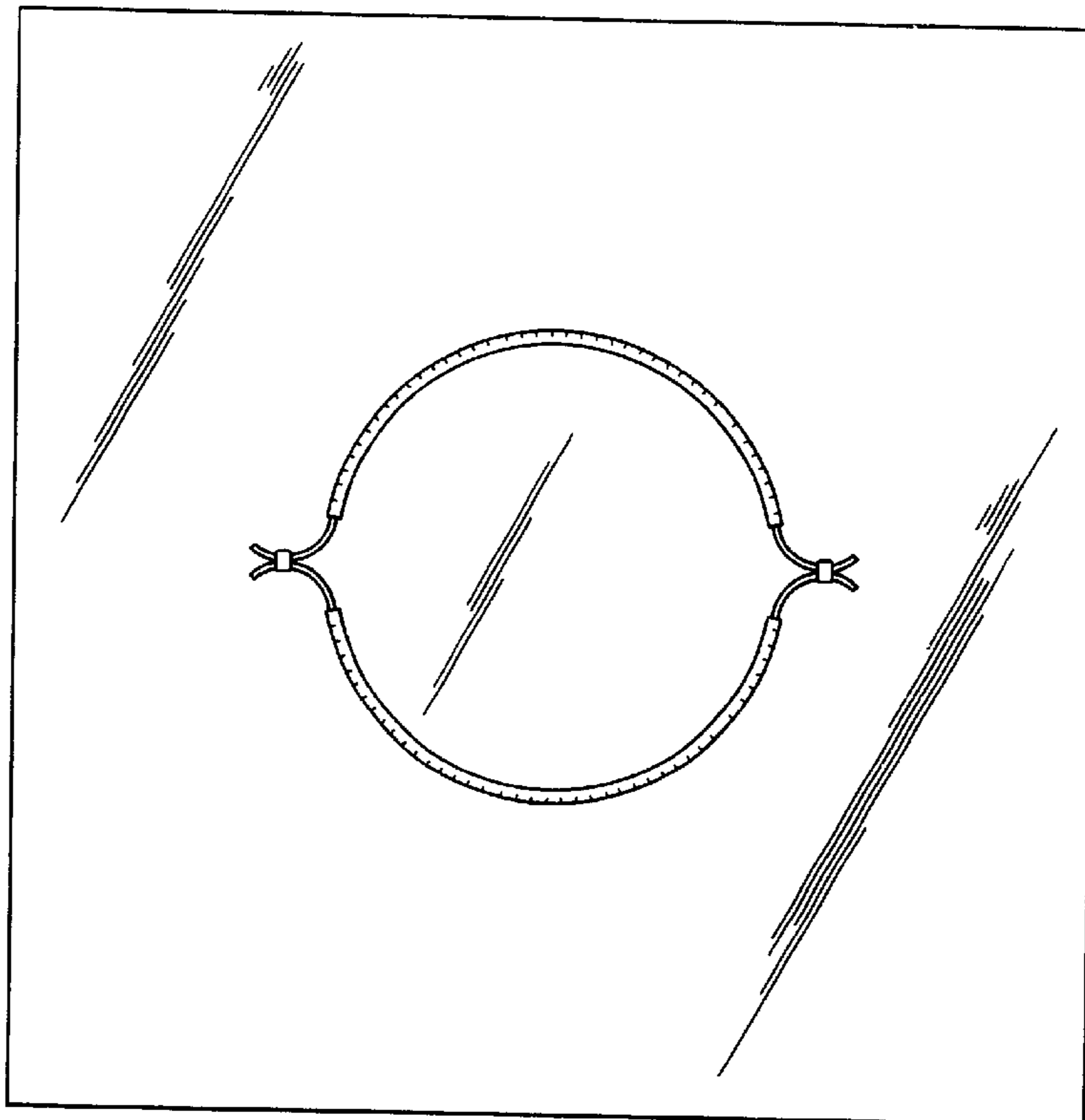
(57) **CLAIM**

The ornamental design for a combination beach towel and tote bag, shown and described.

**DESCRIPTION**

FIG. 1 depicts a top plan view of the invention; FIG. 2 depicts a side elevational view of the invention from the uppermost side of the drawing of FIG. 1. FIG. 3 depicts a side elevational view of the invention from the left side of the drawing of FIG. 1; and, FIG. 4 depicts a bottom plan view of the invention. All diagonal lining is intended to depict texture such as towel material.

**1 Claim, 2 Drawing Sheets**



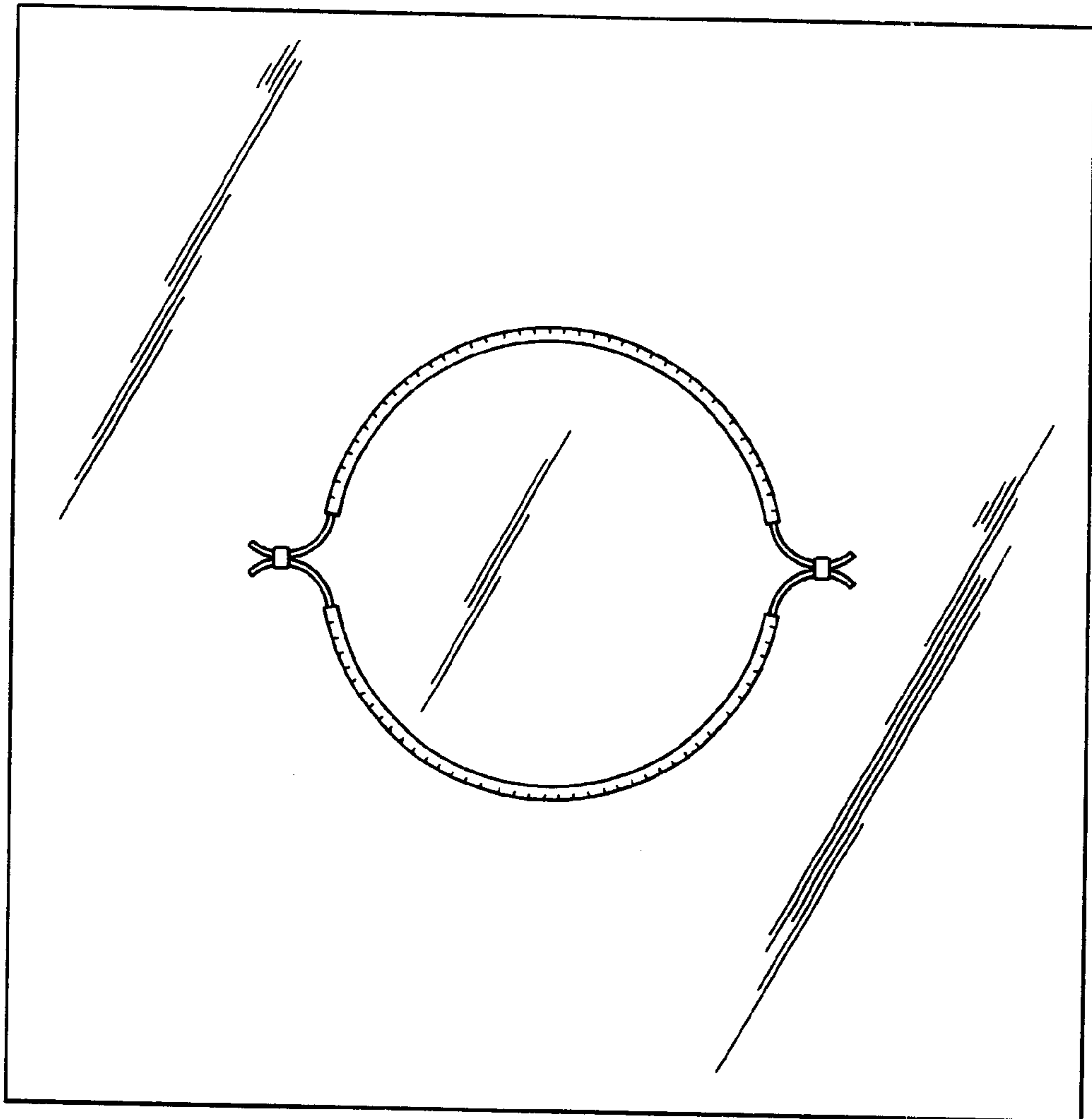


Fig. 1

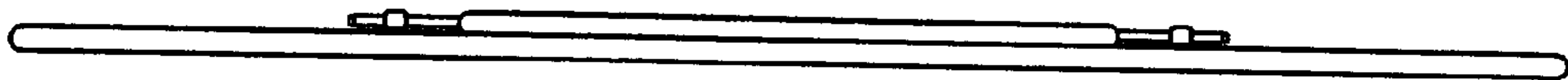


Fig. 2

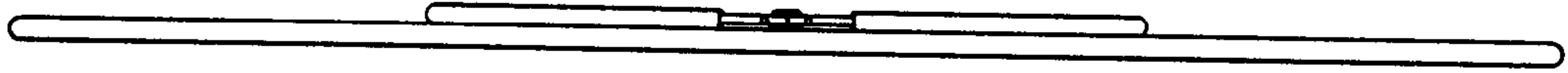


Fig. 3




Fig. 4