



US00D487372S

(12) **United States Design Patent**
Ku

(10) **Patent No.:** **US D487,372 S**

(45) **Date of Patent:** **** Mar. 9, 2004**

(54) **INFLATABLE MAT**

(76) **Inventor:** **Tun-Jen Ku**, 16,Kuo Chung 2nd Rd,
Da-Li City, Taichung (TW)

(**) **Term:** **14 Years**

(21) **Appl. No.:** **29/177,056**

(22) **Filed:** **Mar. 1, 2003**

(51) **LOC (7) Cl.** **06-09**

(52) **U.S. Cl.** **D6/604**

(58) **Field of Search** D6/595, 596, 601,
D6/604, 605; D21/809; 5/15, 417, 419,
420, 630, 631, 633, 634, 636, 644, 645,
652, 653, 654, 655, 655.3, 706, 710, 713,
727

(56) **References Cited**

U.S. PATENT DOCUMENTS

2,751,609	A	*	6/1956	Oesterling et al.	5/420
D180,063	S	*	4/1957	Burton	5/710
3,016,317	A	*	1/1962	Brunner	5/420
4,422,194	A	*	12/1983	Viesturs et al.	5/654
4,485,505	A	*	12/1984	Paul	5/706
D309,777	S	*	8/1990	Woods	D6/601
D316,001	S	*	4/1991	Guard	D6/601
D316,202	S	*	4/1991	Farley	D6/596
5,152,023	A	*	10/1992	Graebe	5/655.3
5,243,722	A	*	9/1993	Gusakov	5/644
5,304,271	A	*	4/1994	Gusakov	5/655.3
D353,072	S	*	12/1994	Cornell, Jr. et al.	D6/595

5,369,828	A	*	12/1994	Graebe	5/655.3
D375,863	S	*	11/1996	Bigolin	D6/596
D389,702	S	*	1/1998	Graebe et al.	D6/601
D394,578	S	*	5/1998	Raburn	D6/596
5,839,140	A	*	11/1998	Wilkerson	5/710
D405,636	S	*	2/1999	Stewart	D6/604
5,987,668	A	*	11/1999	Ackley	5/420
6,108,835	A	*	8/2000	Hwang	5/420
6,216,299	B1	*	4/2001	Kohlman	5/713
6,446,289	B1	*	9/2002	Su et al.	5/420
D467,118	S	*	12/2002	McClure et al.	D6/596

* cited by examiner

Primary Examiner—Doris V. Coles

Assistant Examiner—T. Chase Nelson

(74) *Attorney, Agent, or Firm*—W. Wayne Liauh

(57) **CLAIM**

The ornamental design for an inflatable mat, as shown and described.

DESCRIPTION

FIG. 1 is a perspective view of the inflatable mat of the present invention.

FIG. 2 is a front elevational view thereof.

FIG. 3 is a rear elevational view thereof.

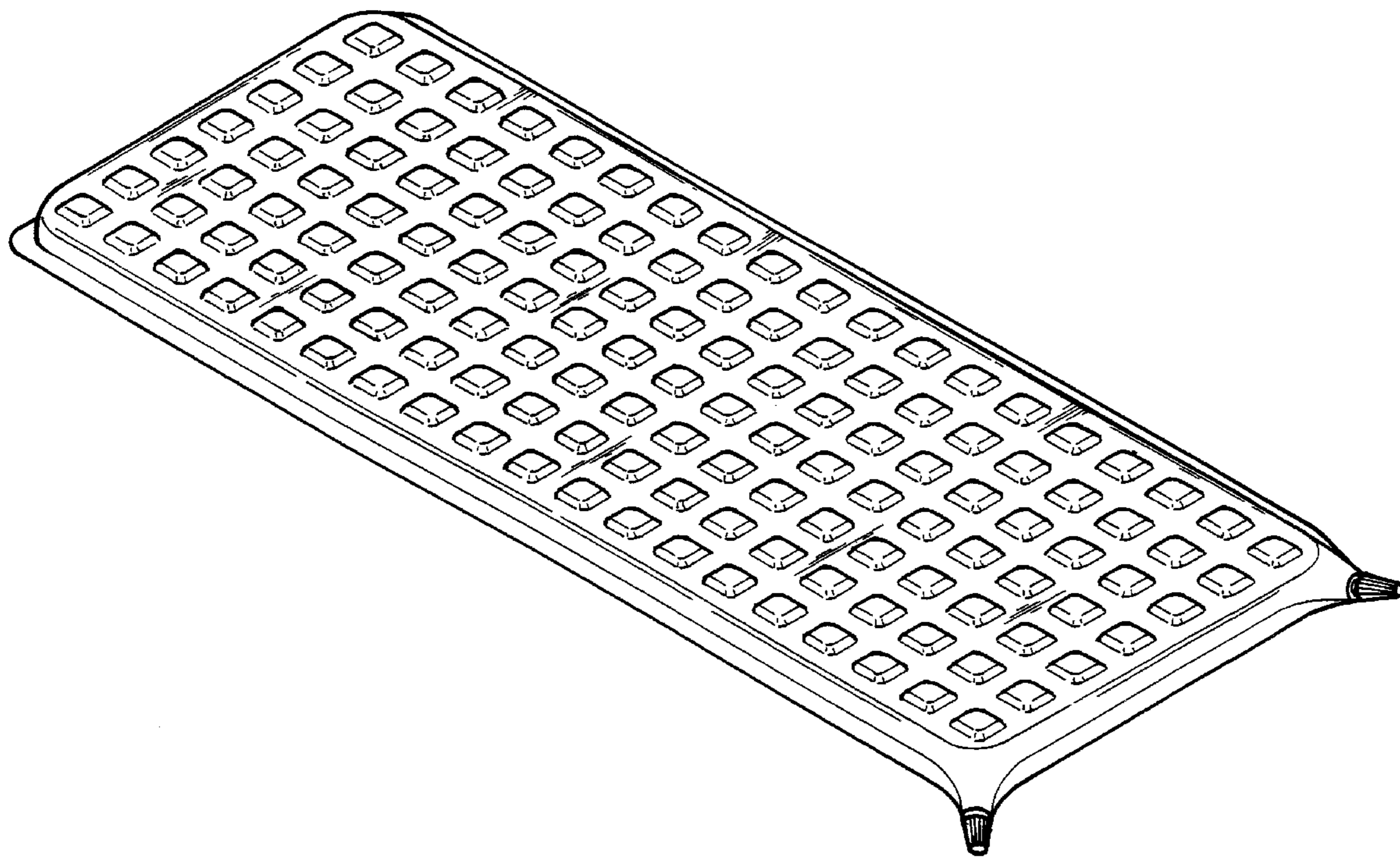
FIG. 4 is a left elevational view thereof.

FIG. 5 is a right elevational view thereof.

FIG. 6 is a top plan view thereof; and,

FIG. 7 is a bottom plan view thereof.

1 Claim, 6 Drawing Sheets



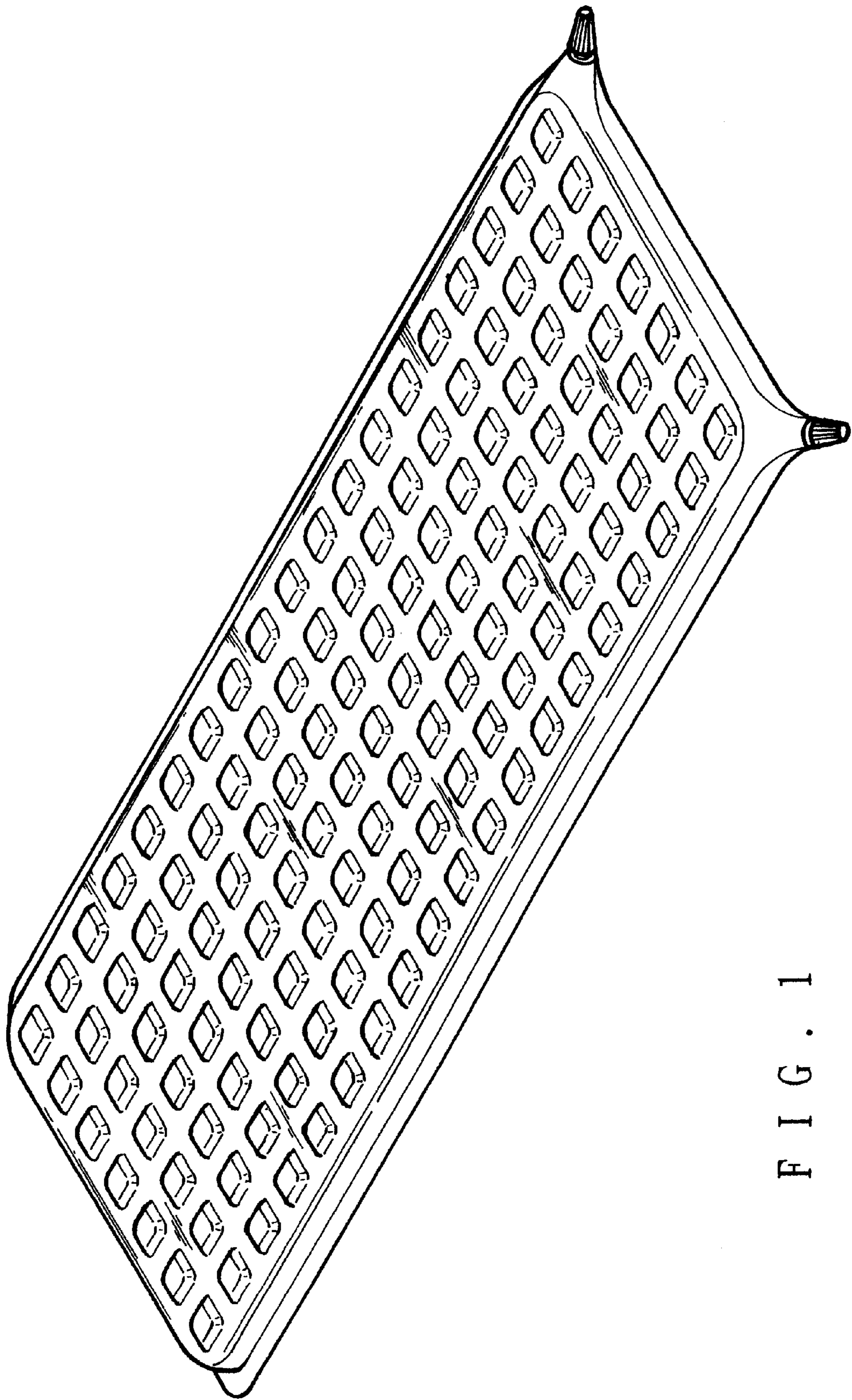


FIG. 1



FIG. 2

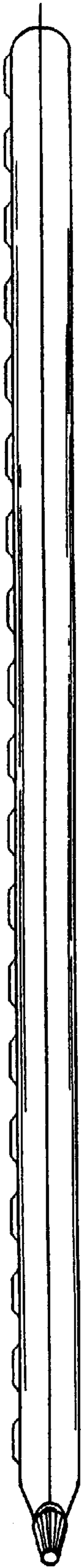


FIG. 3



FIG. 5

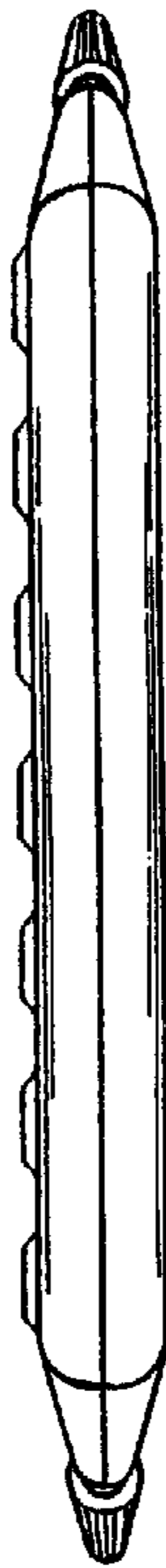


FIG. 4

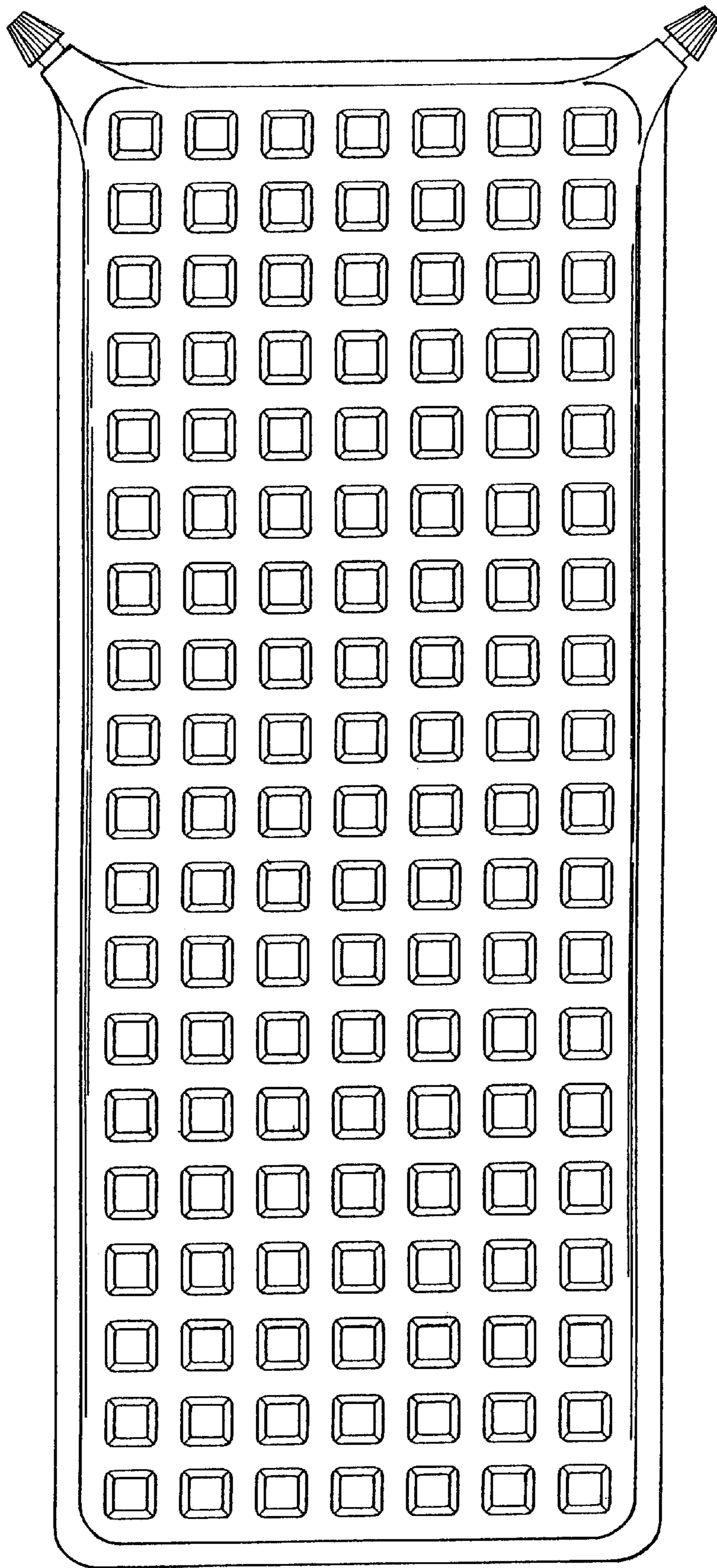


FIG. 6




FIG. 7