



US00D487339S

(12) **United States Design Patent**  
**Laberge**

(10) **Patent No.:** **US D487,339 S**  
(45) **Date of Patent:** **\*\* Mar. 9, 2004**

(54) **FOOTWEAR UPPER PORTION**

(75) Inventor: **Martin Laberge**, Annecy (FR)  
(73) Assignee: **Salomon S.A.**, Metz-Tessy (FR)  
(\*\*) Term: **14 Years**

(21) Appl. No.: **29/173,779**  
(22) Filed: **Jan. 7, 2003**

(30) **Foreign Application Priority Data**

Jul. 15, 2002 (WO) ..... DM/060 677

(51) **LOC (7) Cl.** ..... **02-99**  
(52) **U.S. Cl.** ..... **D2/972**  
(58) **Field of Search** ..... D2/896, 902, 907,  
D2/943, 944, 969, 972-974; 36/45, 50.1,  
57 M, 77 R, 83, 88, 113, 114, 126-130

(56) **References Cited**

**U.S. PATENT DOCUMENTS**

D281,115 S \* 10/1985 Campbell ..... D2/907  
D355,756 S \* 2/1995 Vestuti ..... D2/969  
D377,262 S \* 1/1997 Lucas ..... D2/972  
D377,263 S \* 1/1997 Lucas ..... D2/972  
D435,336 S 12/2000 Barret et al. .... D2/972  
D451,269 S 12/2001 Burt ..... D2/972  
D468,089 S 1/2003 Smith ..... D2/972  
D479,392 S \* 9/2003 Hillyer ..... D2/972

**OTHER PUBLICATIONS**

U.S. Design patent application Ser. No. 29/161,787, Hillyer, filed on Jun. 5, 2002.  
U.S. Design patent application Ser. No. 29/172,834, Koo, filed on Dec. 19, 2002.

\* cited by examiner

*Primary Examiner*—Dominic Simone

(74) *Attorney, Agent, or Firm*—Greenblum & Bernstein, P.L.C.

(57) **CLAIM**

I claim the ornamental design for a footwear upper portion, as shown and described.

**DESCRIPTION**

FIG. 1 is a perspective view of a footwear upper portion, seen from the front and left side thereof, showing my new design;  
FIG. 2 is a perspective view of my new design, seen from the rear and left side thereof;  
FIG. 3 is a left side view thereof; and,  
FIG. 4 is a right side view thereof.  
The broken line showing of the sole and other parts of the footwear upper is for illustrative purposes only and forms no part of the claimed design.

**1 Claim, 4 Drawing Sheets**






FIG. 1




FIG. 2




FIG. 3




FIG. 4