



US00D487330S

(12) **United States Design Patent**
Magro

(10) **Patent No.:** **US D487,330 S**
(45) **Date of Patent:** **** Mar. 9, 2004**

(54) **SHOE**
(75) **Inventor:** **Volney Dal Magro, Farroupilha (BR)**
(73) **Assignee:** **Grendene S.A., Farroupilha (BR)**
(**) **Term:** **14 Years**

D288,861 S * 3/1987 Vaccaro D2/918
D434,550 S * 12/2000 LaBerge D2/951
D453,611 S * 2/2002 Birkenstock D2/917
D461,040 S * 8/2002 Urie et al. D2/954
D461,949 S * 8/2002 Urie et al. D2/969
D468,080 S * 1/2003 Matis et al. D2/952
D470,296 S * 2/2003 Masullo D2/954
D479,387 S * 9/2003 Dal Magro D2/916

(21) **Appl. No.:** **29/174,519**
(22) **Filed:** **Jan. 21, 2003**

* cited by examiner

Related U.S. Application Data

Primary Examiner—Dominic Simone
(74) *Attorney, Agent, or Firm*—Luedeka, Neely & Graham, P.C.

(63) Continuation-in-part of application No. 29/161,424, filed on May 30, 2002, now Pat. No. Des. 479,387, which is a continuation-in-part of application No. 29/161,466, filed on May 30, 2002, now Pat. No. Des. 479,904.

(57) **CLAIM**

The ornamental design for a shoe, as shown.

(51) **LOC (7) Cl.** **06-04**
(52) **U.S. Cl.** **D2/916; D2/926; D2/951**
(58) **Field of Search** **D2/896, 903, 916-918, D2/919, 922, 926, 969, 908, 947, 951, 954, 956, 960; 36/7.5, 7.6, 8.1, 9 R, 11.5, 32 R**

DESCRIPTION


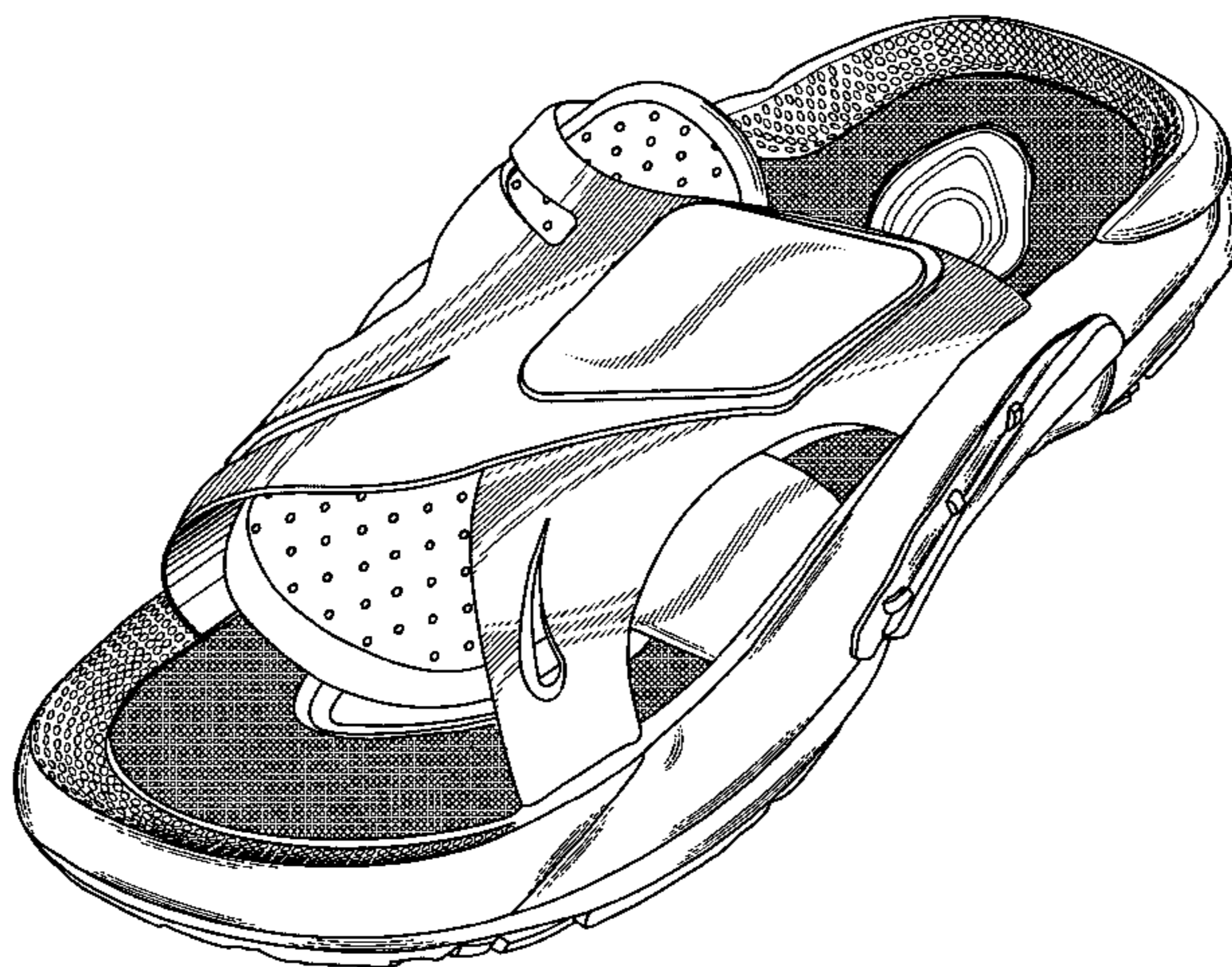
FIG. 1 is a perspective view of a shoe showing my new design;
FIG. 2 is a right-hand side elevational view of my new design;
FIG. 3 is a left-hand side elevational view of my new design;
FIG. 4 is a front elevational view of my new design;
FIG. 5 is a back side elevational view of my new design;
FIG. 6 is a top plan view of my new design; and,
FIG. 7 is a bottom plan view of my new design.

(56) **References Cited**

U.S. PATENT DOCUMENTS

D166,122 S * 3/1952 Pastine D2/917
3,552,039 A * 1/1971 Fukuoka 36/11.5
D280,254 S * 8/1985 Carvajal Pavon D2/918

1 Claim, 6 Drawing Sheets



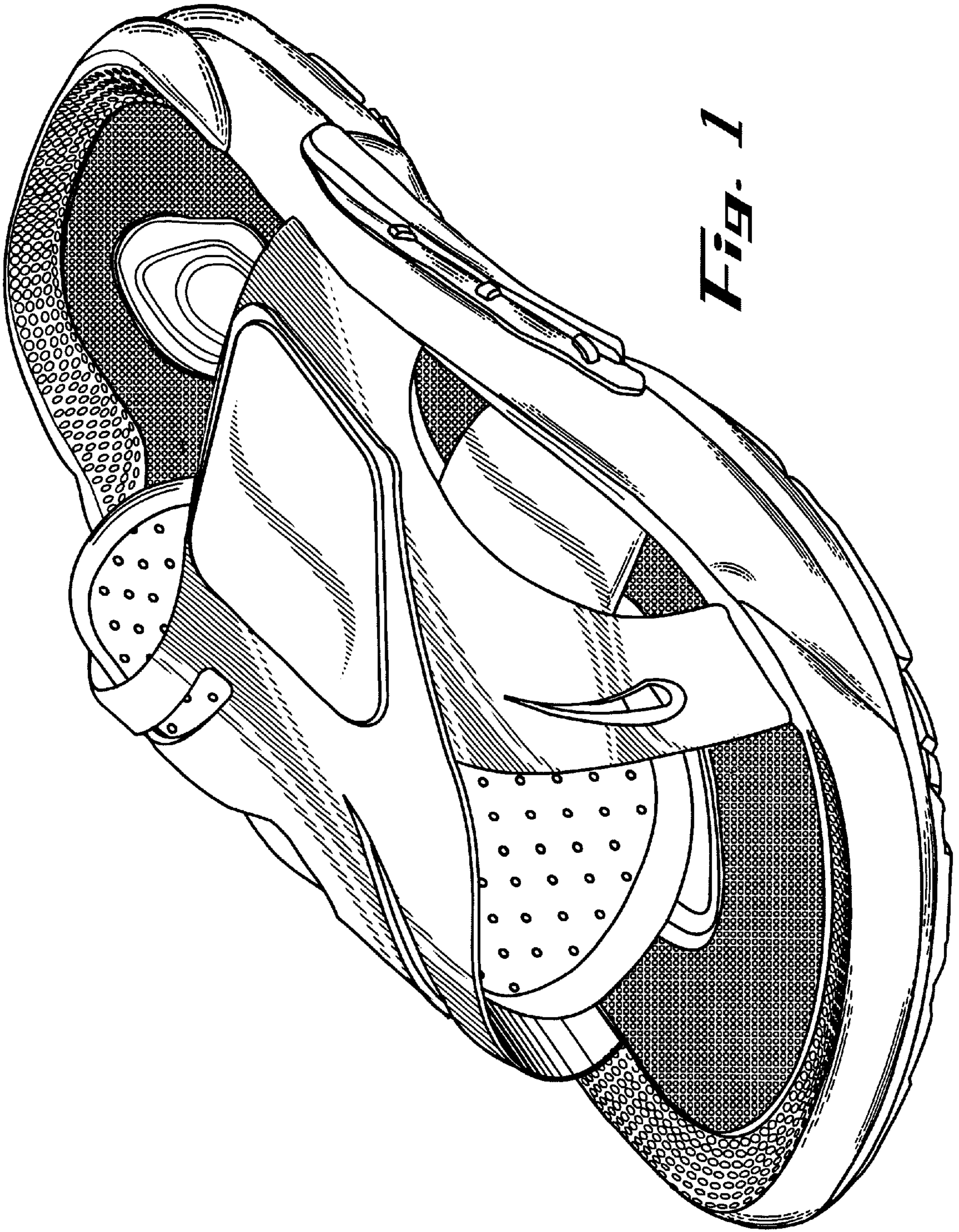


Fig. 1

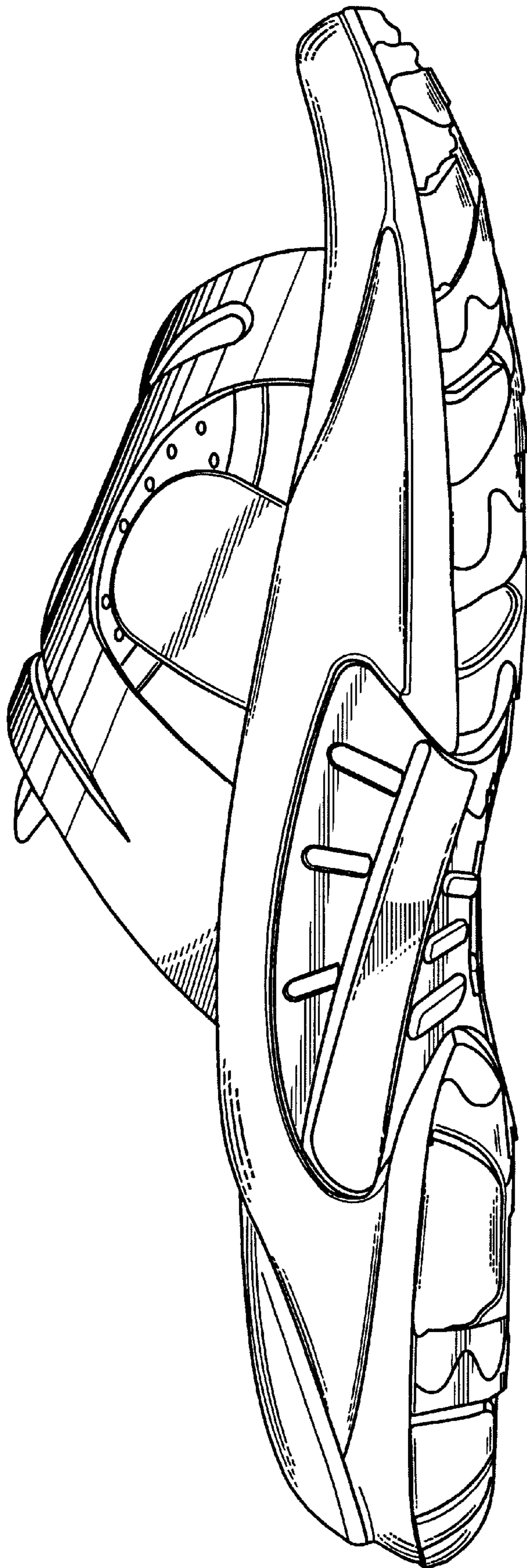


Fig. 2

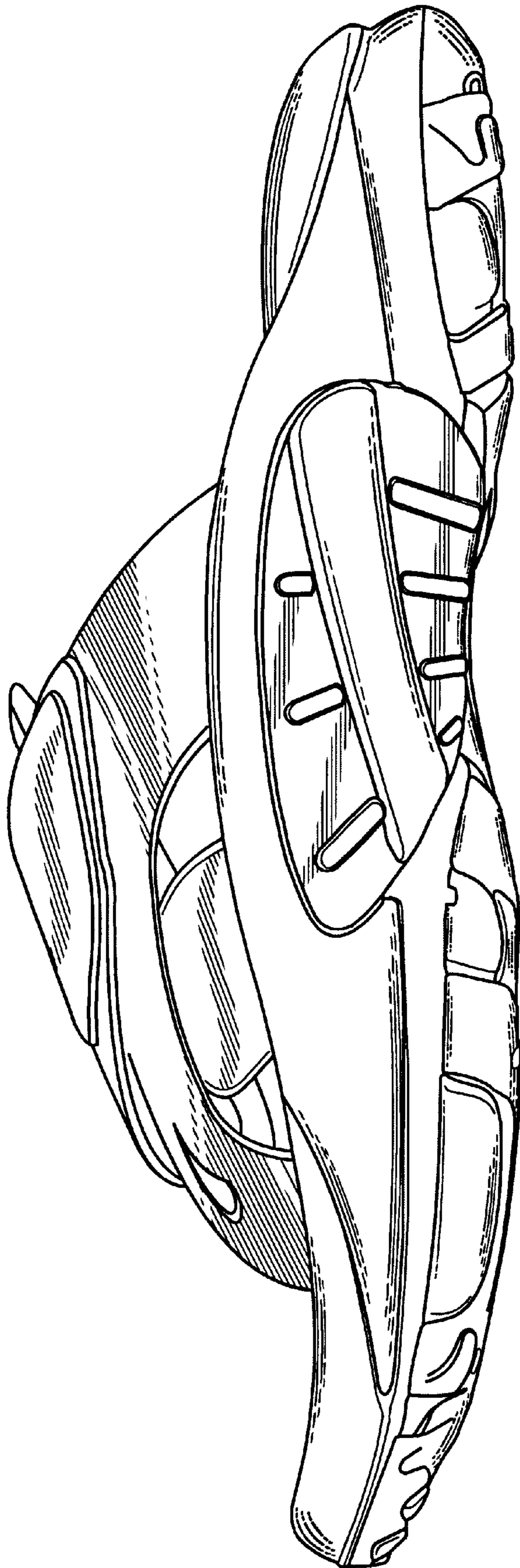


Fig. 7




Fig. 4

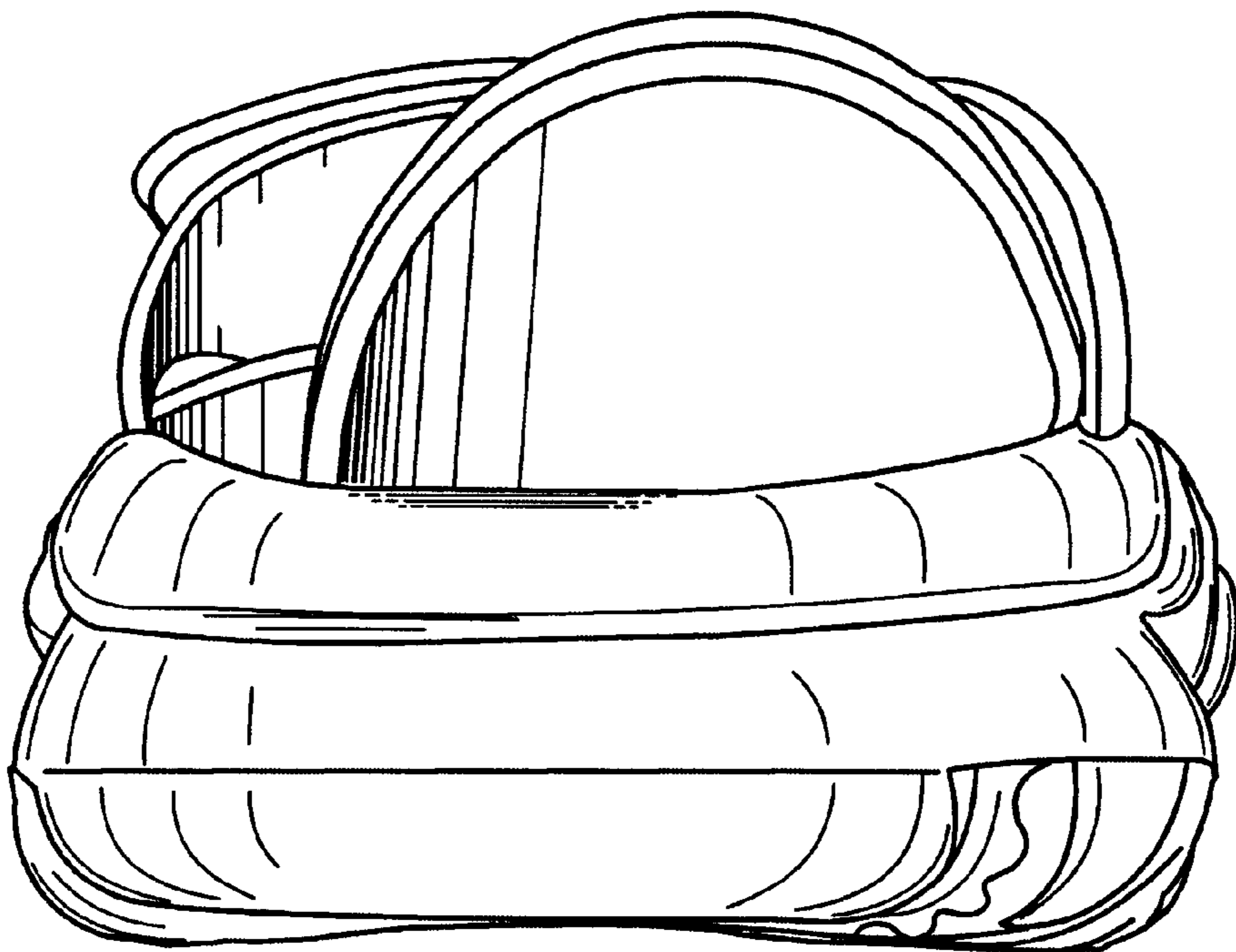


Fig. 5




Fig. 6

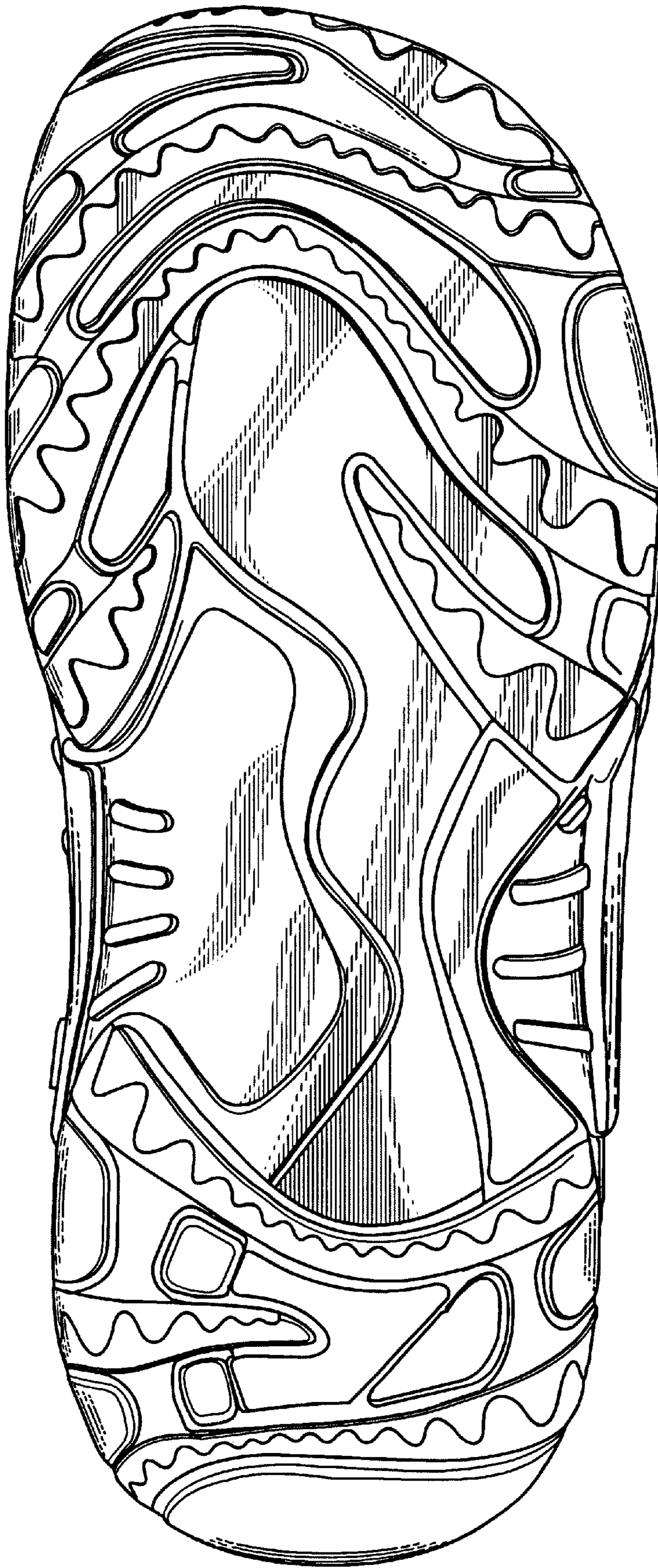


Fig. 7