



US00D487321S

(12) **United States Design Patent**
Pellegrini et al.

(10) **Patent No.:** **US D487,321 S**
(45) **Date of Patent:** **** Mar. 2, 2004**

(54) **FLASHLIGHT**

(76) Inventors: **Mark A. Pellegrini**, 2424 SE. Bristol St., Suite 300, Newport Beach, CA (US) 92660; **Neal M. Cohen**, 2424 SE. Bristol St., Suite 300, Newport Beach, CA (US) 92660

(**) Term: **14 Years**

(21) Appl. No.: **29/181,250**

(22) Filed: **May 7, 2003**

(51) **LOC (7) Cl.** **26-02**

(52) **U.S. Cl.** **D26/38; D26/47**

(58) **Field of Search** D26/37-50; 362/157, 362/158, 171, 172, 173, 183-208

(56) **References Cited**

U.S. PATENT DOCUMENTS

3,244,871	A	*	4/1966	Feldman	D26/47
D263,508	S	*	3/1982	Hubachek	D26/47
6,009,649	A		1/2000	Bianchi	40/553
D437,435	S	*	2/2001	Spangler	D26/47
D478,390	S	*	8/2003	Kessler	D26/47

* cited by examiner

Primary Examiner—Marcus A. Jackson

(57) **CLAIM**

The ornamental design for the flashlight, as shown and described.

DESCRIPTION

FIG. 1 is a perspective view of a first side of the flashlight

showing the flashlight having a convex cap and also being used as a key chain.

FIG. 2 is a perspective view of a second side of the flashlight.

FIG. 3 is side elevational view of the flashlight.

FIG. 4 is a view of the flashlight looking from the barrel (of the bat) towards the handle (of the bat).

FIG. 5 is a view of the flashlight looking from the handle (of the bat) towards the barrel (of the bat).

FIG. 6 is a perspective view of the first side of the flashlight showing the flashlight with a flat cap and also having a pocket clip.


FIG. 7 is a perspective view of a second side of the flashlight of FIG. 6.

FIG. 8 is side elevational view of the flashlight of FIG. 6; and,

FIG. 9 is a view of the flashlight of FIG. 6 looking from the handle (of the bat) towards the barrel (of the bat).

Broken lines are used for illustrative purposes therein and form no part of the claimed design or a specified embodiment thereof. For example, a power switch, key chain, and pocket clip are shown in broken lines. Also for example, the flashlight is shaped like a baseball/softball bat, and the end of the barrel of the bat is shown in broken lines to illustrate various lighting caps, tops, or housings that may be used with the flashlight that are common shapes with bats, such as a convex top (FIGS. 1-3), a flat top (FIGS. 6-8), or even a cup/concave top (not shown).

1 Claim, 2 Drawing Sheets



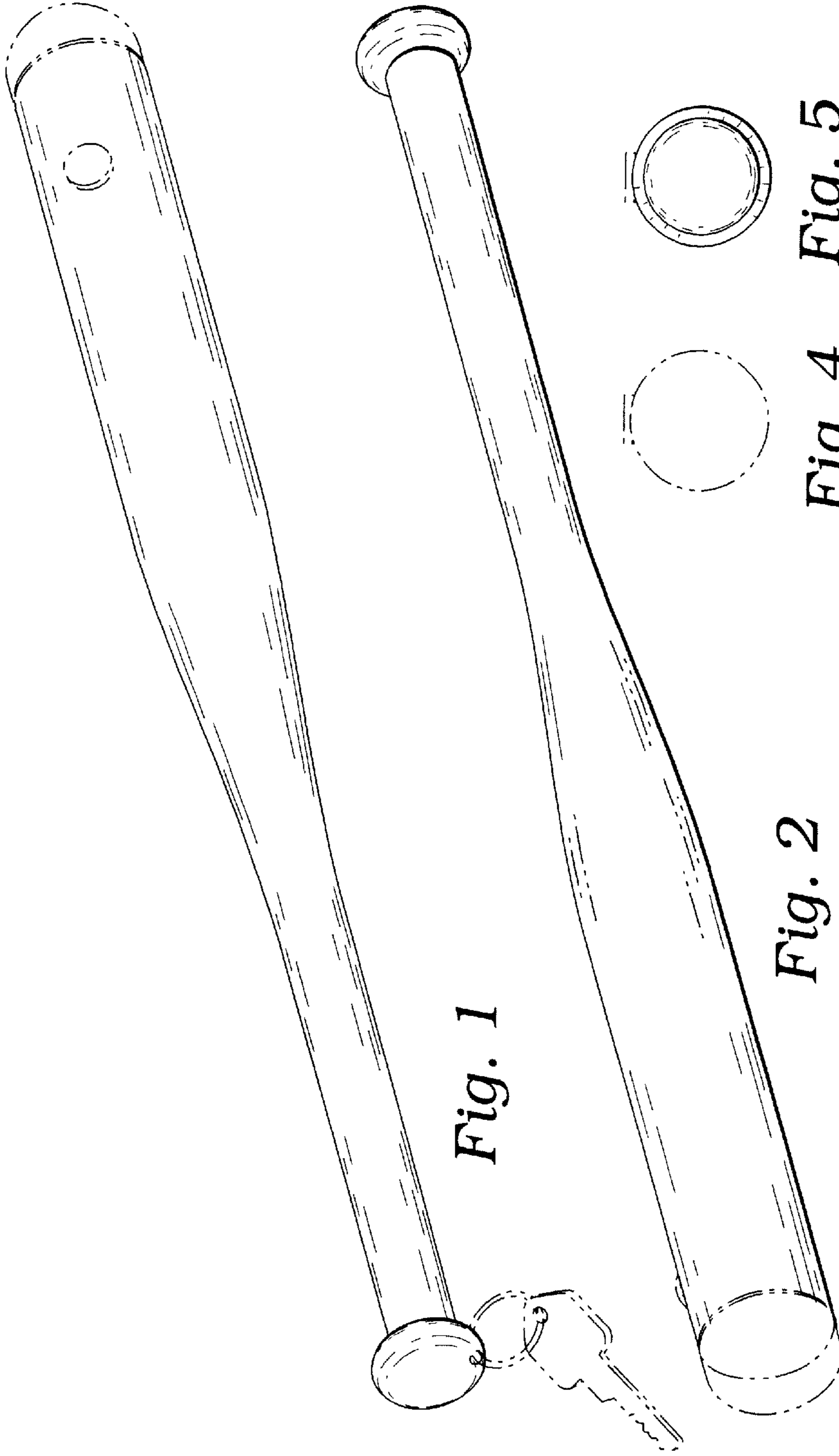


Fig. 1

Fig. 2

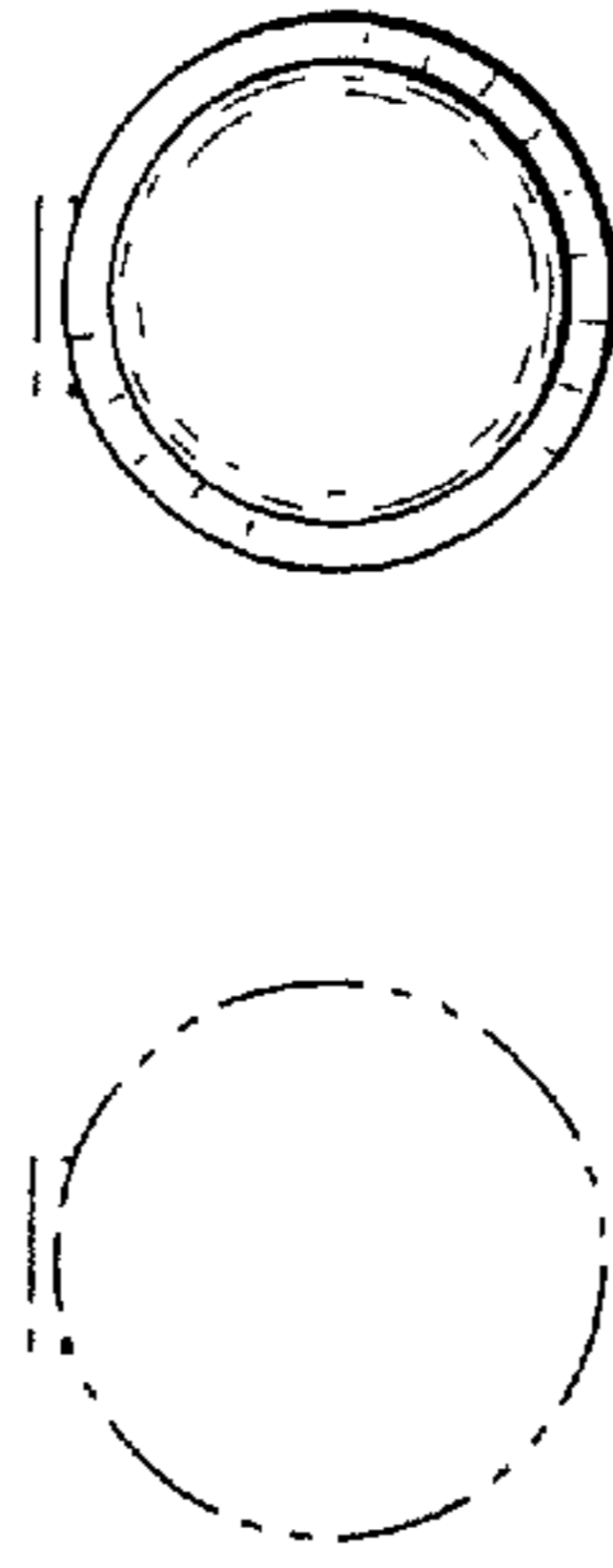


Fig. 4 Fig. 5

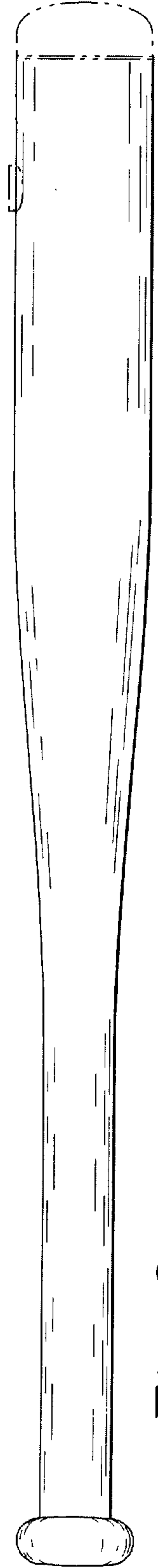


Fig. 3

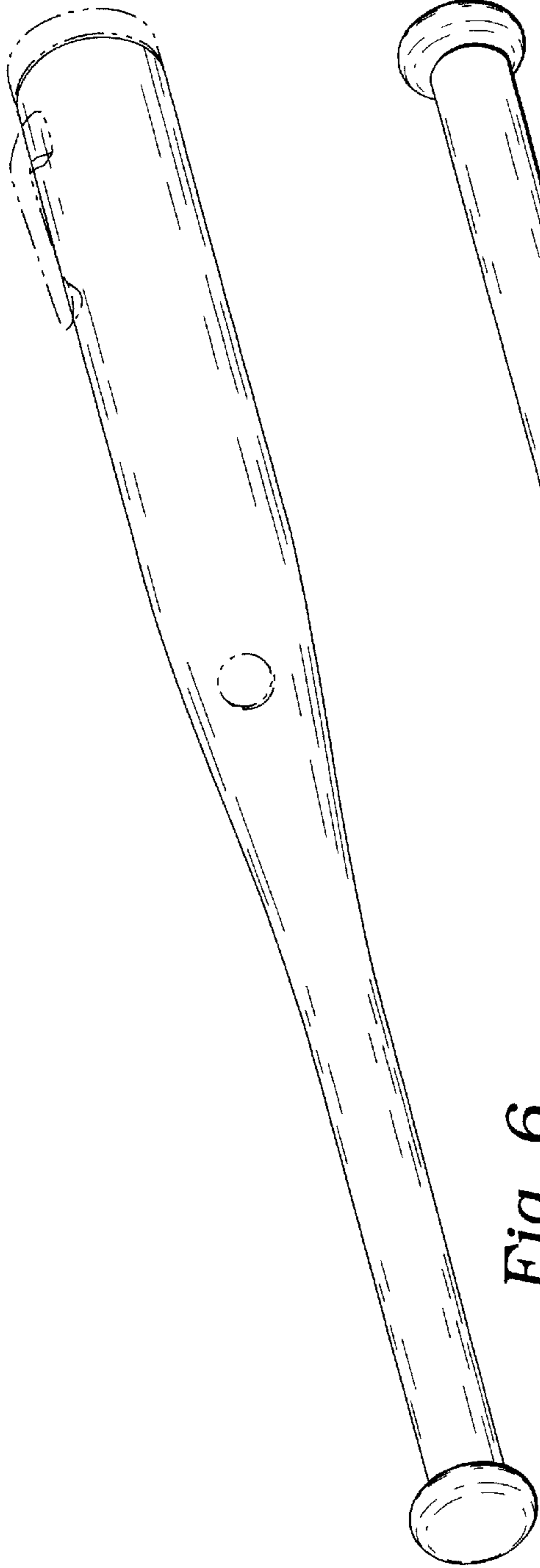


Fig. 6

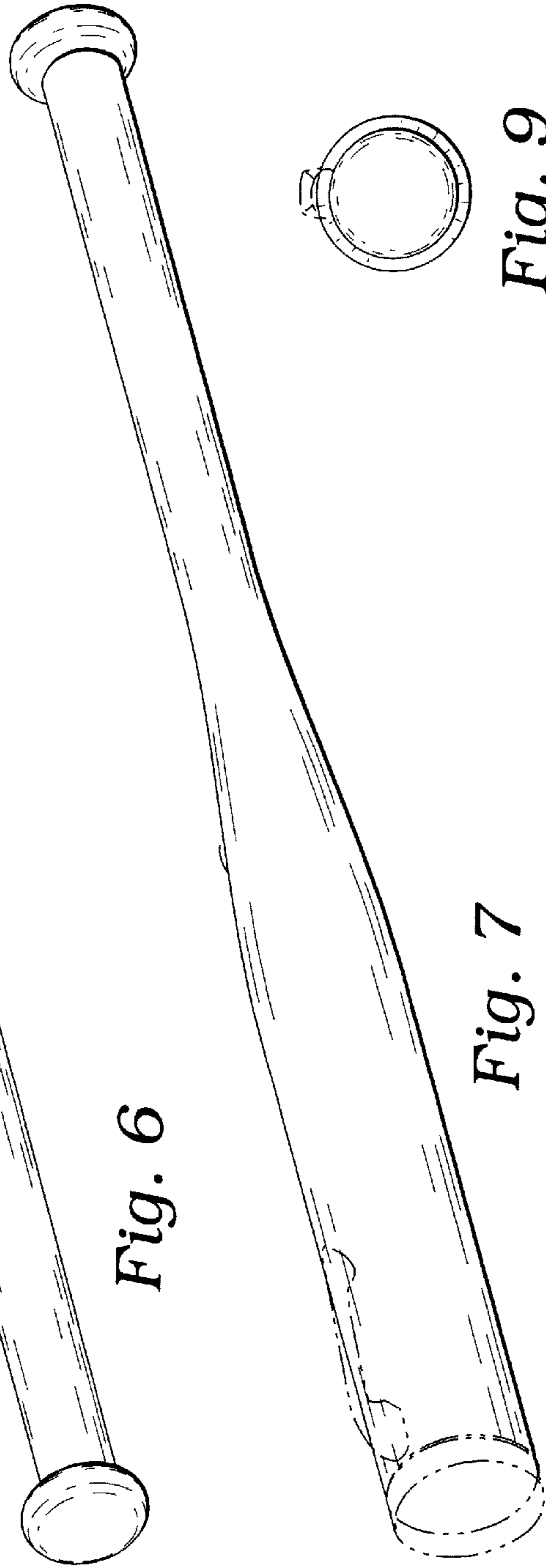


Fig. 7

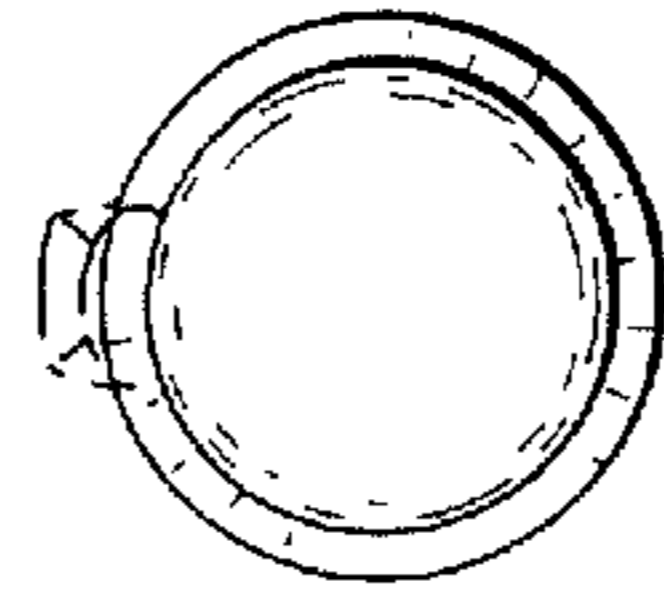


Fig. 9

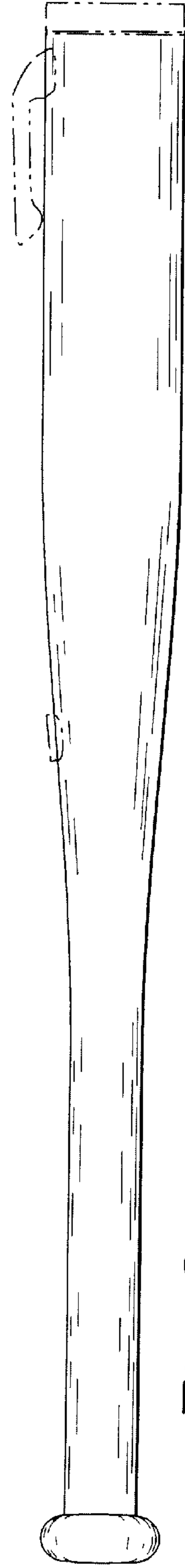


Fig. 8



US00D487321C1

(12) **EX PARTE REEXAMINATION CERTIFICATE** (11760th)
United States Patent
Pellegrini et al.

(10) **Number:** **US D487,321 C1**
(45) **Certificate Issued:** **Nov. 30, 2020**

(54) **FLASHLIGHT**

(75) **Inventors:** **Mark A. Pellegrini**, Newport Beach, CA (US); **Neal M. Cohen**, Newport Beach, CA (US)

(73) **Assignee:** **Neal M. Cohen**, Irvine, CA (US)

Reexamination Request:
No. 90/014,267, Feb. 25, 2019

Reexamination Certificate for:

Patent No.: **Des. 487,321**
Issued: **Mar. 2, 2004**
Appl. No.: **29/181,250**
Filed: **May 7, 2003**

- (51) **LOC (12) Cl.** **26-02**
- (52) **U.S. Cl.**
USPC **D26/38; D26/47**
- (58) **Field of Classification Search**
USPC **D26/37-50; D21/722, 725**


CPC ... A63B 59/00; A63B 59/50-58; A63B 59/80;
A63B 60/00; A63B 60/46; A63B
2102/00; A63B 2102/10; A63B 2102/12;
A63B 2102/26; A63B 2102/28; A63B
2102/30; A63B 2102/38; F21L 2003/00;
F21L 4/00; F21L 4/005; F21L 4/02; F21L
4/025; F21L 4/027; F21L 4/04; F21L
4/08; F21L 2005/00; F21L 7/00; F21L
11/00; F21L 13/00; F21L 13/04; F21L
13/08; F21L 14/02; F21L 17/00; F21L
19/00; F21L 25/00

See application file for complete search history.

(56) **References Cited**

To view the complete listing of prior art documents cited during the proceeding for Reexamination Control Number 90/014,267, please refer to the USPTO's public Patent Application Information Retrieval (PAIR) system under the Display References tab.

Primary Examiner — Ian Simmons



1
EX PARTE
REEXAMINATION CERTIFICATE

THE PATENT IS HEREBY AMENDED AS 5
INDICATED BELOW.

AS A RESULT OF REEXAMINATION, IT HAS BEEN
DETERMINED THAT:

The claim 1 is cancelled. 10

* * * * *