



US00D487298S

(12) **United States Design Patent**  
**Clare et al.**

(10) **Patent No.:** **US D487,298 S**

(45) **Date of Patent:** **\*\* Mar. 2, 2004**

(54) **PISTOL GRIP**

(75) Inventors: **Benjamin Jacob Clare**, Cincinnati, OH (US); **Richard George Lohre**, Villa Hills, KY (US); **Gregory Clegg Spooner**, Hong Kong (CN); **Ronald Peter DeVlam**, Chicago, IL (US)

(73) Assignee: **The Procter & Gamble Company**, Cincinnati, OH (US)

(\*\*) Term: **14 Years**

(21) Appl. No.: **29/167,159**

(22) Filed: **Sep. 10, 2002**

(51) **LOC (7) Cl.** ..... **22-01**

(52) **U.S. Cl.** ..... **D22/108**

(58) **Field of Search** ..... D22/100, 104, D22/105, 108, 199; D21/561, 570, 573, 574, 575; 124/22, 37, 40; 42/1.02, 7, 50, 65, 66, 70.11, 71.01, 71.02, 74, 75.03, 117; 362/114

(56) **References Cited**

**U.S. PATENT DOCUMENTS**

1,845,920 A \* 2/1932 Jones ..... 124/22

D168,972 S \* 3/1953 Schaible ..... D21/574  
2,871,617 A \* 2/1959 West ..... D21/574  
3,872,853 A \* 3/1975 Nakatani ..... 124/22  
D360,914 S \* 8/1995 Brown ..... D21/574  
D361,105 S \* 8/1995 Griffin ..... D21/574

\* cited by examiner

*Primary Examiner*—Louis S. Zarfaz

*Assistant Examiner*—Monica A. Weingart

(74) *Attorney, Agent, or Firm*—Thibault Fayette; Kim William Zerby; Steven W. Miller

(57) **CLAIM**

The ornamental design for a pistol grip, as shown and described.

**DESCRIPTION**

FIG. 1 is a top view of the pistol grip, embodying the new design;  
FIG. 2 is a front view thereof, the opposite back side is a mirror image thereto;  
FIG. 3 is a bottom view thereof;  
FIG. 4 is a perspective view thereof;  
FIG. 5 is a left view of the pistol grip shown in FIG. 2; and,  
FIG. 6 is a right view thereof.

**1 Claim, 2 Drawing Sheets**

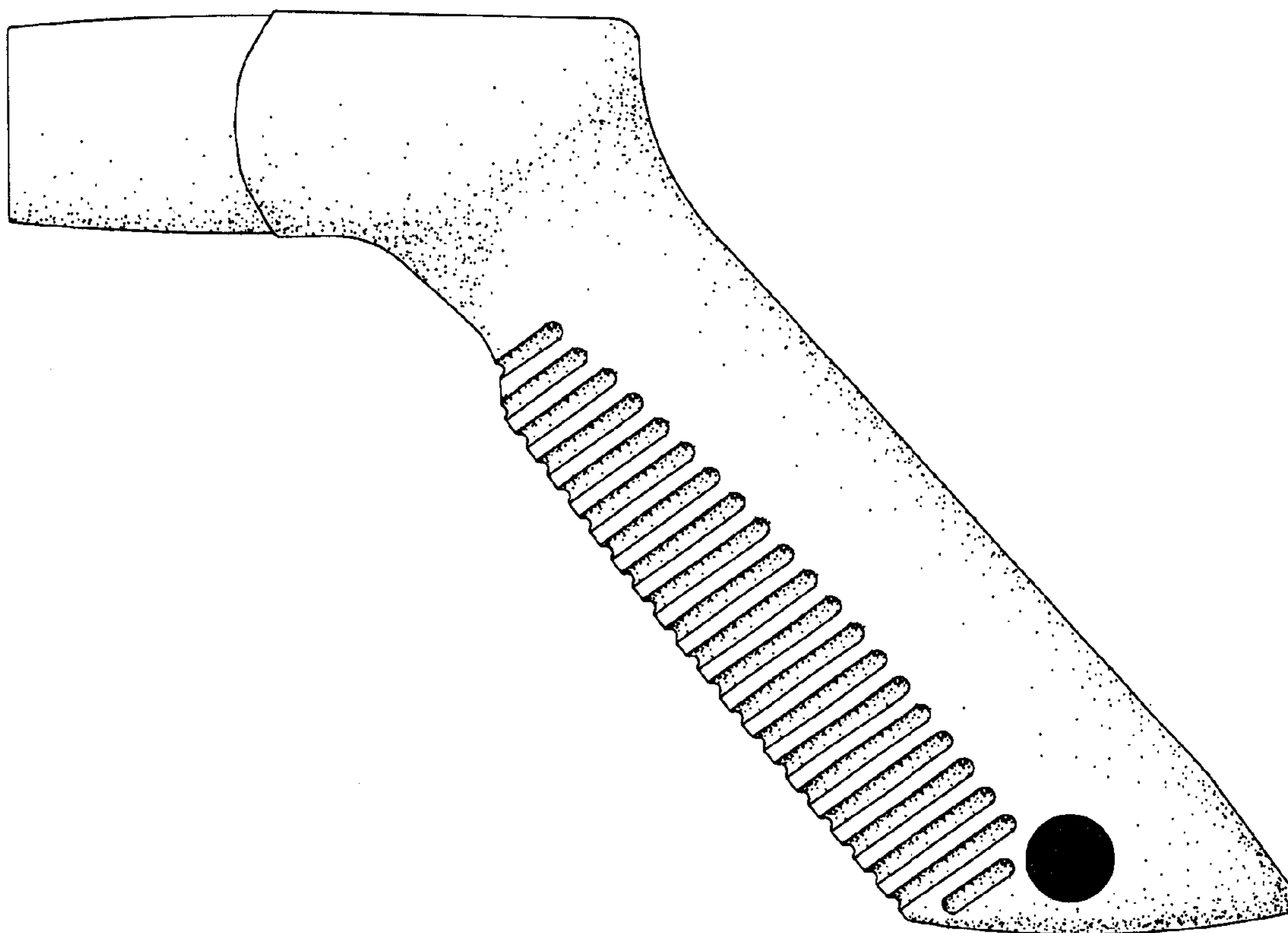




Fig. 1

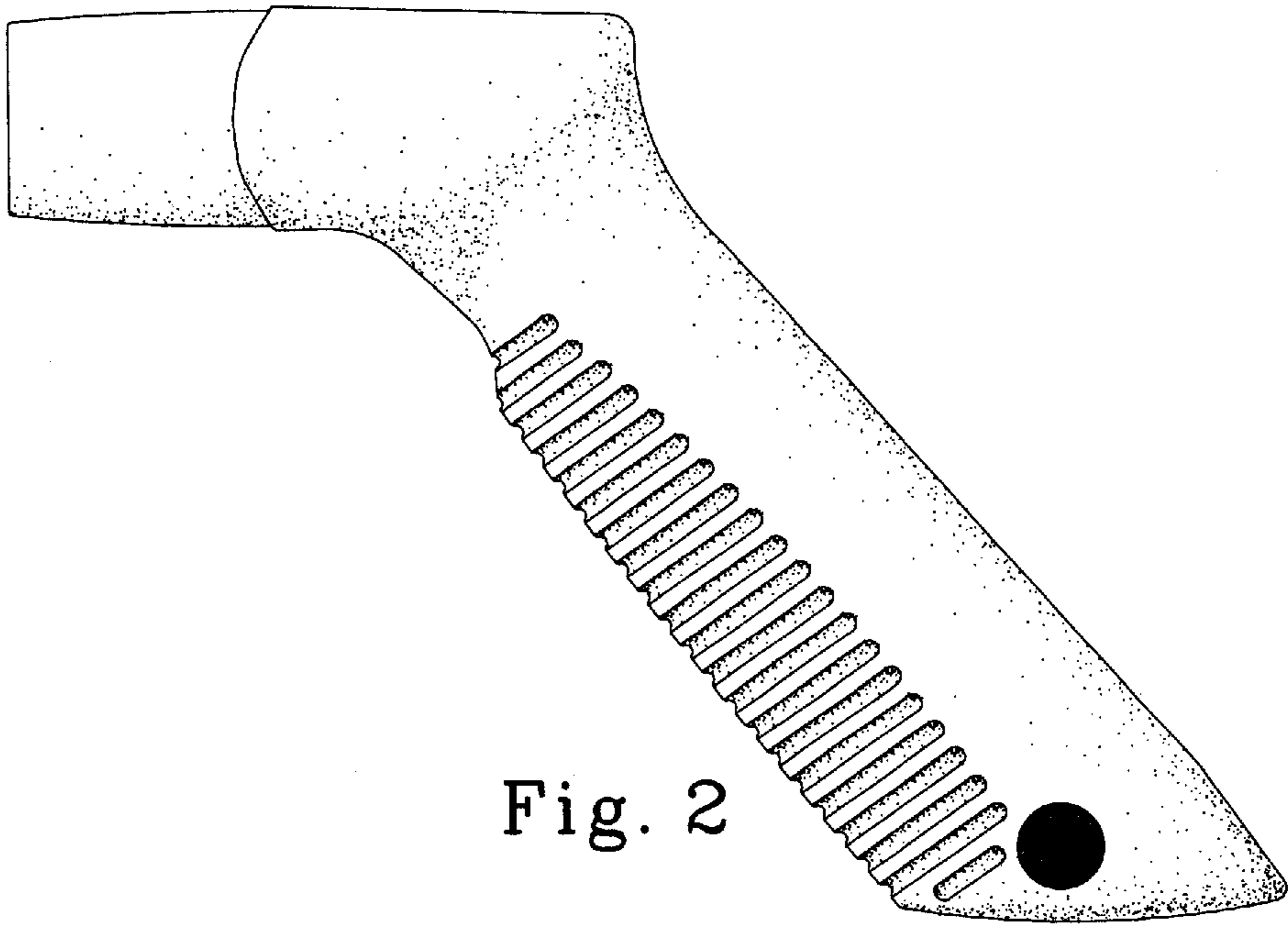


Fig. 2




Fig. 3

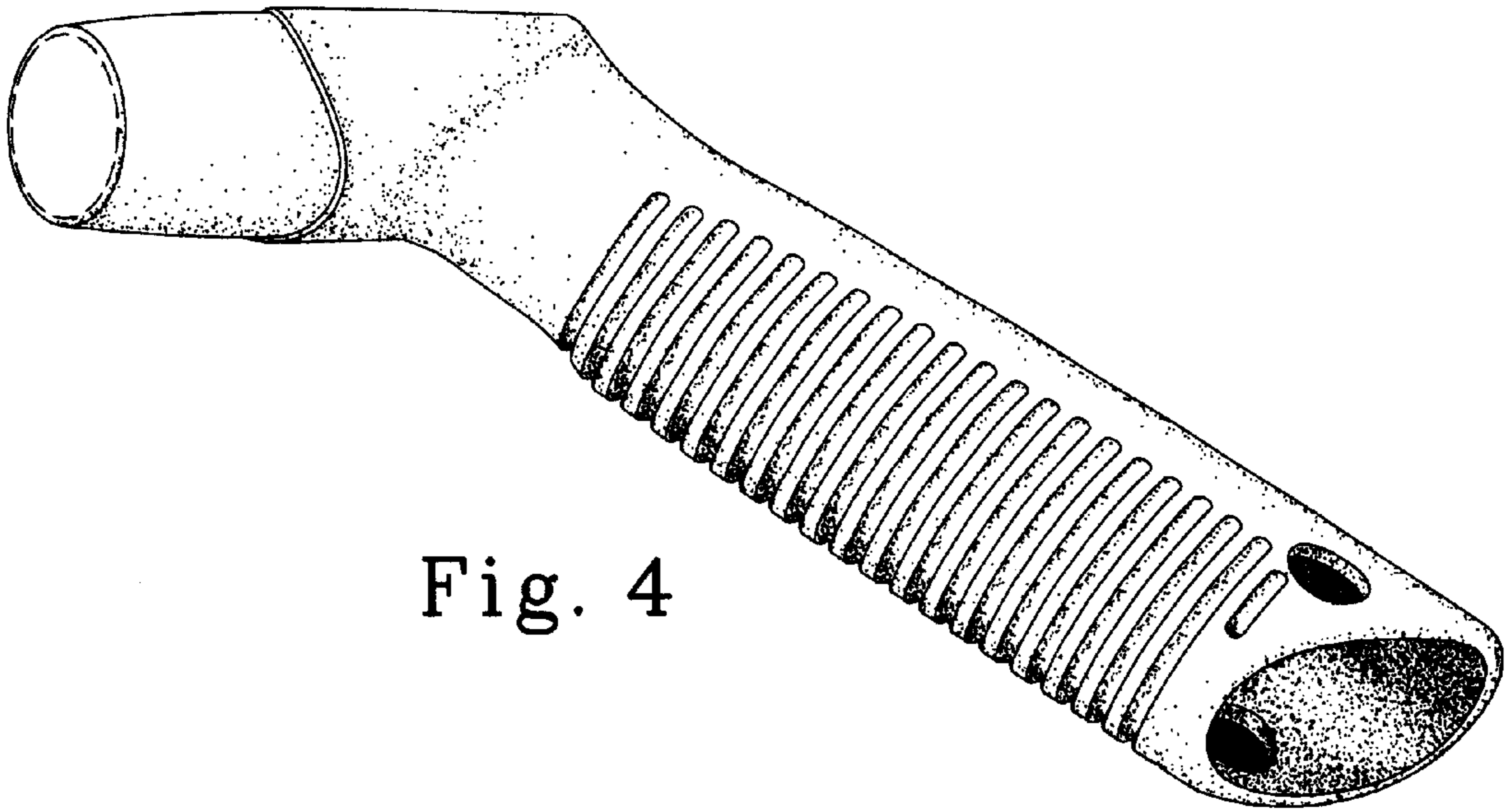


Fig. 4




Fig. 5




Fig. 6