



US00D487293S

(12) **United States Design Patent**
Zuloff

(10) **Patent No.:** **US D487,293 S**

(45) **Date of Patent:** **** Mar. 2, 2004**

(54) **COLLAPSIBLE TOY AIR GUN**

(76) **Inventor:** **Steven Zuloff**, 9314 Eton Ave.,
Chatsworth, CA (US) 91311

(**) **Term:** **14 Years**

(21) **Appl. No.:** **29/181,929**

(22) **Filed:** **May 16, 2003**

(51) **LOC (7) Cl.** **21-01**

(52) **U.S. Cl.** **D21/574**

(58) **Field of Search** D21/567-575,
D21/658; D14/428; D23/225-226; D22/103;
446/473, 475, 406, 267, 180, 219, 430;
124/16, 22, 27, 73-76, 83-85; 42/54, 7,
103, 105; 222/78, 79

(56) **References Cited**

U.S. PATENT DOCUMENTS

D114,548 S * 5/1939 Linney D21/574
D154,516 S * 7/1949 Shelton 446/473
D211,653 S * 7/1968 Mattingly D21/574

3,919,799 A * 11/1975 Austin et al. 42/105
D273,880 S * 5/1984 Bart D21/572
D309,759 S * 8/1990 Mak D21/572
D466,958 S * 12/2002 Hornsby et al. D21/572

* cited by examiner

Primary Examiner—Raphael Barkai

(74) *Attorney, Agent, or Firm*—Howard C. Miskin, Esq.;
Gloria Tsui-Yip, Esq.

(57) **CLAIM**

The ornamental design for collapsible toy air gun, shown
and described.

DESCRIPTION

FIG. 1 is a front elevational view of my new design;
FIG. 2 is a rear elevational view thereof;
FIG. 3 is a left side view thereof;
FIG. 4 is a right side view thereof;
FIG. 5 is a top plan view thereof; and,
FIG. 6 is a bottom plan view thereof.

1 Claim, 6 Drawing Sheets






FIG. 1

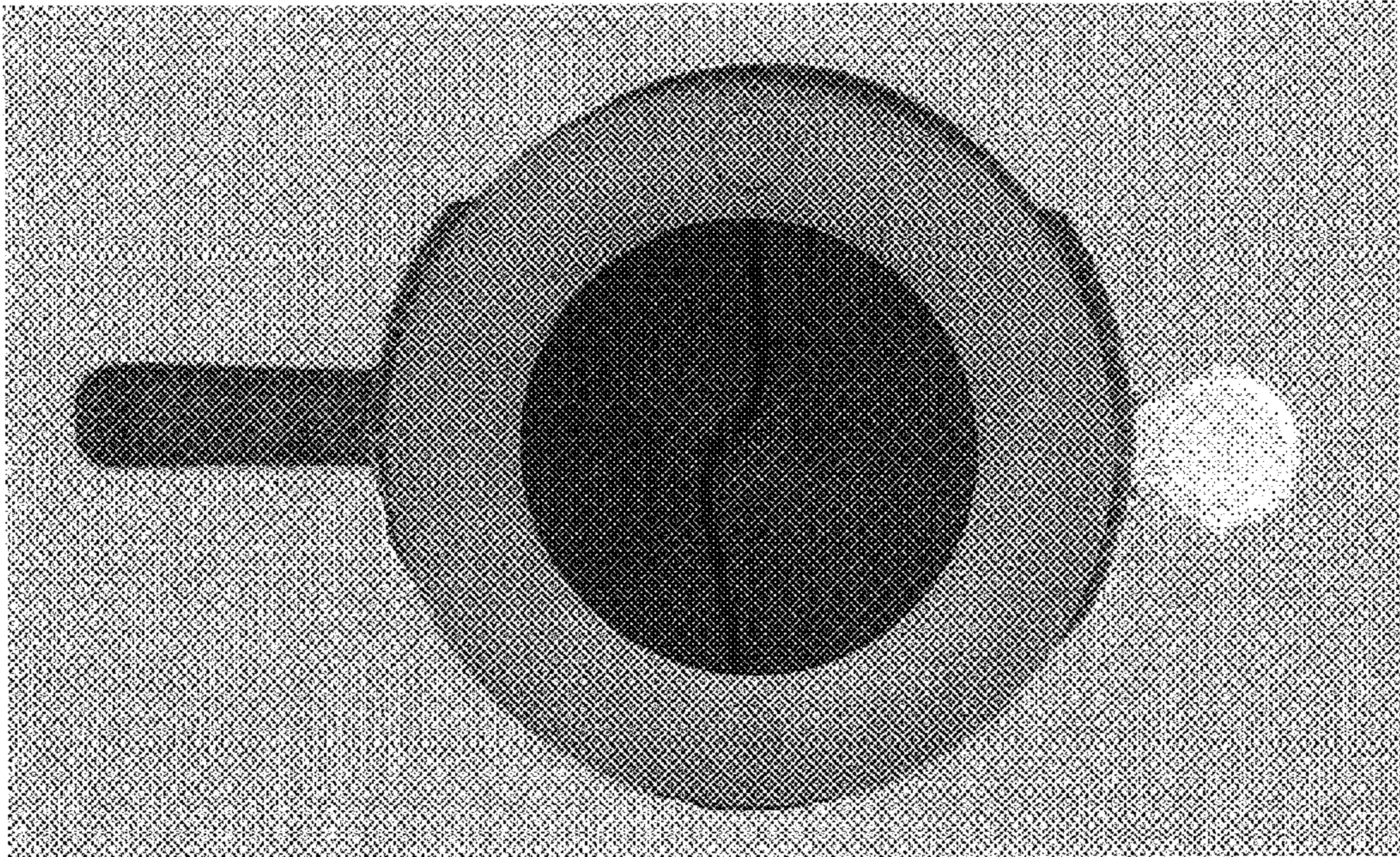


FIG. 2




FIG. 3




FIG. 4



FIG. 5




FIG. 6