



US00D487268S

(12) **United States Design Patent**
Sekine

(10) **Patent No.:** **US D487,268 S**

(45) **Date of Patent:** **** Mar. 2, 2004**

(54) **IMAGE SCANNER APPARATUS**
(75) Inventor: **Naofumi Sekine**, Kawasaki (JP)
(73) Assignee: **Canon Kabushiki Kaisha**, Tokyo (JP)
(**) Term: **14 Years**

D450,704 S 11/2001 Inukai D14/425
D450,705 S 11/2001 Inukai D14/425
D457,886 S 5/2002 Sekine D14/424
D464,655 S 10/2002 Inukai D14/425
D475,053 S * 5/2003 Inukai D14/425
D478,910 S * 8/2003 Khovaylo et al. D14/425

* cited by examiner

(21) Appl. No.: **29/171,905**
(22) Filed: **Dec. 3, 2002**
(30) **Foreign Application Priority Data**
Jun. 3, 2002 (JP) 2002-014861
(51) **LOC (7) Cl.** **14-02**
(52) **U.S. Cl.** **D14/425**
(58) **Field of Search** D14/420-425;
358/474-498

Primary Examiner—Joel Sincavage
(74) *Attorney, Agent, or Firm*—Fitzpatrick, Cella, Harper & Scinto

(57) **CLAIM**

The ornamental design for an image scanner apparatus, as shown and described.

DESCRIPTION

FIG. 1 is a front view of an image scanner apparatus showing my new design;
FIG. 2 is a rear view thereof;
FIG. 3 is a top plan view thereof;
FIG. 4 is a bottom plan view thereof;
FIG. 5 is a left side view thereof;
FIG. 6 is a right side view thereof; and,
FIG. 7 is a perspective view thereof.

(56) **References Cited**
U.S. PATENT DOCUMENTS
D396,452 S * 7/1998 Naruki D14/424
D414,753 S 10/1999 Inukai D14/107
D415,477 S 10/1999 Inukai D14/107
D415,743 S 10/1999 Inukai D14/107
D434,039 S 11/2000 Inukai D14/425
D441,756 S 5/2001 Sekine D14/425

1 Claim, 5 Drawing Sheets




FIG. 1




FIG. 2




FIG. 3

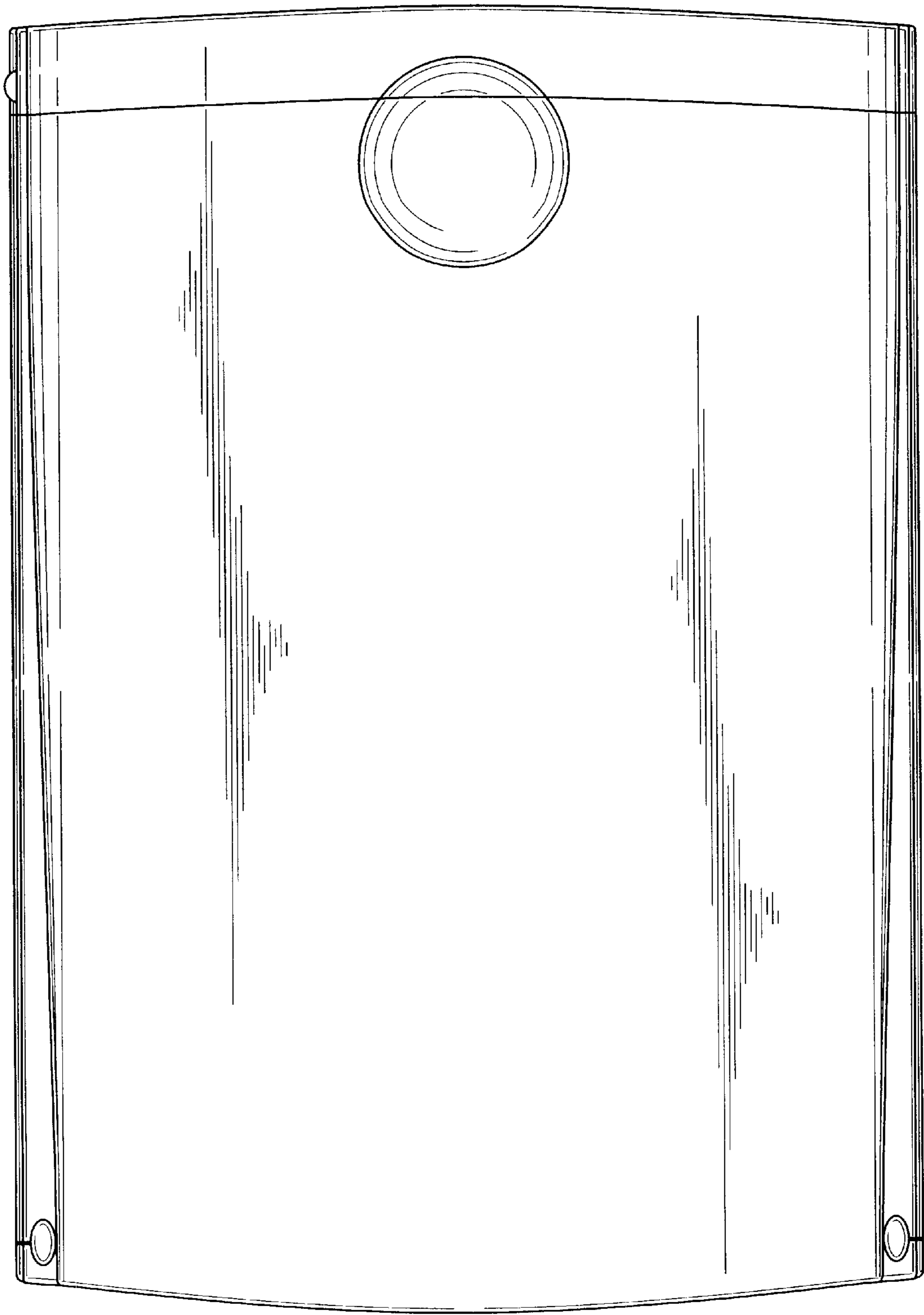


FIG. 4

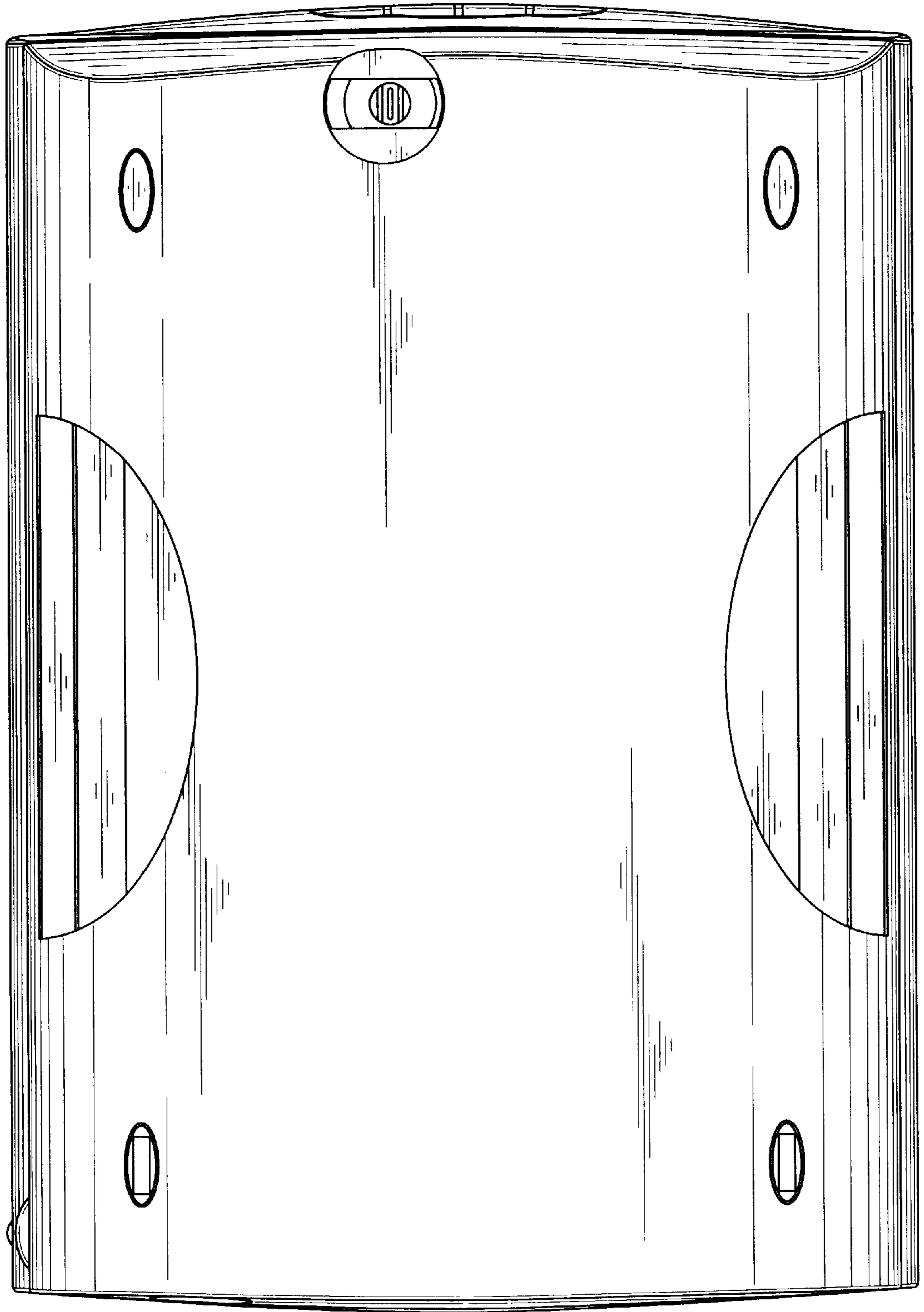


FIG. 5




FIG. 6




FIG. 7

