



US00D487257S

(12) **United States Design Patent**
Miyazaki

(10) **Patent No.:** **US D487,257 S**

(45) **Date of Patent:** **** Mar. 2, 2004**

(54) **OPTICAL DISC PLAYER**

D443,868 S * 6/2001 Ito et al. D14/168
D446,194 S 8/2001 Yamazaki et al.

(75) Inventor: **Tetsuro Miyazaki**, Tokyo (JP)

OTHER PUBLICATIONS

(73) Assignee: **Sony Corporation**, Tokyo (JP)

Web page "PCM-7040," http://www.sony.jp/products/Professional/AUDIO/products/au_rp/pcm-7040.html, 1 sheet, Sony (Jan. 2003).

(**) Term: **14 Years**

Web page "DIR-240/120," <http://www.sony.jp/products/Professional/DataArchive/BC2/BC2-1/DIR-240-120..>, 1 sheet, Sony (Jan. 2003).

(21) Appl. No.: **29/179,846**

Web page "AJ-D360," <http://www.panasonic.co.jp/bsd/salesj/products/aj-d360.html>, 1 sheet, Matsushita Electronic Corporation (Jan. 2003).

(22) Filed: **Apr. 16, 2003**

(51) **LOC (7) Cl.** **14-01**

(52) **U.S. Cl.** **D14/136; D14/156**

(58) **Field of Search** D14/125, 135-136,
D14/156-157, 167-168, 188, 193-198,
257-258; 369/75.1, 75.2, 77.1, 77.2; 455/344,
347, 350-351

* cited by examiner

Primary Examiner—Nanda Bondade

(56) **References Cited**

(74) *Attorney, Agent, or Firm*—Rader, Fishman & Grauer PLLC

U.S. PATENT DOCUMENTS

(57) **CLAIM**

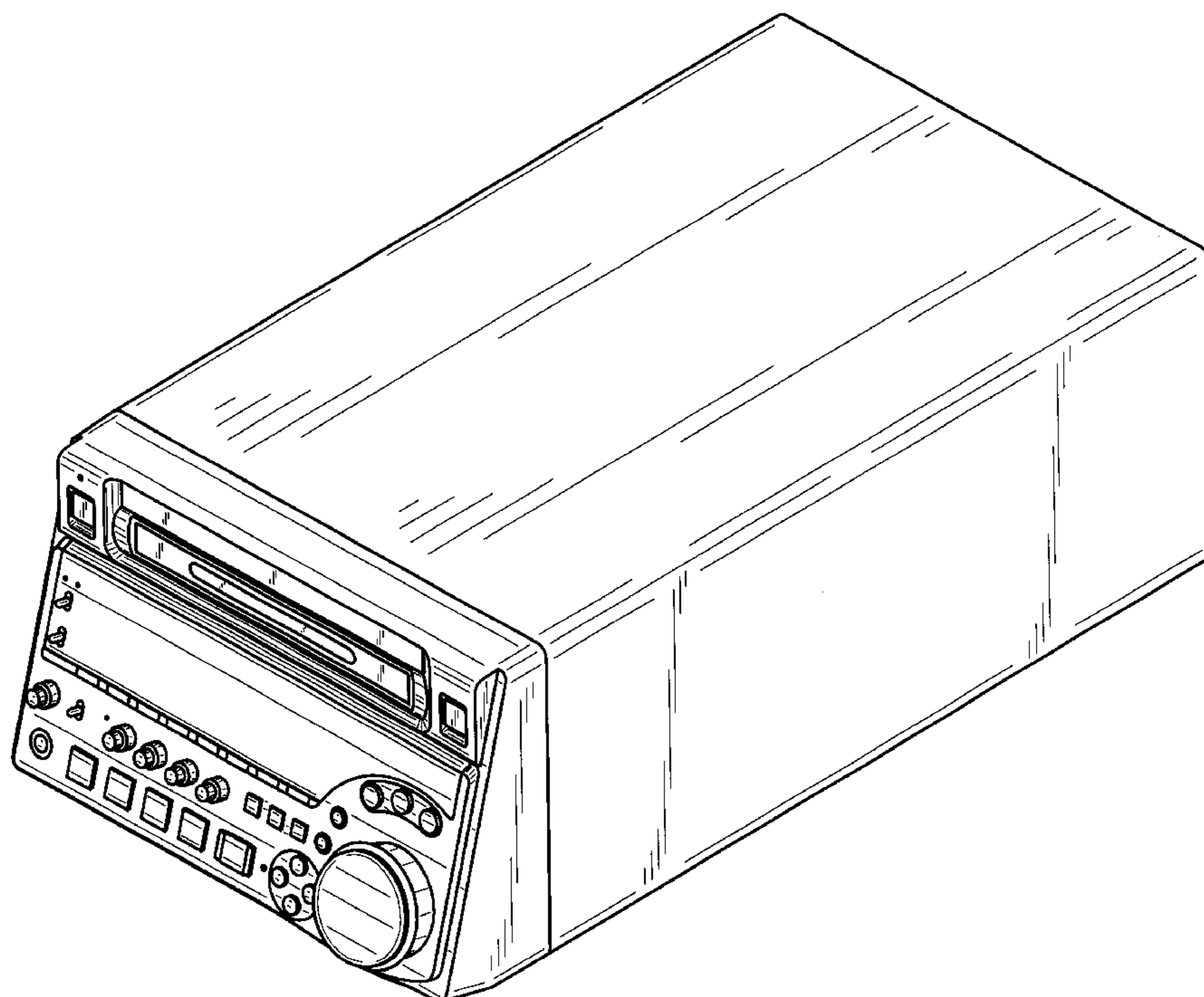
D372,711 S	8/1996	Hyogo	
D377,350 S	1/1997	Niitsu	
D389,480 S	1/1998	Niitsu	
D394,655 S	5/1998	Niitsu	
D405,092 S	2/1999	Ohshima et al.	
D414,776 S	10/1999	Shintani et al.	
D418,830 S	1/2000	Yasutomi et al.	
D421,260 S	2/2000	Hyogo	
D423,008 S	* 4/2000	Shintani D14/168
D431,814 S	10/2000	Sasago	
D434,014 S	11/2000	Sasago	
D434,397 S	11/2000	Sasago	
D436,581 S	* 1/2001	Oka D14/135
D441,351 S	* 5/2001	Ito et al. D14/168

The ornamental design for an optical disc player, as shown.

DESCRIPTION

FIG. 1 is a perspective view of an optical disc player showing my new design;
FIG. 2 is a front elevational view thereof;
FIG. 3 is a rear elevational view thereof;
FIG. 4 is a left side elevational view thereof;
FIG. 5 is a right side elevational view thereof;
FIG. 6 is a top plan view thereof; and,
FIG. 7 is a bottom plan view thereof.

1 Claim, 5 Drawing Sheets



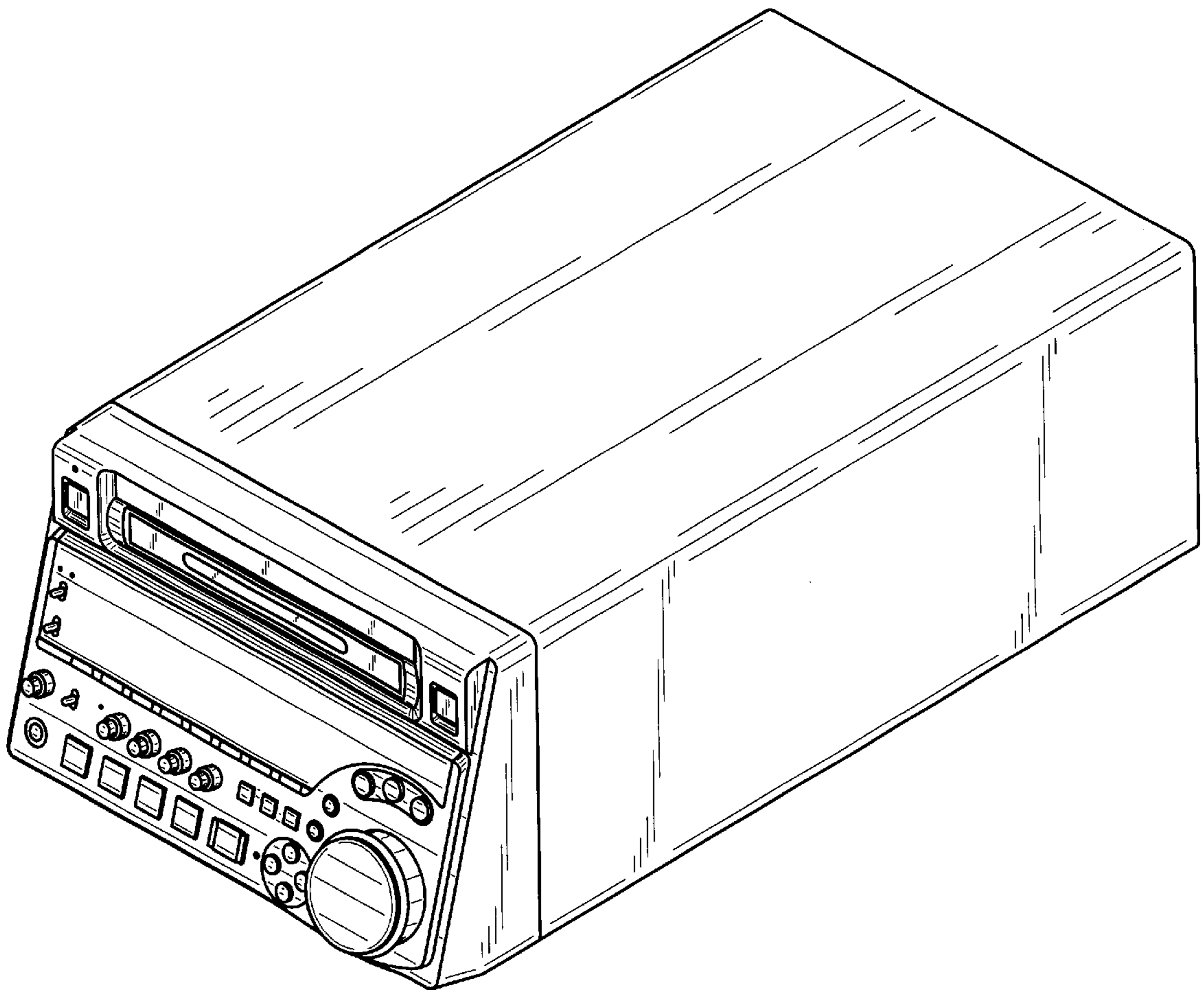


Fig 1

Fig. 2

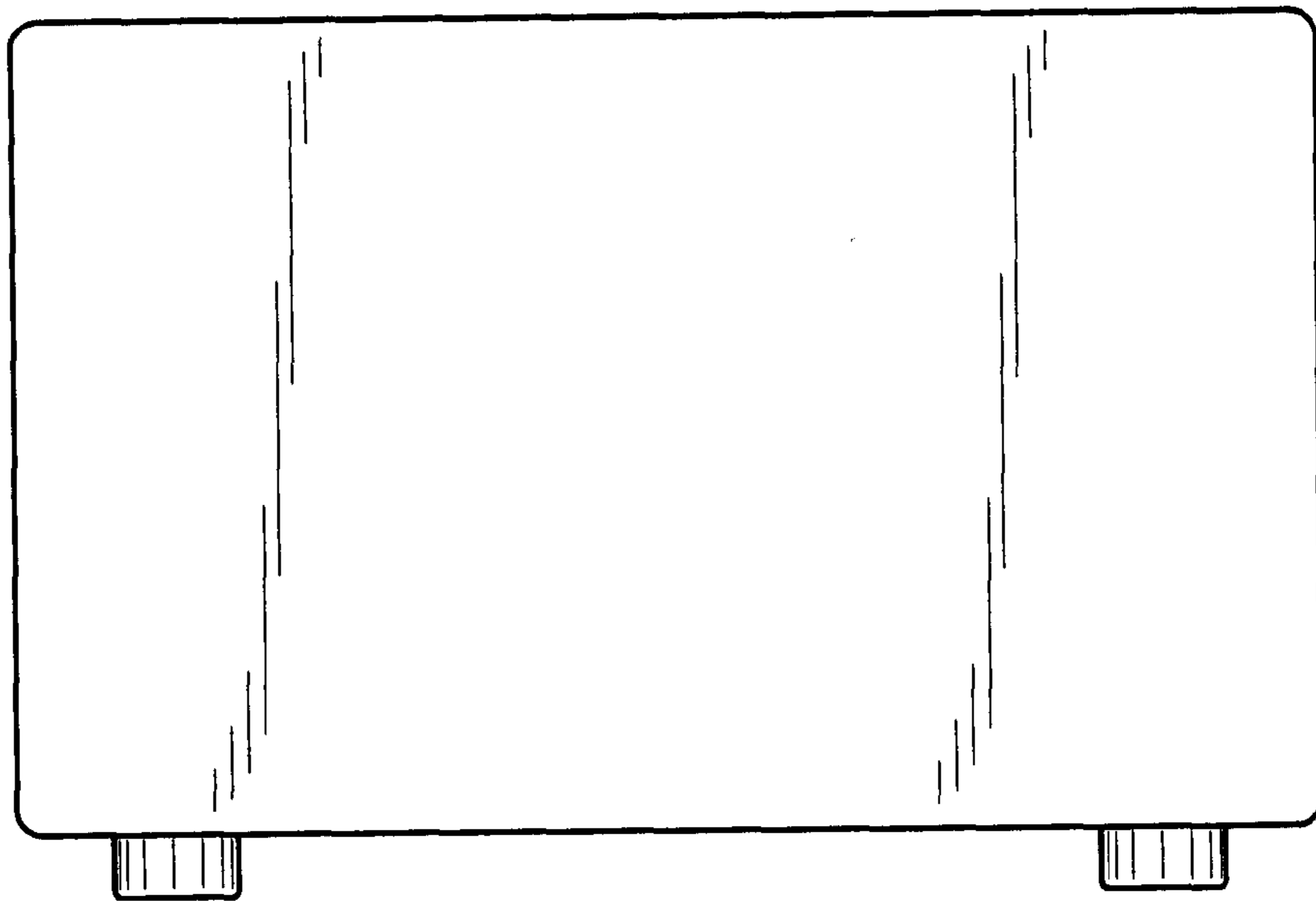



Fig. 3

Fig. 4

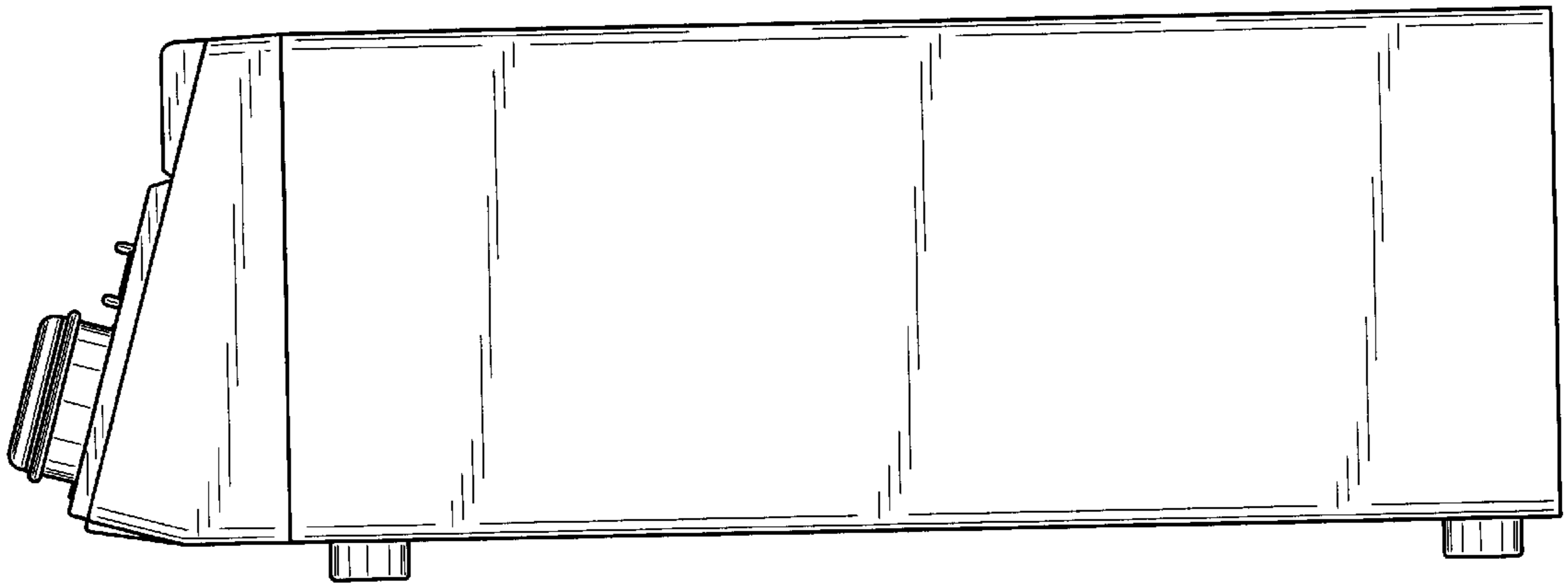
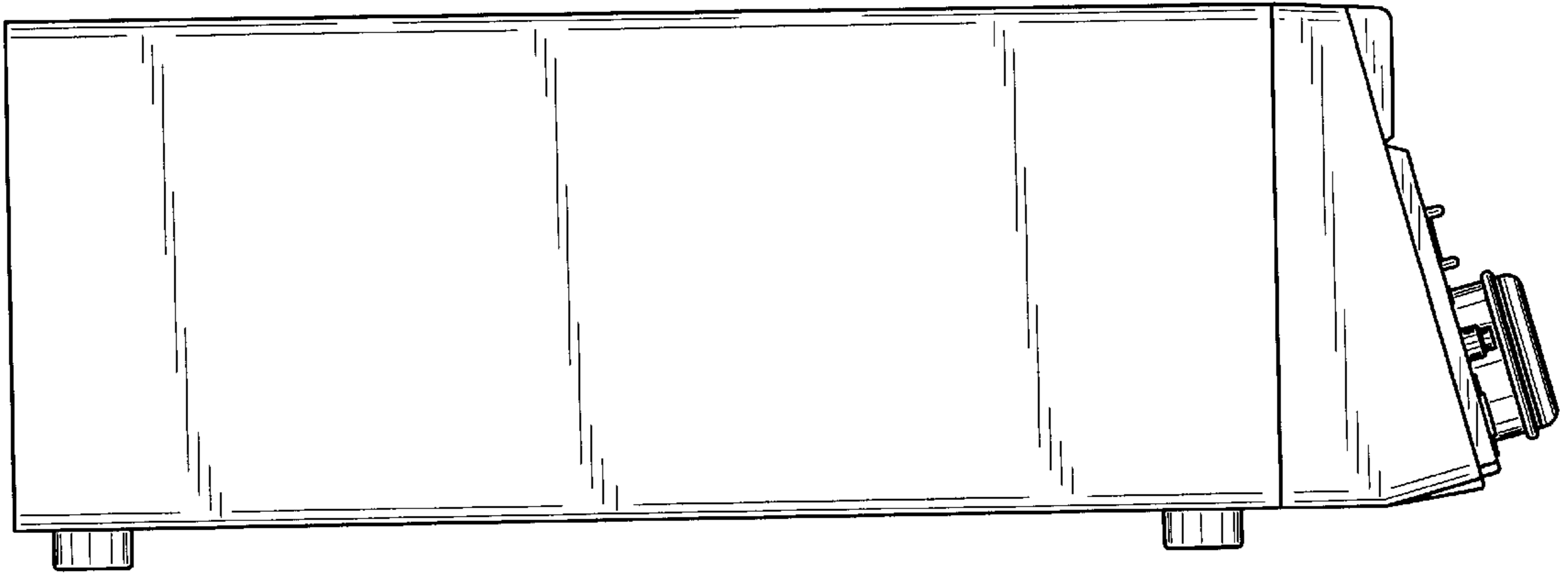


Fig. 5




Fig. 6

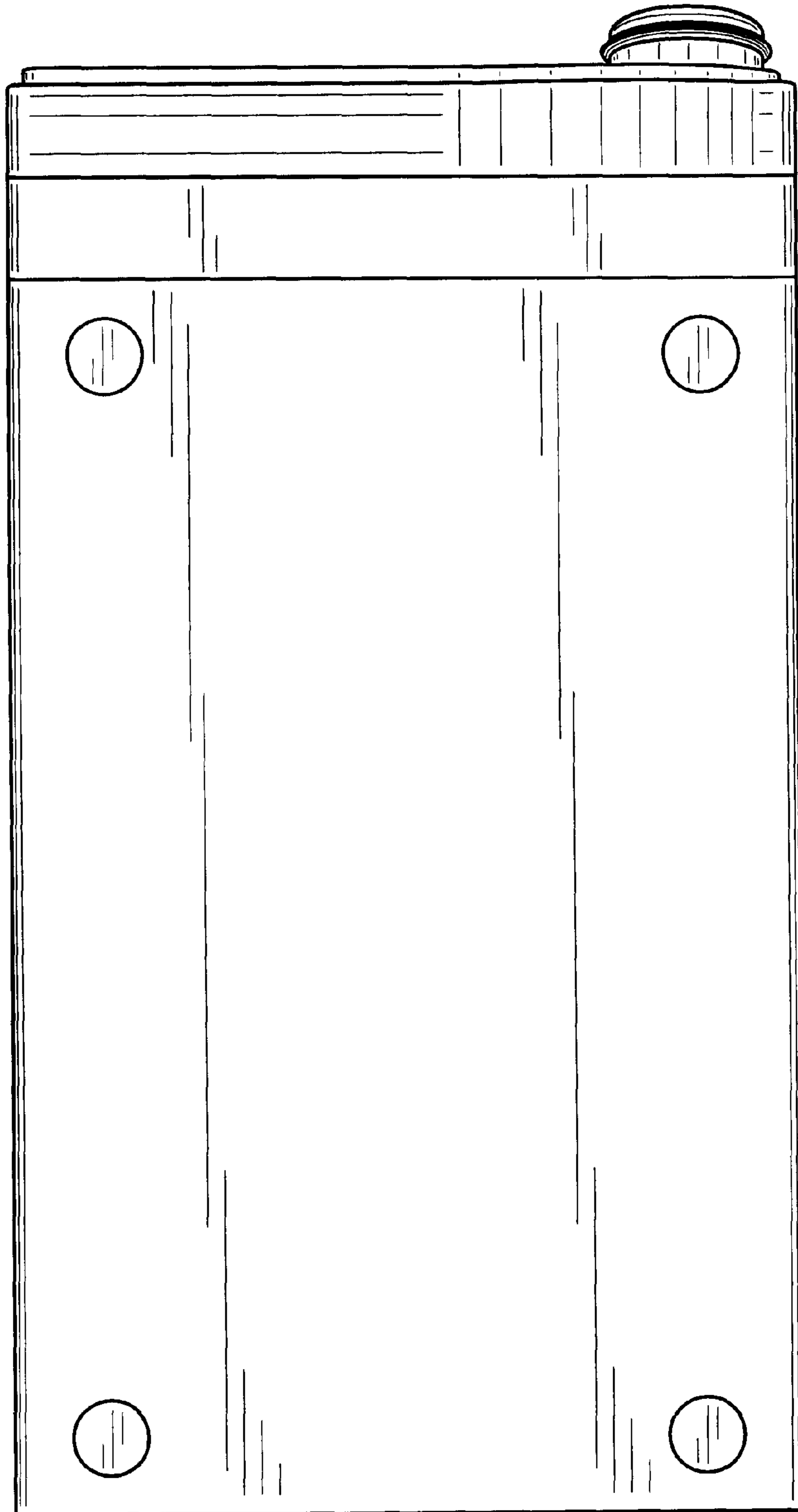


Fig. 7