



US00D487252S

(12) **United States Design Patent**
Schweitzer

(10) **Patent No.:** **US D487,252 S**

(45) **Date of Patent:** **** Mar. 2, 2004**

(54) **CERAMIC ULTRAVIOLET LAMP HOLDER**

4,936,789 A * 6/1990 Ugalde 439/236
4,994,710 A * 2/1991 Roelevink et al. 313/318.02

(75) **Inventor:** **Todd Schweitzer**, Torrance, CA (US)

OTHER PUBLICATIONS

(73) **Assignee:** **UV Doctor LLC**, Las Vegas, NV (US)

Aquafine Corporation Mailing Brochure for the single-ended (SE) lamp. Date unknown.*

(**) **Term:** **14 Years**

* cited by examiner

(21) **Appl. No.:** **29/154,173**

Primary Examiner—Clare E. Heflin

(22) **Filed:** **Jan. 22, 2002**

(74) *Attorney, Agent, or Firm*—Charles H. Thomas

(51) **LOC (7) Cl.** **13-03**

(57) **CLAIM**

(52) **U.S. Cl.** **D13/134; D26/24**

The ornamental design for the ceramic ultraviolet lamp holder, as shown and described.

(58) **Field of Search** D26/24, 113, 142;
D13/134–136; 439/232, 236, 619, 699.2,
226, 230; 313/318.12; 362/217–226

DESCRIPTION

(56) **References Cited**

FIG. 1 is a perspective view of a ceramic ultraviolet lamp holder showing my new design;
FIG. 2 is a top plan view thereof;
FIG. 3 is a bottom plan view thereof;
FIG. 4 is an elevational view illustrating my new ceramic ultraviolet lamp holder as it appears from both the front and the back, the transparent quartz tube shown in phantom illustrating the environment of use, and forming no part of my new design; and,
FIG. 5 is an elevational view showing my new ceramic ultraviolet lamp holder as it appears from both the right and left sides.

U.S. PATENT DOCUMENTS

2,118,437 A	*	5/1938	Kayatt	439/226
2,295,883 A	*	9/1942	Williams	439/230
2,401,228 A	*	5/1946	Noel	439/612
4,275,325 A	*	6/1981	Guim	439/232
4,287,456 A	*	9/1981	Kovacik et al.	439/239
4,542,947 A	*	9/1985	Flor et al.	439/232
4,713,019 A	*	12/1987	Gaynor	439/232
4,758,173 A	*	7/1988	Northrop	439/232
4,795,357 A	*	1/1989	Kosmol et al.	439/232
4,799,896 A	*	1/1989	Gaynor et al.	439/232
4,811,183 A	*	3/1989	Guritz et al.	362/216

1 Claim, 2 Drawing Sheets

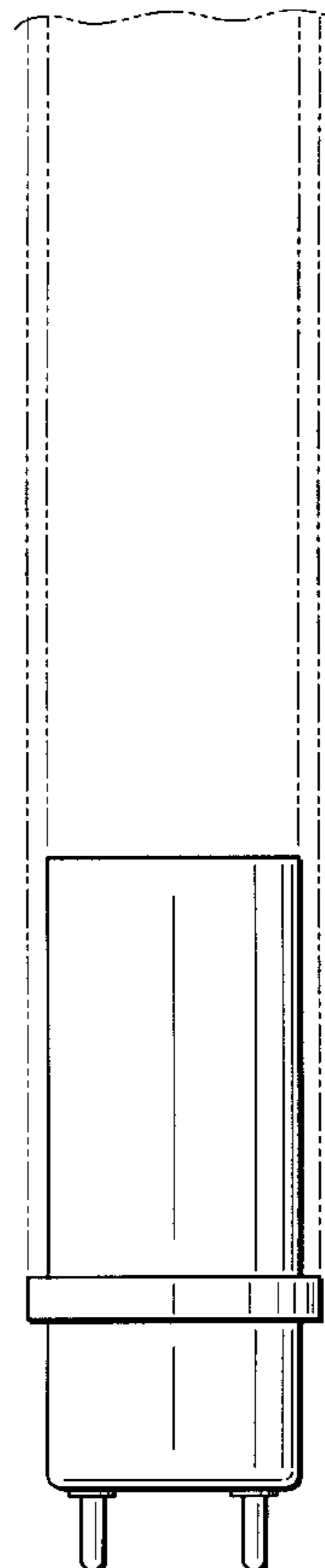
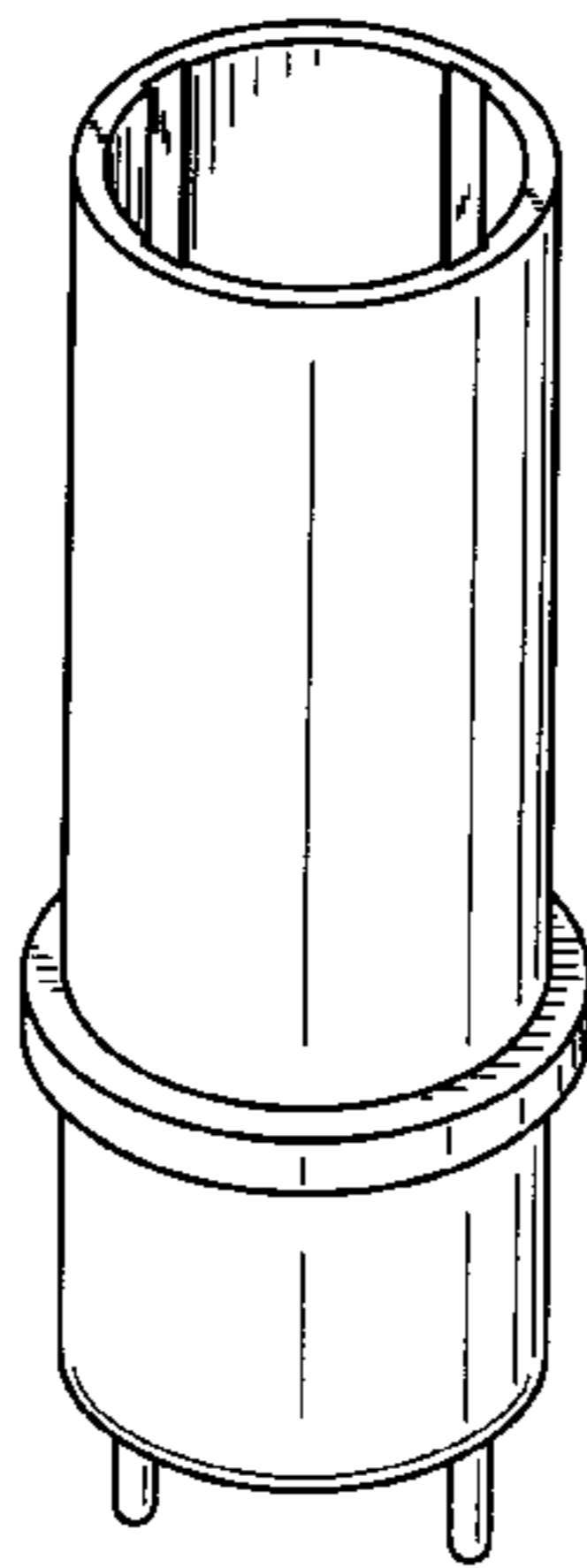


FIG. 1

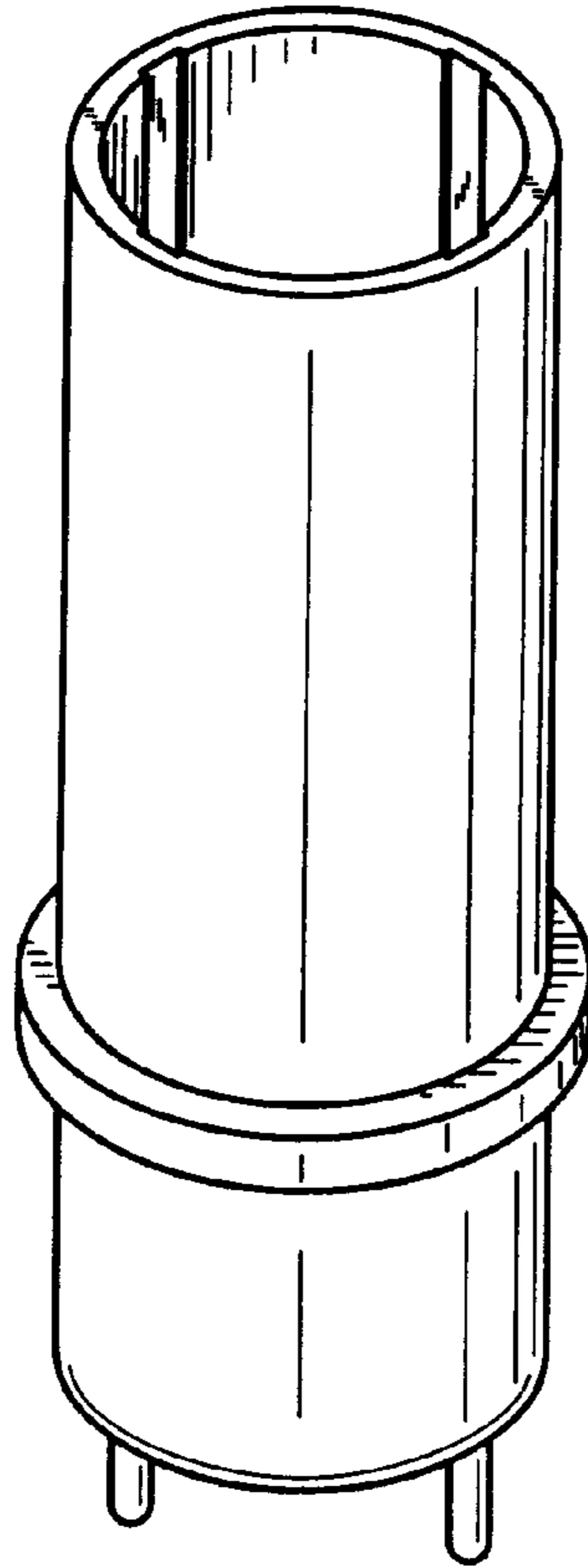


FIG. 2

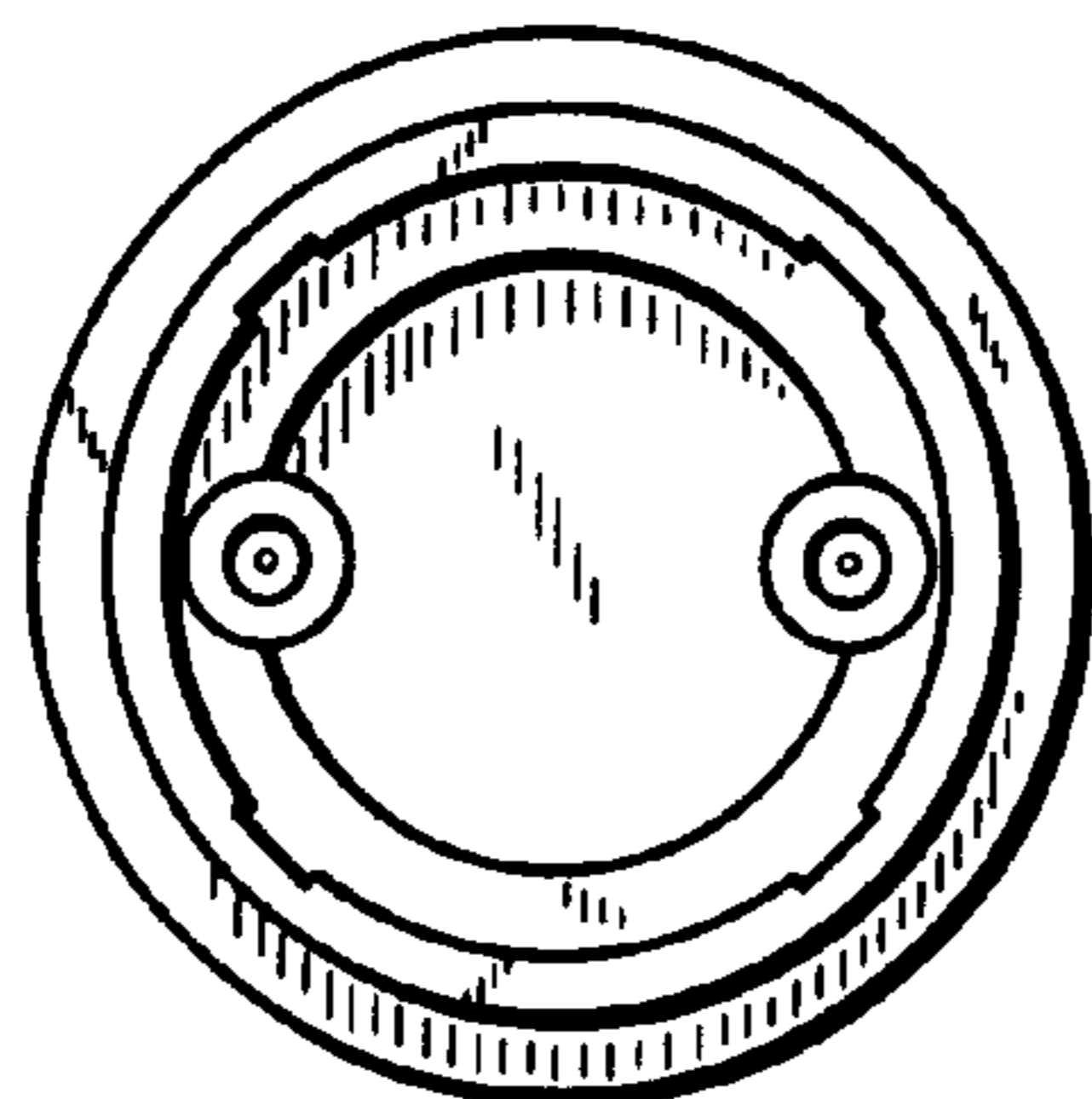


FIG. 3

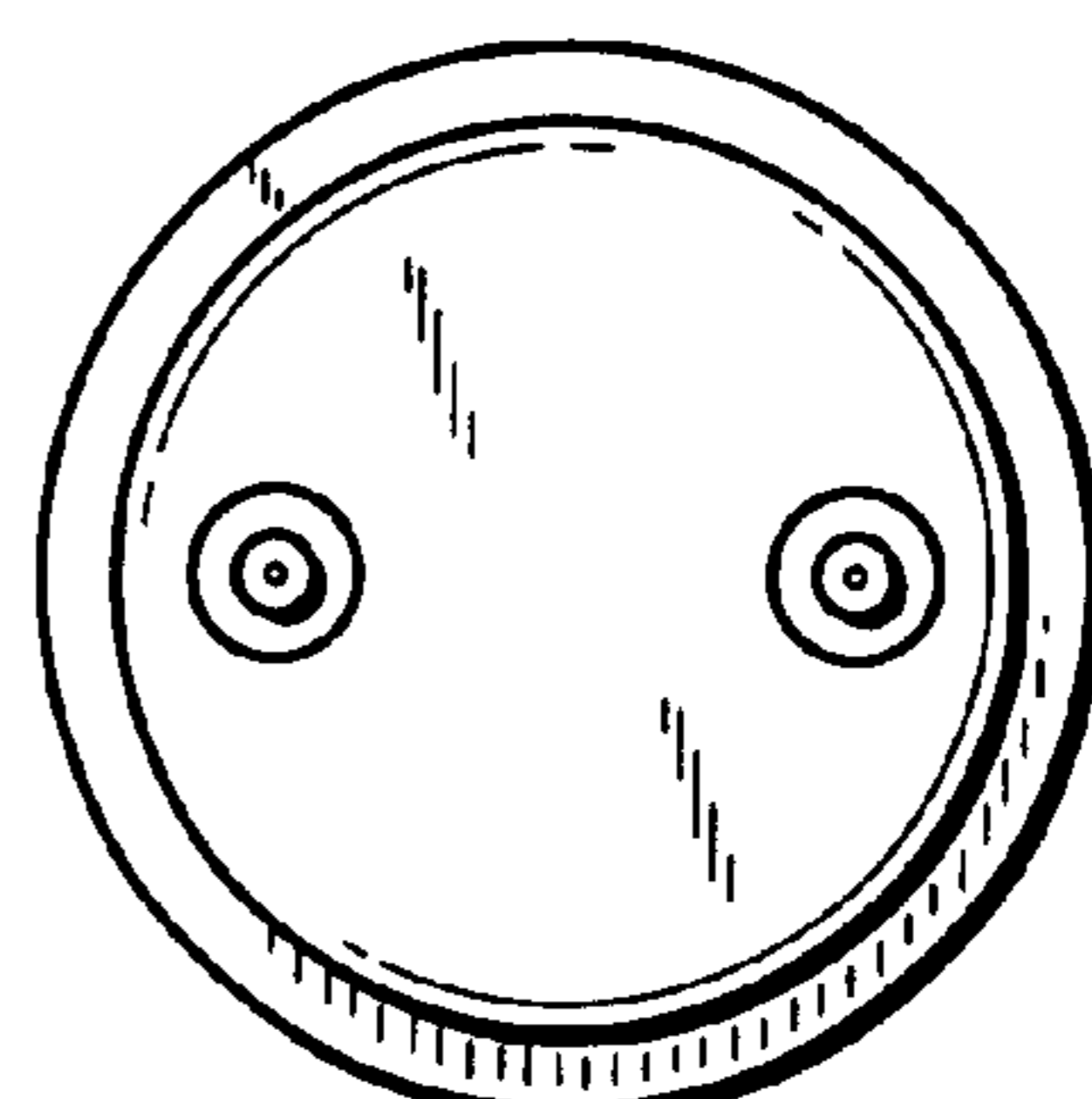


FIG. 4

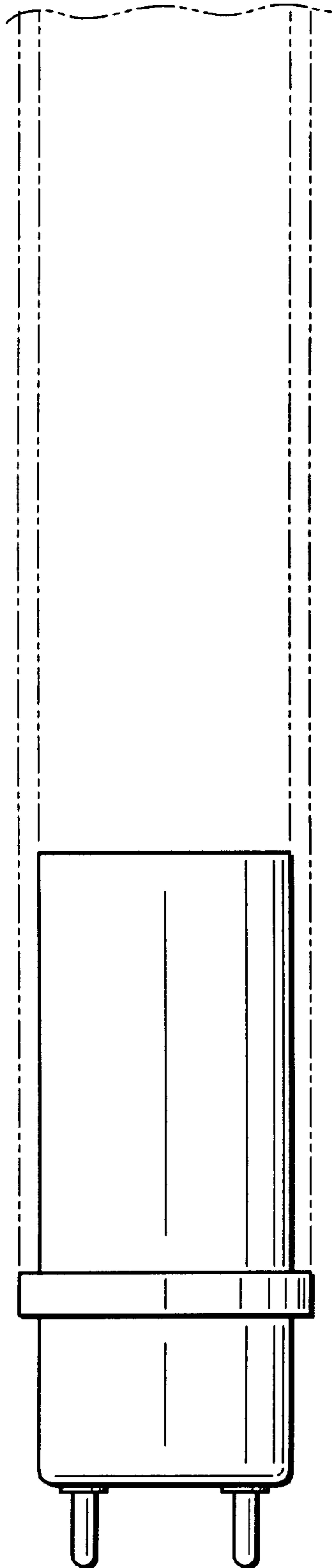


FIG. 5

