



US00D487247S

(12) **United States Design Patent**
Yamane

(10) **Patent No.:** **US D487,247 S**

(45) **Date of Patent:** **** Mar. 2, 2004**

(54) **TIRE TREAD**

(75) Inventor: **Masakatsu Yamane**, Hyogo (JP)

(73) Assignee: **The Goodyear Tire & Rubber Company**, Akron, OH (US)

(**) Term: **14 Years**

(21) Appl. No.: **29/175,391**

(22) Filed: **Feb. 4, 2003**

(51) **LOC (7) Cl.** **12-15**

(52) **U.S. Cl.** **D12/535**

(58) **Field of Search** D12/534, 535,
D12/536, 569, 570, 571; 152/209.1, 209.8,
209.11, 209.28

(56) **References Cited**

U.S. PATENT DOCUMENTS

6,220,320 B1 * 4/2001 Nakagawa et al. 152/209.11

OTHER PUBLICATIONS

Mitas S-07 Scooter Tire, 2002 Tread Design Guide, p. 1/202, p. 212. 4/5.*

Bridgestone BT50 Radial Front Street and BT50 Radial Rear Street Tires, 1996 Tread design Guide, Jan. 1996, p. 207. 1/4&5.*

* cited by examiner

Primary Examiner—Robert M. Spear
(74) *Attorney, Agent, or Firm*—David L. King

(57) **CLAIM**

The ornamental Design for a tire tread, as shown and described.

DESCRIPTION

FIG. 1 is a perspective view of a tire tread showing my new design, it being understood that the pattern repeats uniformly throughout the circumference of the tread;

FIG. 2 is a front elevational view thereof;


FIG. 3 is a right side elevational view thereof, the opposite side elevational view being a mirror image thereof; and,

FIG. 4 is an enlarged fragmentary front elevational view.

In the drawings, the broken lines defining the sidewall, inner bead and the peripheral boundary between the tire tread and the sidewall are for illustrative purposes only and form no part of the claimed design.

The dark stippled surface shading represents the recessed portion of the tread grooves having a depth as best shown in FIG. 2.

1 Claim, 4 Drawing Sheets



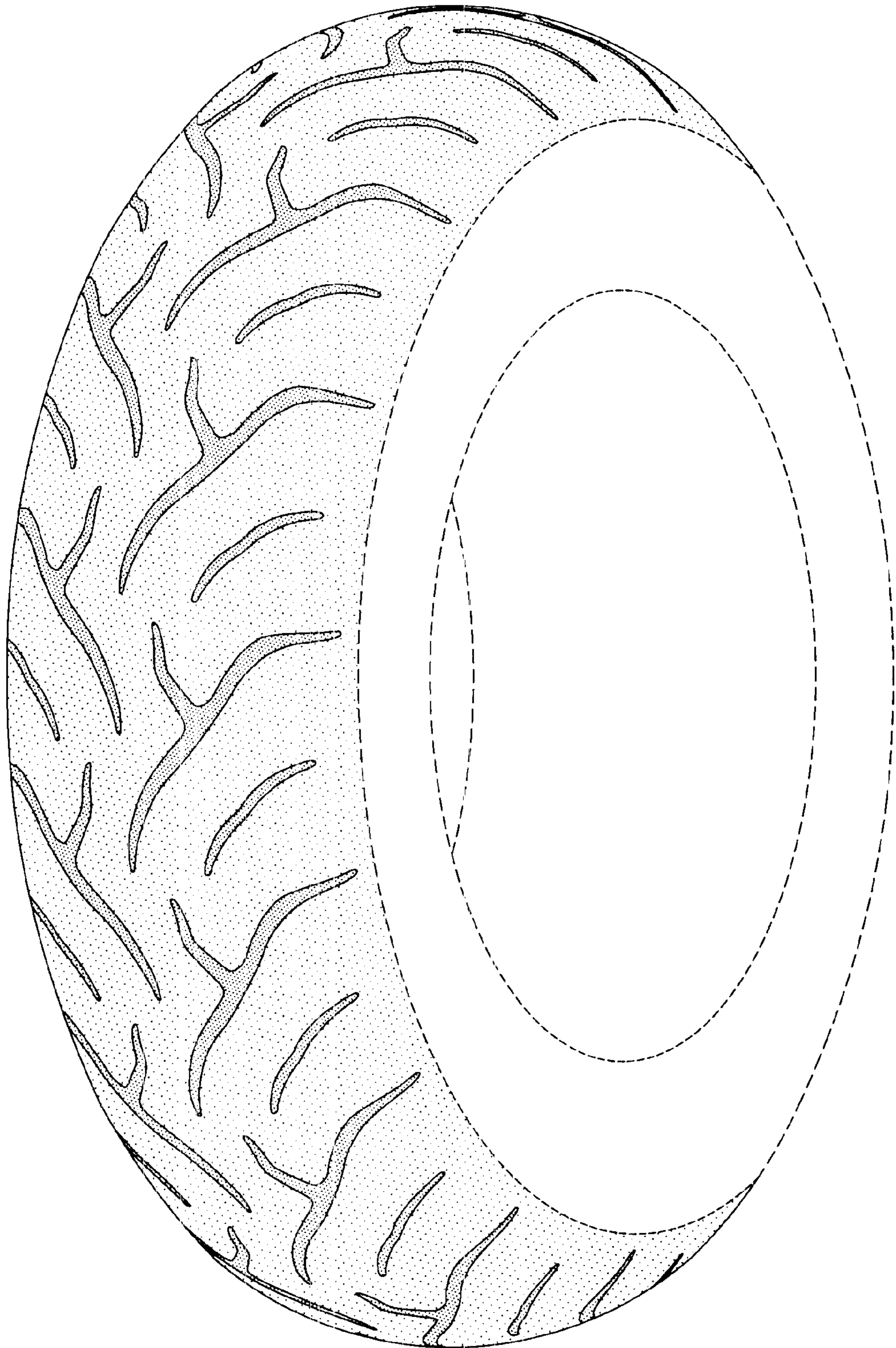


FIG-1

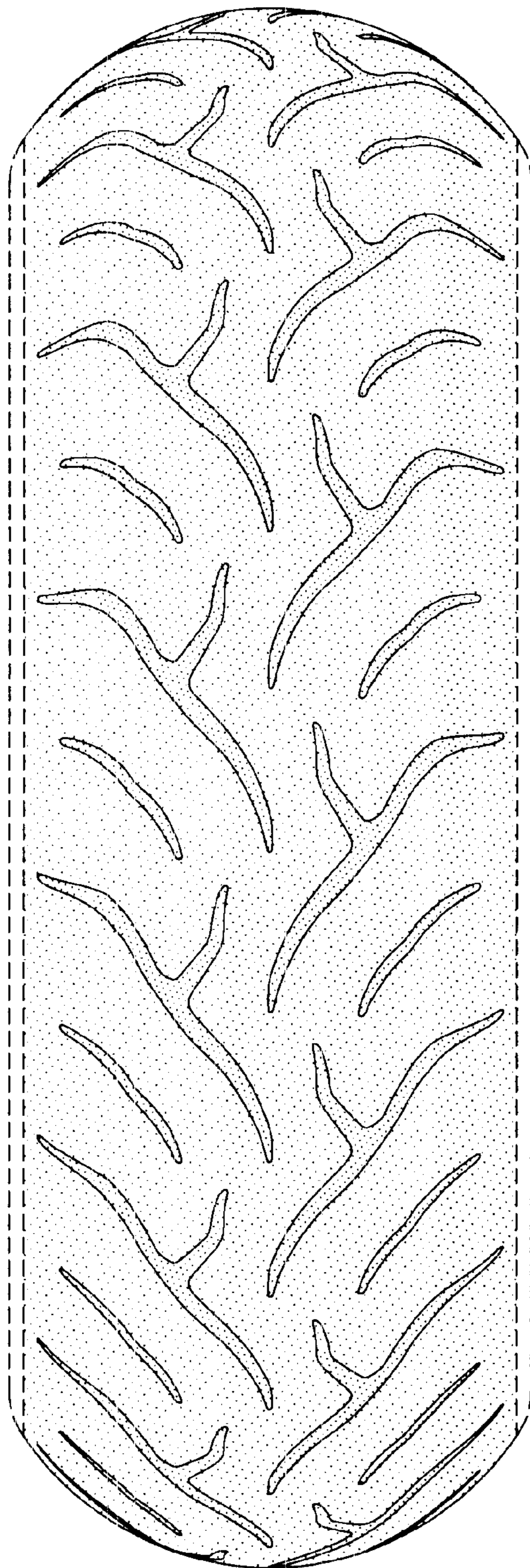


FIG-2




FIG-3

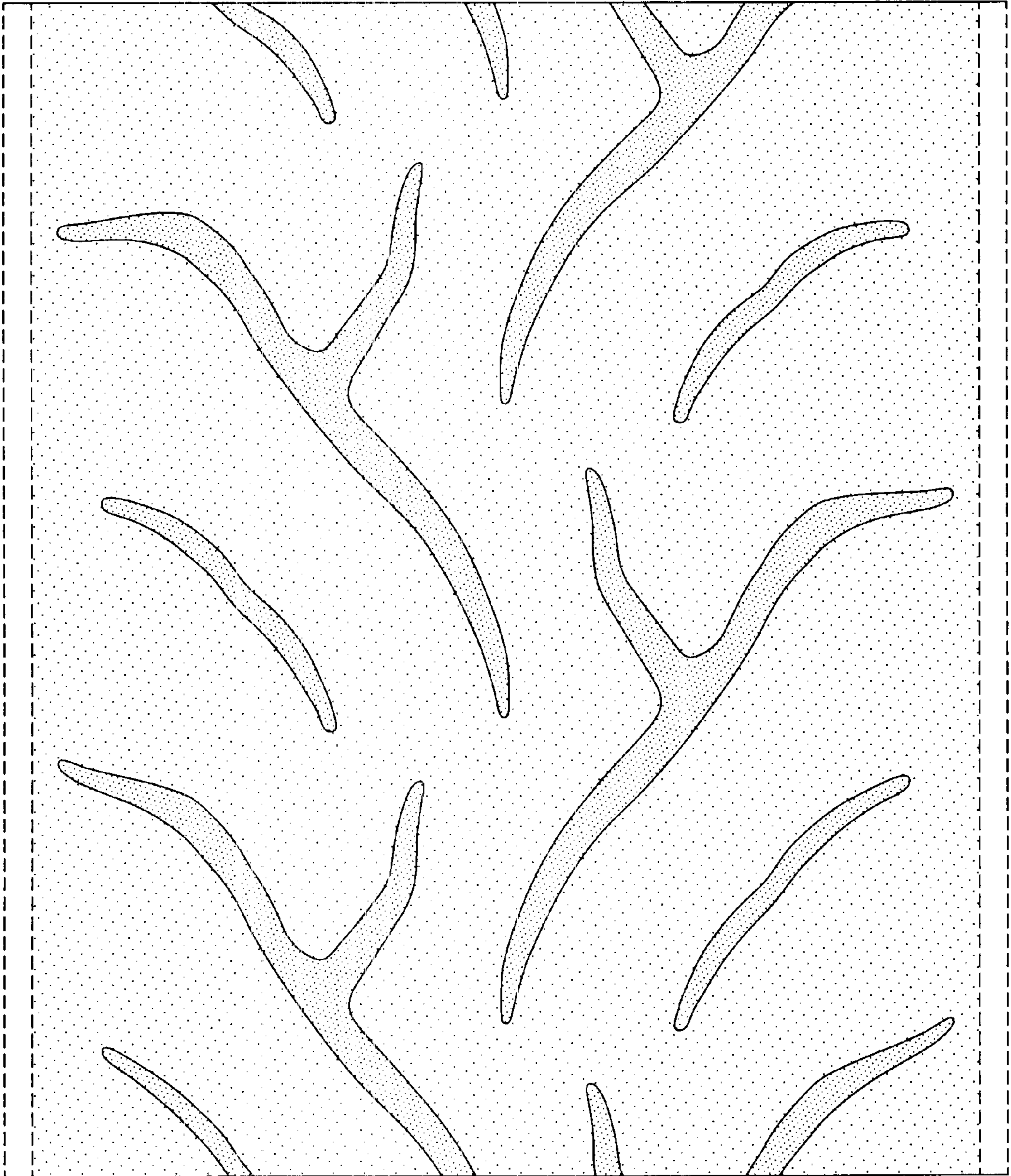


FIG-4