



US00D487231S

(12) **United States Design Patent**
Sohn

(10) **Patent No.:** **US D487,231 S**

(45) **Date of Patent:** **** Mar. 2, 2004**

(54) **ILLUMINATED SIGNAL DEVICE**

(76) Inventor: **Daeup Sohn**, Apt. 222-204, 902-1
Mock-dong, Yangchun-ku, Seoul (KR)

(**) Term: **14 Years**

(21) Appl. No.: **29/175,682**

(22) Filed: **Feb. 7, 2003**

(30) **Foreign Application Priority Data**

Aug. 8, 2002 (KR) 30-2002-0022702

(51) **LOC (7) Cl.** **10-05**

(52) **U.S. Cl.** **D10/109**

(58) **Field of Search** D10/109, 114;
116/63 R, 63 P; 40/607.5, 586, 558; 362/119,
102, 186; 404/10; D21/401

(56) **References Cited**

U.S. PATENT DOCUMENTS

- 2,611,019 A * 9/1952 Warner
- 3,502,007 A * 3/1970 Andersson 404/10
- D274,317 S * 6/1984 Nelson D10/114
- D306,706 S * 3/1990 Hansel D10/114
- 4,967,322 A * 10/1990 DuBois 362/102
- D325,002 S * 3/1992 Brau D10/114

- 5,487,203 A * 1/1996 Brach, Jr. et al. 15/245
- 5,622,423 A * 4/1997 Lee 362/186
- D397,054 S * 8/1998 Brantley et al. D10/109
- D430,228 S * 8/2000 Chu D21/401
- D449,011 S * 10/2001 Kuvlesky D10/109
- 6,299,324 B1 * 10/2001 Kim 362/119
- 6,561,119 B1 * 5/2003 Rigitano 116/63 P

* cited by examiner

Primary Examiner—Nelson C. Holtje

(74) *Attorney, Agent, or Firm*—McCarter & English, LLP;
John K. Kim, Esq.


(57) **CLAIM**

The ornamental design for an illuminated signal device, as shown.

DESCRIPTION

FIG. 1 is a perspective view of an illuminated signal device showing my new design;
 FIG. 2 is a front elevational view thereof;
 FIG. 3 is a rear elevational view thereof;
 FIG. 4 is a left side elevational view thereof;
 FIG. 5 is a right side elevational view thereof;
 FIG. 6 is a top plan view thereof; and,
 FIG. 7 is a bottom plan view thereof.

1 Claim, 3 Drawing Sheets






FIG. 1

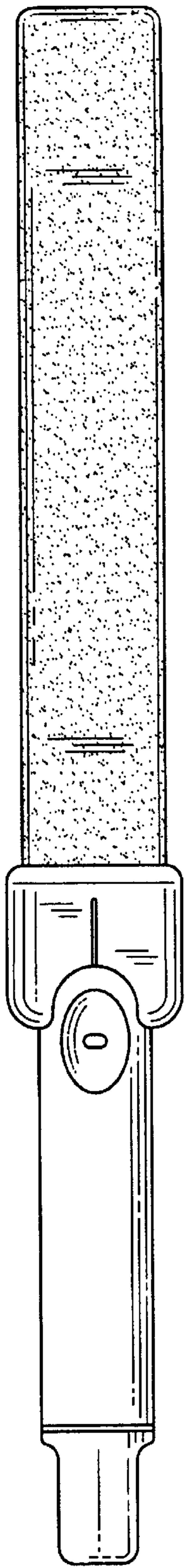


FIG. 2

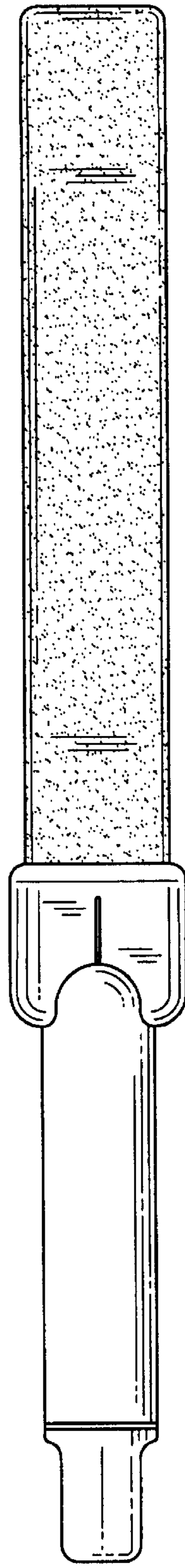


FIG. 3

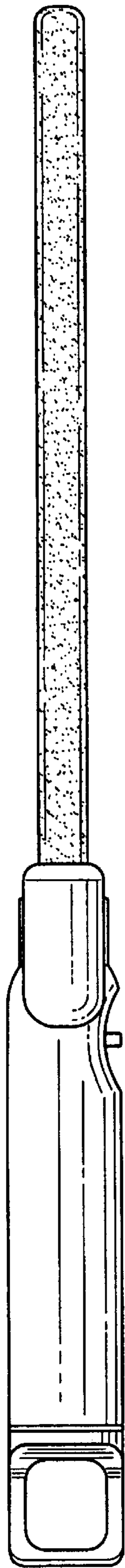


FIG. 4

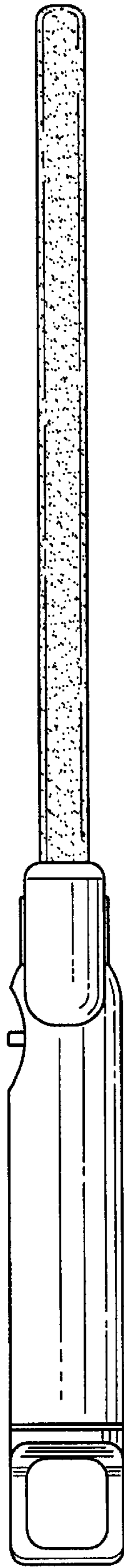


FIG. 5

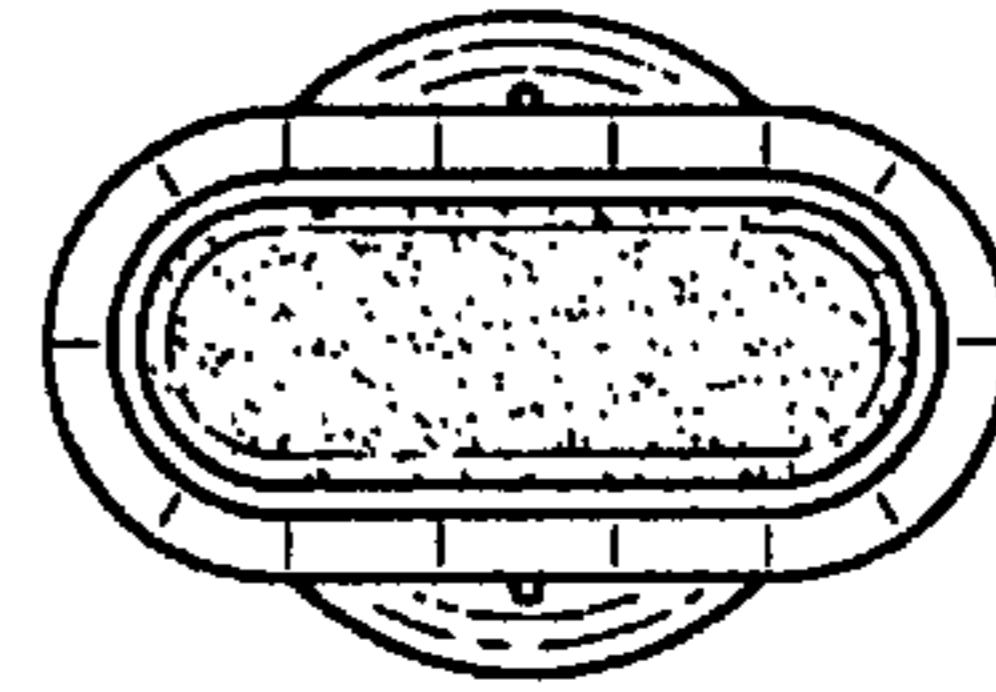


FIG. 6

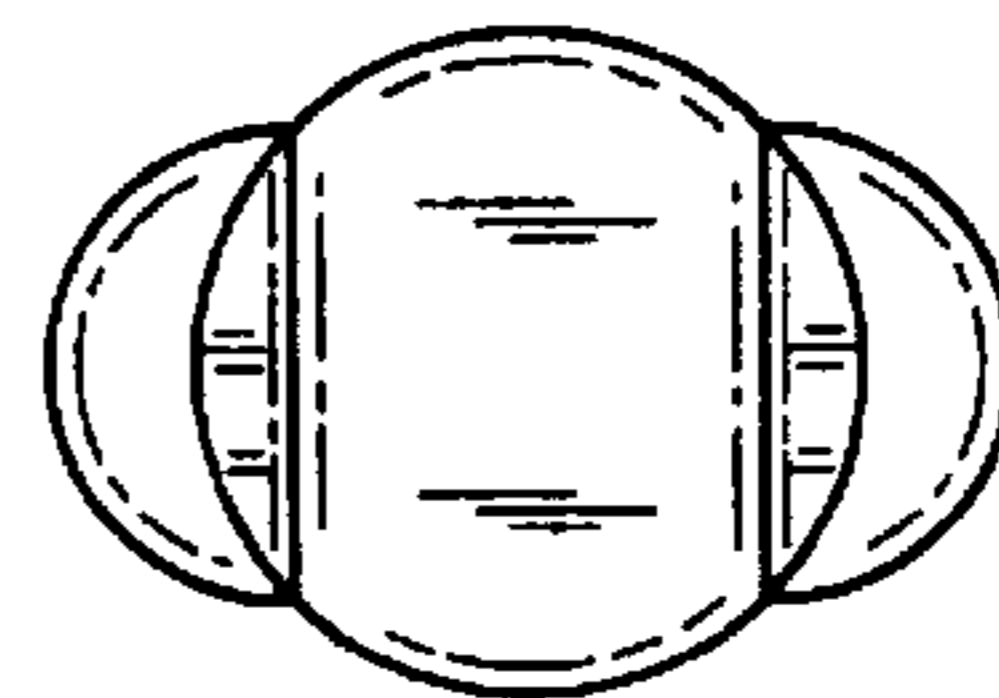


FIG. 7