



US00D487230S

(12) **United States Design Patent**
Dubarry

(10) **Patent No.:** **US D487,230 S**
(45) **Date of Patent:** **** Mar. 2, 2004**

(54) **WATCH**

(76) **Inventor:** **Franck Dubarry**, 2915 Biscayne Blvd., #303, Miami, FL (US) 33137

(**) **Term:** **14 Years**

(21) **Appl. No.:** **29/179,105**

(22) **Filed:** **Apr. 5, 2003**

(51) **LOC (7) Cl.** **10-02**

(52) **U.S. Cl.** **D10/39**

(58) **Field of Search** D10/1-40, 122-132;
368/280-282, 276-277, 285, 294-295

(56) **References Cited**

U.S. PATENT DOCUMENTS

D277,265 S	*	1/1985	Maglioli	D10/39
D339,533 S	*	9/1993	Frappe	D10/39
D404,320 S	*	1/1999	Chodat	D10/39
6,185,160 B1	*	2/2001	Tsuda	368/67
D438,475 S	*	3/2001	Balet	D10/39
D452,168 S	*	12/2001	Riley	D10/30
D455,084 S	*	4/2002	Mauboussin	D10/39
D463,295 S	*	9/2002	Dubarry	D10/32
D466,033 S	*	11/2002	Dubarry	D10/32
D473,803 S	*	4/2003	daOrigny	D10/39

* cited by examiner

Primary Examiner—Nelson C. Holtje
(74) *Attorney, Agent, or Firm*—Robert L. Tucker

(57) **CLAIM**

The ornamental design for a watch, at least substantially as shown and described.

DESCRIPTION

FIG. 1 is a perspective view of a watch showing my design; FIG. 2 is a top plan view thereof; FIG. 3 is a bottom plan view thereof; FIG. 4 is a side elevation view thereof; FIG. 5 is an opposite side elevation view thereof; FIG. 6 is a front end view thereof; FIG. 7 is a back end view thereof; and, FIG. 8 shows an alternative embodiment of the top plan view of my watch design, claiming the design irrespective of a particular watch face.

The broken lines shown in FIGS. 1, 8 are for illustrative purposes only and form no part of the claimed design. The broken lines merely show the environment in which claimed design may be used.

1 Claim, 6 Drawing Sheets





FIG. 1




FIG. 2

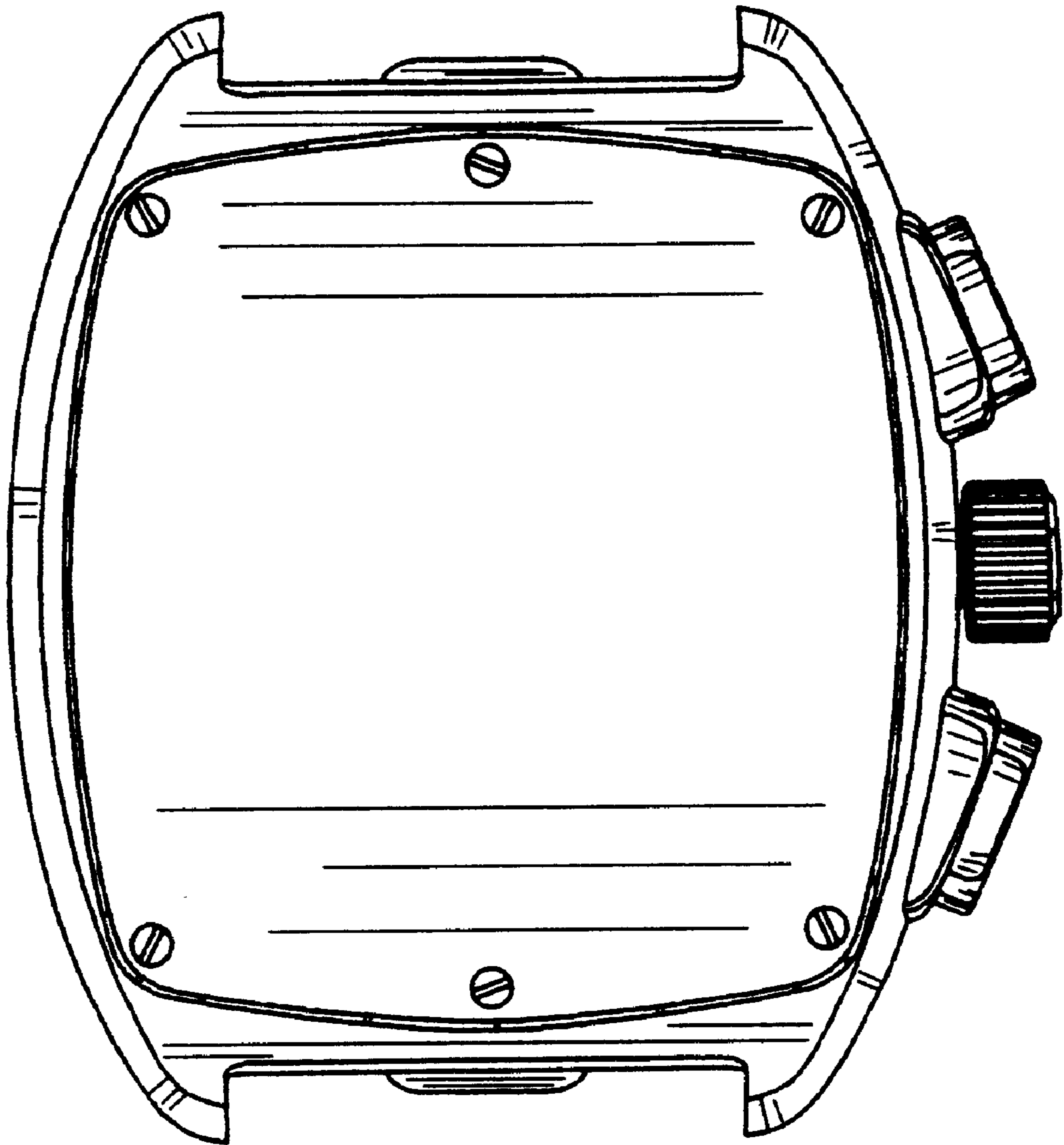


FIG.3

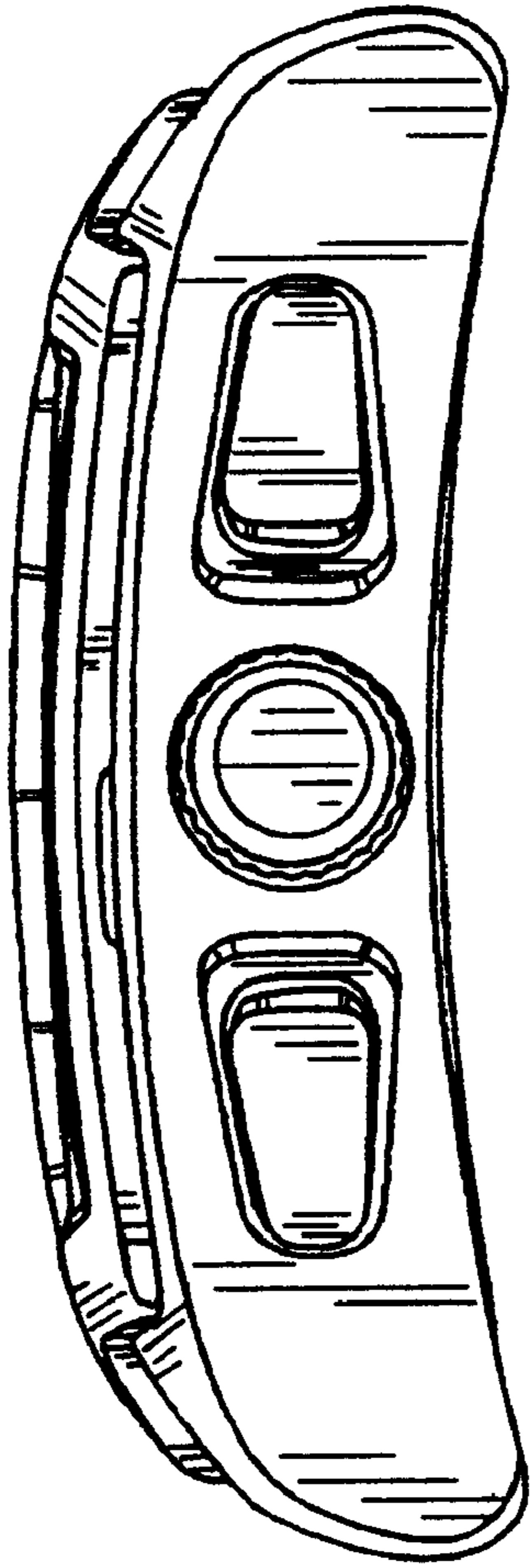


FIG.4

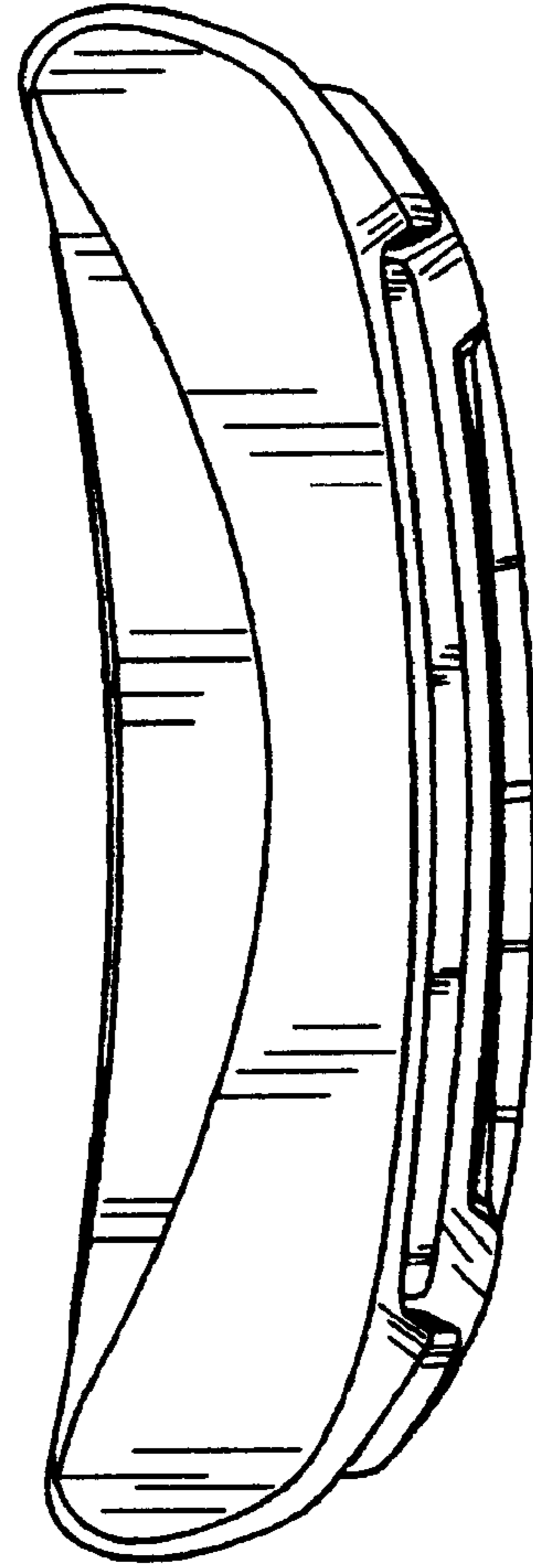


FIG.5

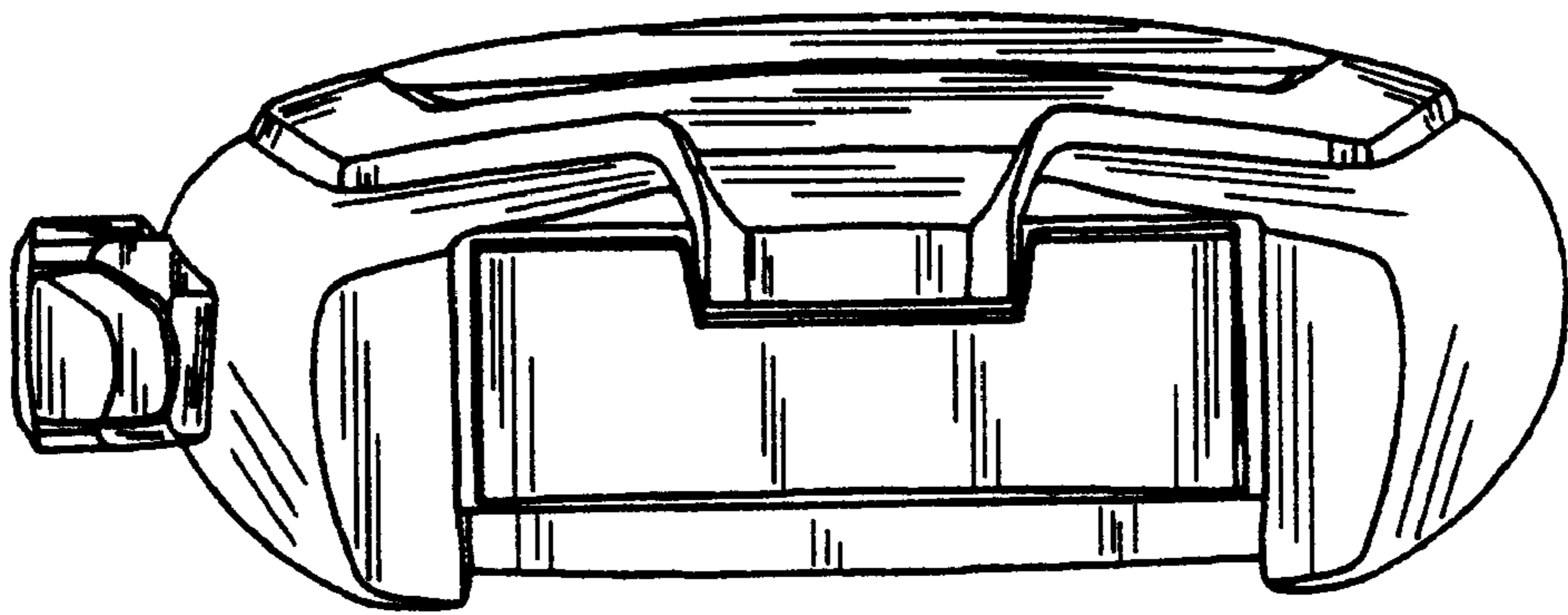


FIG. 6

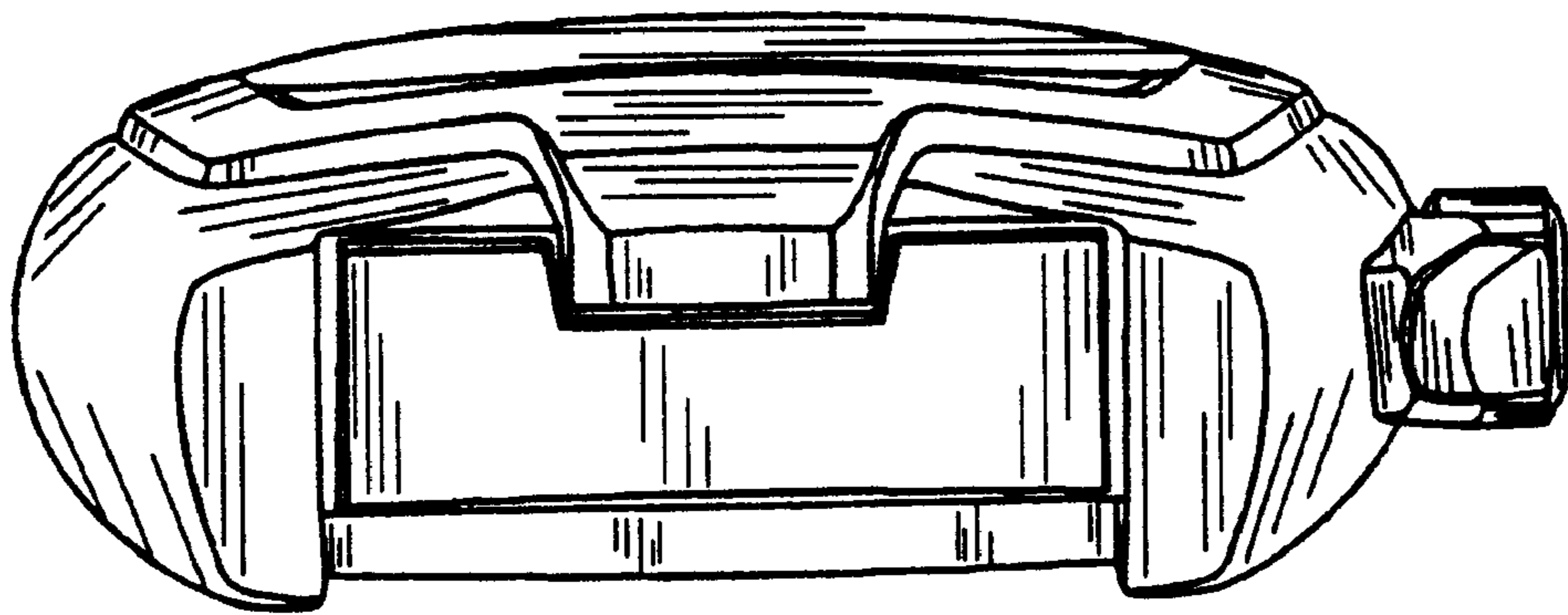


FIG. 7

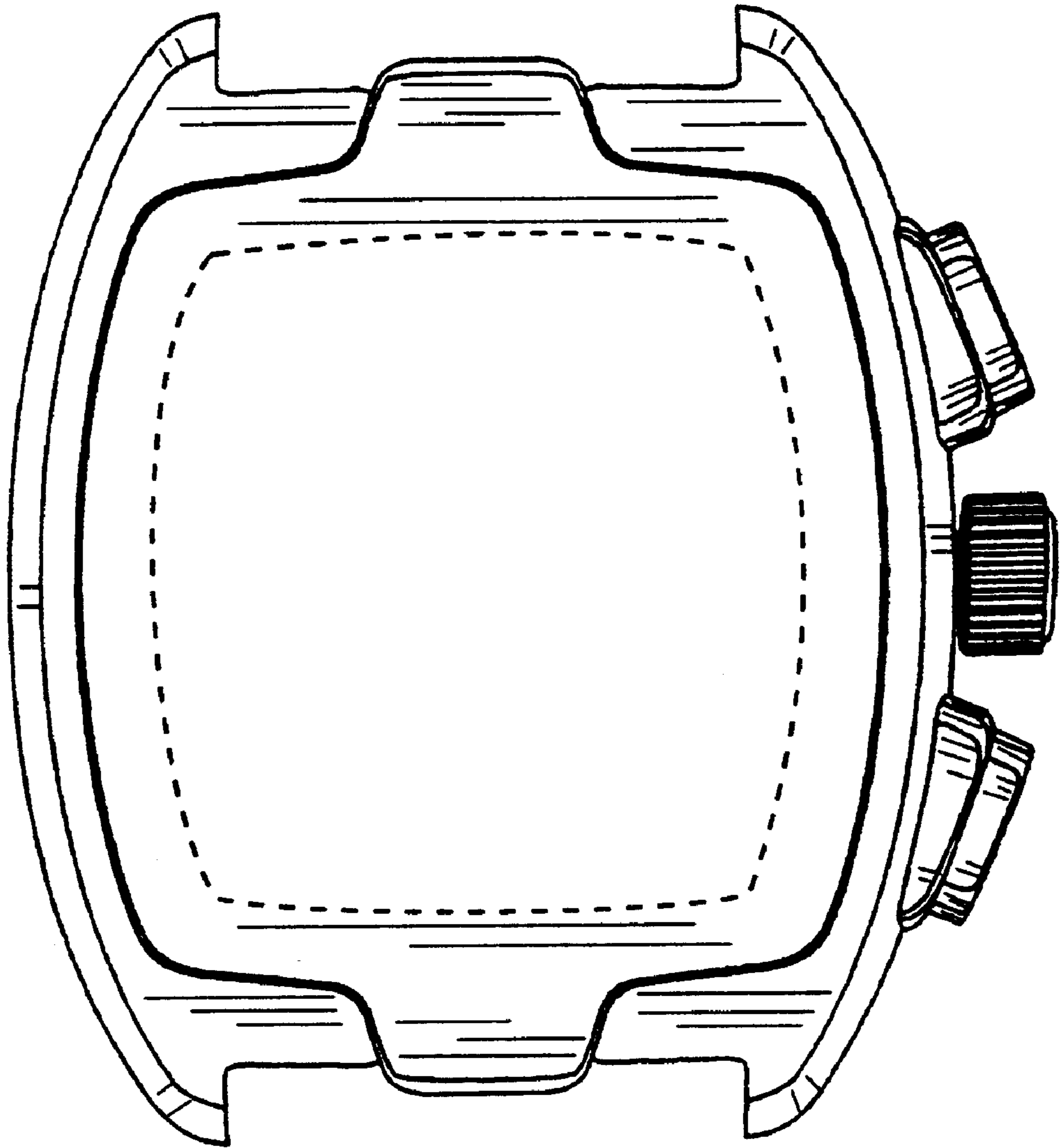


FIG.8