



US00D487214S

(12) **United States Design Patent**  
**Rutter et al.**

(10) **Patent No.:** **US D487,214 S**

(45) **Date of Patent:** **\*\* Mar. 2, 2004**

(54) **ERGONOMIC DISPOSABLE PLATE HANDLE**

(75) Inventors: **Bryce G. Rutter**, St. Louis, MO (US);  
**John Howard Loudenslager**, Phoenix, AZ (US); **Brian C. Bone**, St. Louis, MO (US); **Jan R. Stillerman**, Phoenix, AZ (US); **Warren Giles Wiedmeyer**, Trevor, WI (US); **John Stewart Gitschlag**, Chicago, IL (US)

D322,539 S 12/1991 Unger  
D322,737 S 12/1991 Unger  
D337,025 S 7/1993 Merwin et al.  
D337,485 S 7/1993 Merwin et al.  
D345,893 S 4/1994 Jaworski  
D346,934 S 5/1994 Littlejohn  
D360,112 S \* 7/1995 McEntee ..... D7/584  
D370,598 S 6/1996 Koch

(List continued on next page.)

(73) Assignee: **Solo Cup Company**, Highland Park, IL (US)

(\*\*) Term: **14 Years**

(21) Appl. No.: **29/182,706**

(22) Filed: **May 30, 2003**

(51) **LOC (7) Cl.** ..... **07-01**

(52) **U.S. Cl.** ..... **D7/393; D7/396.1; D7/545**

(58) **Field of Search** ..... **D7/543, 545, 548, D7/552.1, 554.2, 393, 396.1; 220/575, 574, 23.83, 485; 206/217, 542; 229/4.5**

(56) **References Cited**

**U.S. PATENT DOCUMENTS**

1,440,070 A	12/1922	Fry
D88,343 S	11/1932	Dowd
D166,934 S	6/1952	Slobodkin
2,700,284 A	1/1955	Lyon, Jr.
D184,875 S	4/1959	Johnson
D185,067 S	5/1959	Clark, Jr.
D244,245 S	5/1977	Jensen
D244,247 S	5/1977	Jensen
D248,076 S	6/1978	Christian
D265,707 S	8/1982	Pickard
D288,050 S	2/1987	Fox et al.
D296,640 S	7/1988	Miller
D303,196 S	9/1989	Unger
D310,930 S	10/1990	Unger
4,966,295 A	10/1990	Parrish
D312,750 S	12/1990	Unger
D313,922 S	1/1991	Scherer
D314,884 S	2/1991	Unger

**OTHER PUBLICATIONS**

Die Modernen, *Schoner Wohnen*, Jul., 1989, p. 94.  
Photos 1(a)—1(d) of plate; Hema B.V. Postbus 23220 1100 DS, Amsterdam, Netherlands; date unknown.  
Photos 2(a)—2(e) of bowl; Hema B.V. Postbus 23220 1100 DS, Amsterdam, Netherlands; date unknown.

*Primary Examiner*—M. N. Pandozzi  
(74) *Attorney, Agent, or Firm*—Wallenstein Wagner & Rockey, Ltd.

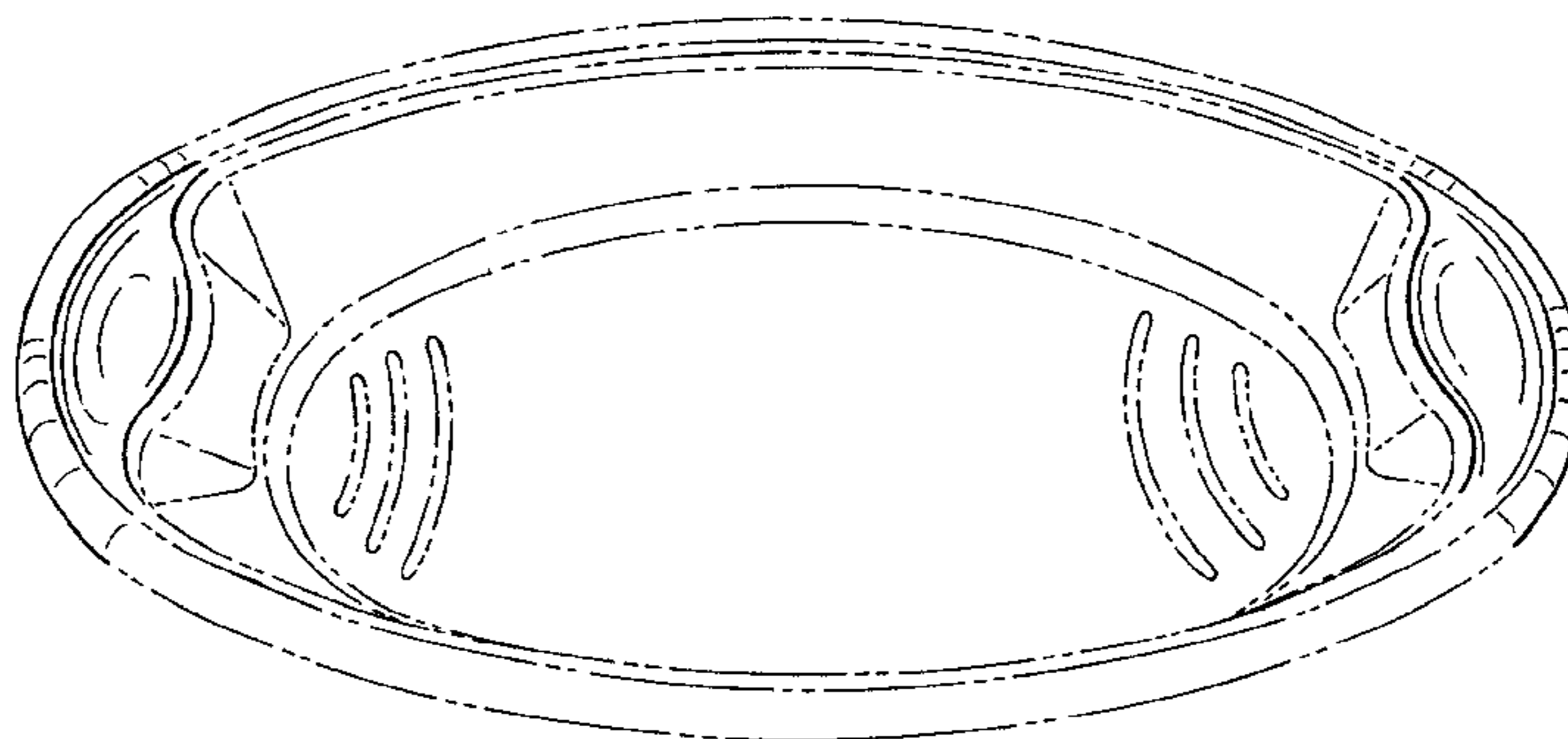
(57) **CLAIM**

We claim the ornamental Design for an ergonomic disposable plate handle, as shown and described.

**DESCRIPTION**

FIG. 1 is a perspective view of a first embodiment of an ergonomic disposable plate handle;  
FIG. 2 is a front elevation view of the plate of FIG. 1, with an opposite view being identical thereto;  
FIG. 3 is a side elevation view of the plate of FIG. 1, with an opposite view being identical thereto;  
FIG. 4 is a top plan view of the plate of FIG. 1;  
FIG. 5 is a bottom plan view of the plate of FIG. 1;  
FIG. 6 is a cross-sectional front view of the plate of FIG. 1, with an opposite view being identical thereto;  
FIG. 7 is a cross-sectional side view of the plate of FIG. 1, with an opposite view being identical thereto; and,  
FIG. 8 is a perspective view of a second embodiment of the plate of FIG. 1.  
Broken lines in the Figures form no part of the claimed design.

**1 Claim, 4 Drawing Sheets**



# US D487,214 S

Page 2

## U.S. PATENT DOCUMENTS

D373,053 S	8/1996	Allegre	D434,605 S	12/2000	Littlejohn et al.
D373,509 S	9/1996	Bormioli	D438,063 S	2/2001	Indekeu
D376,295 S	12/1996	Ahern, Jr. et al.	D445,303 S	7/2001	Littlejohn et al.
5,607,077 A	3/1997	Torkelson	D445,304 S	7/2001	Littlejohn et al.
5,662,240 A	9/1997	Norris	D450,221 S	11/2001	Littlejohn et al.
D386,048 S	11/1997	Bebawey	D452,118 S	12/2001	Benson
5,695,052 A	12/1997	Damato	D452,417 S	* 12/2001	Whitmore et al. .... D7/543
5,758,773 A	6/1998	Clements	6,401,955 B1	6/2002	Yang
D405,561 S	2/1999	Willinger et al.	6,401,962 B1	6/2002	Littlejohn et al.
D408,686 S	* 4/1999	Lillelund et al. .... D7/554.2	D466,762 S	* 12/2002	Cote et al. .... D7/545
D417,584 S	12/1999	Lillelund et al.	D475,579 S	* 6/2003	Jorgensen .... D7/545
D420,856 S	2/2000	Yeo et al.	D477,186 S	* 7/2003	de Groote et al. .... D7/543
D424,881 S	5/2000	Sundberg	D477,187 S	* 7/2003	McCallister et al. .... D7/545
D432,360 S	10/2000	Greene	D478,475 S	* 8/2003	Backes et al. .... D7/545
D433,878 S	* 11/2000	Joergensen .... D7/552.1	D480,604 S	* 10/2003	Lillelund et al. .... D7/543

\* cited by examiner

FIG. 1

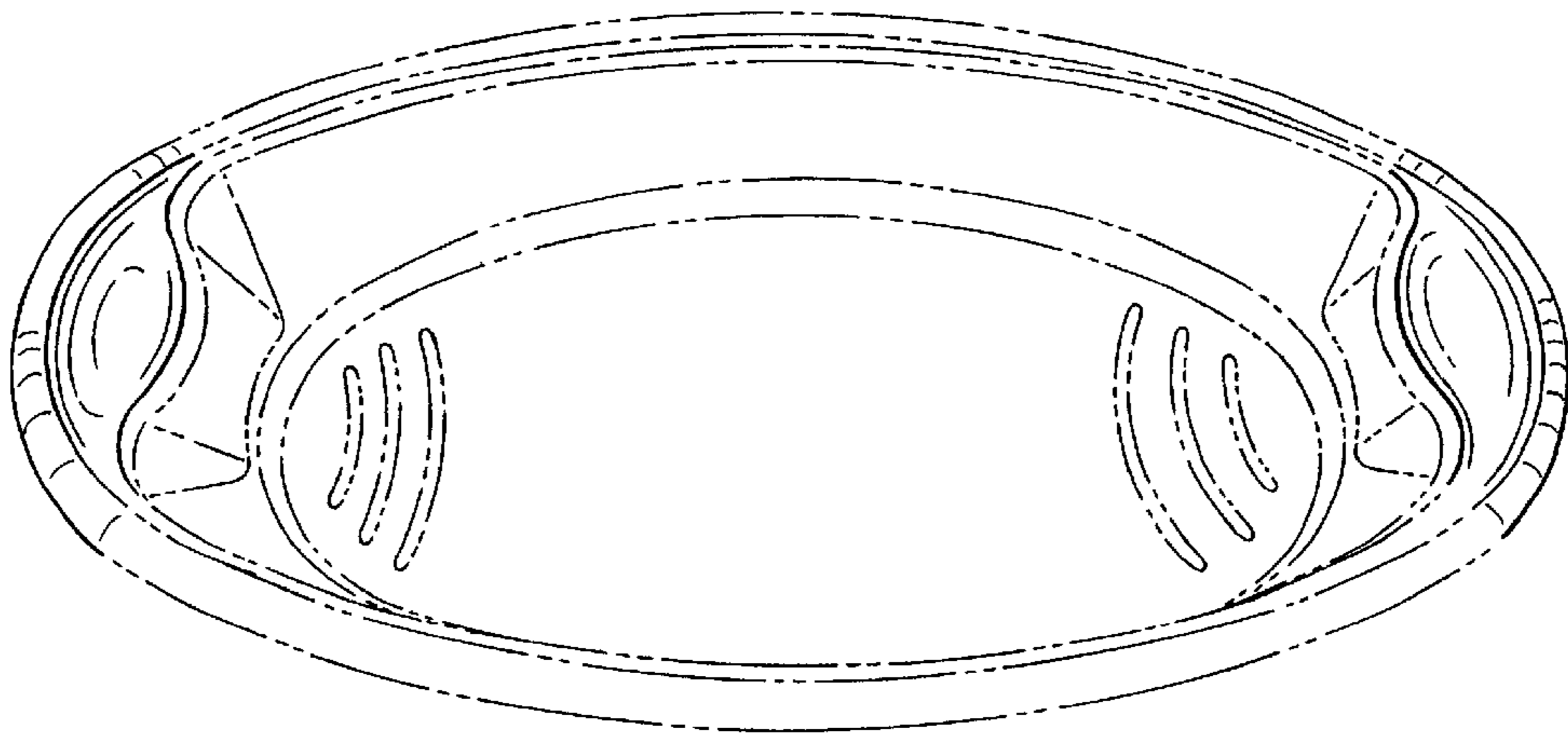


FIG. 2




FIG. 3




FIG. 4

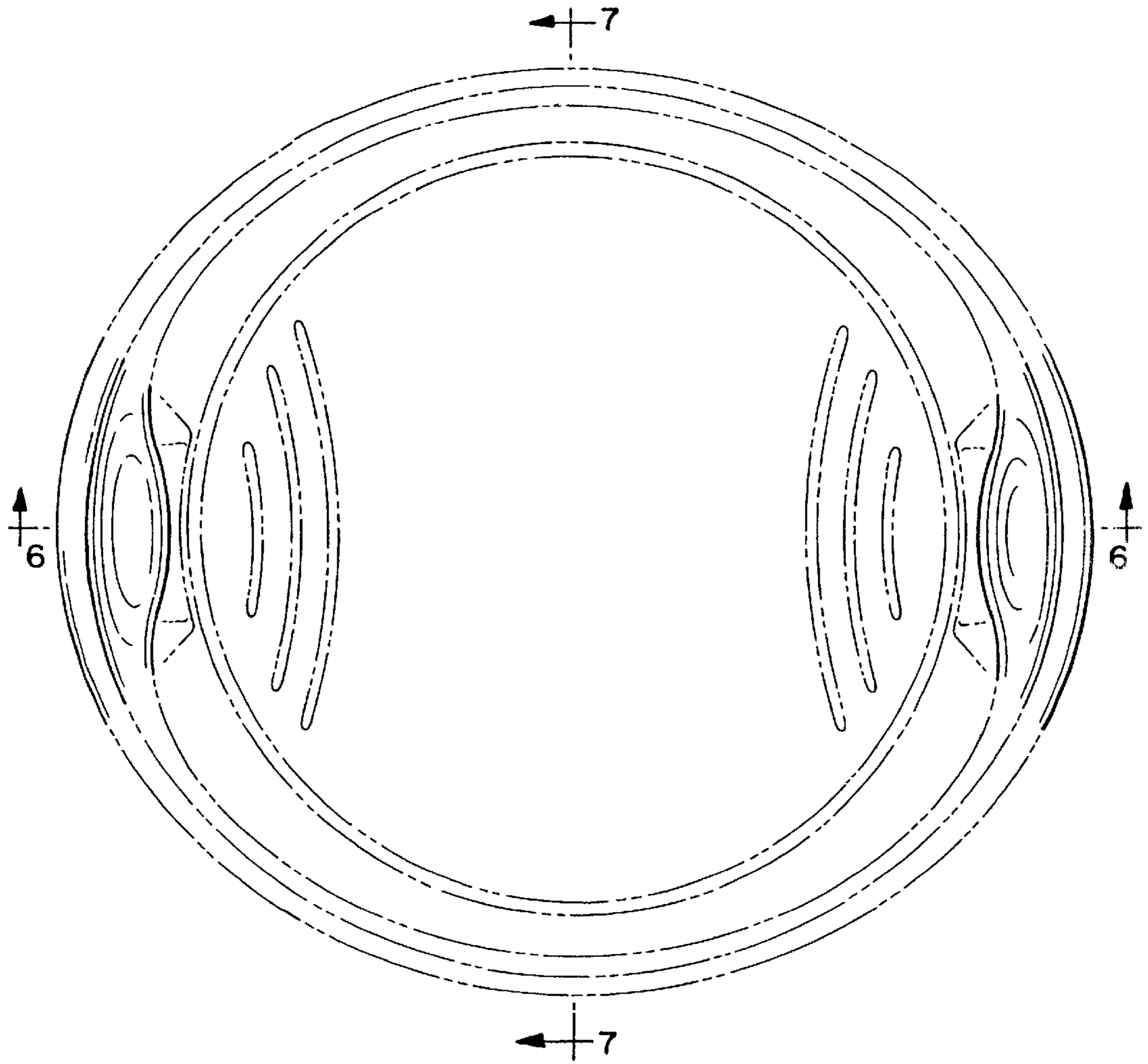


FIG. 5

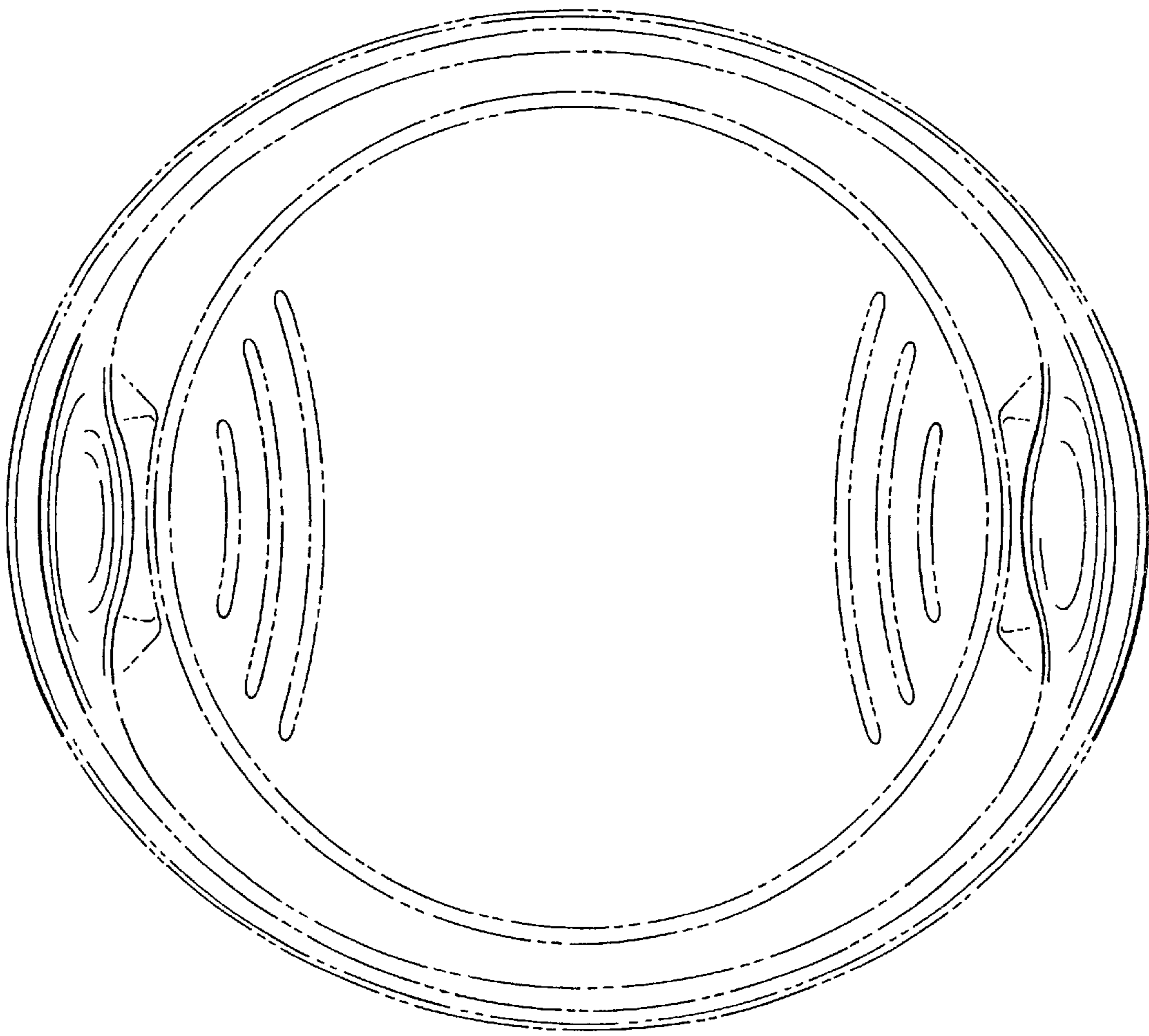


FIG. 6




FIG. 7




FIG. 8

