



US00D487211S

(12) **United States Design Patent**
Henry et al.

(10) **Patent No.:** **US D487,211 S**
(45) **Date of Patent:** **** Mar. 2, 2004**

(54) **CAKE PAN**

(75) Inventors: **Lou Henry**, New York, NY (US);
Lyndon Treacy, Brooklyn, NY (US);
Karen J. Swinford, Schaumburg, IL (US)

(73) Assignee: **Wilton Industries, Inc.**, Woodridge, IL (US)

(**) Term: **14 Years**

(21) Appl. No.: **29/178,853**

(22) Filed: **Apr. 1, 2003**

(51) **LOC (7) Cl.** **07-02**

(52) **U.S. Cl.** **D7/357**

(58) **Field of Search** D7/354-361, 672;
99/429, 428, 440, 442; 220/DIG. 13, 507,
DIG. 12, 99

(56) **References Cited**

U.S. PATENT DOCUMENTS

- D375,440 S * 11/1996 Yoder et al. D8/73
- D389,695 S * 1/1998 Nabina D7/354
- D461,677 S * 8/2002 Bradley D7/357
- D478,466 S * 8/2003 Henry et al. D7/359

OTHER PUBLICATIONS

Heart Baking Pan illustrated on p. 5 of Williams-Sonoma Catalog for Cooks, Winter 2003.

* cited by examiner

Primary Examiner—Lisa Lichtenstein

(74) *Attorney, Agent, or Firm*—Piper Rudnick LLP

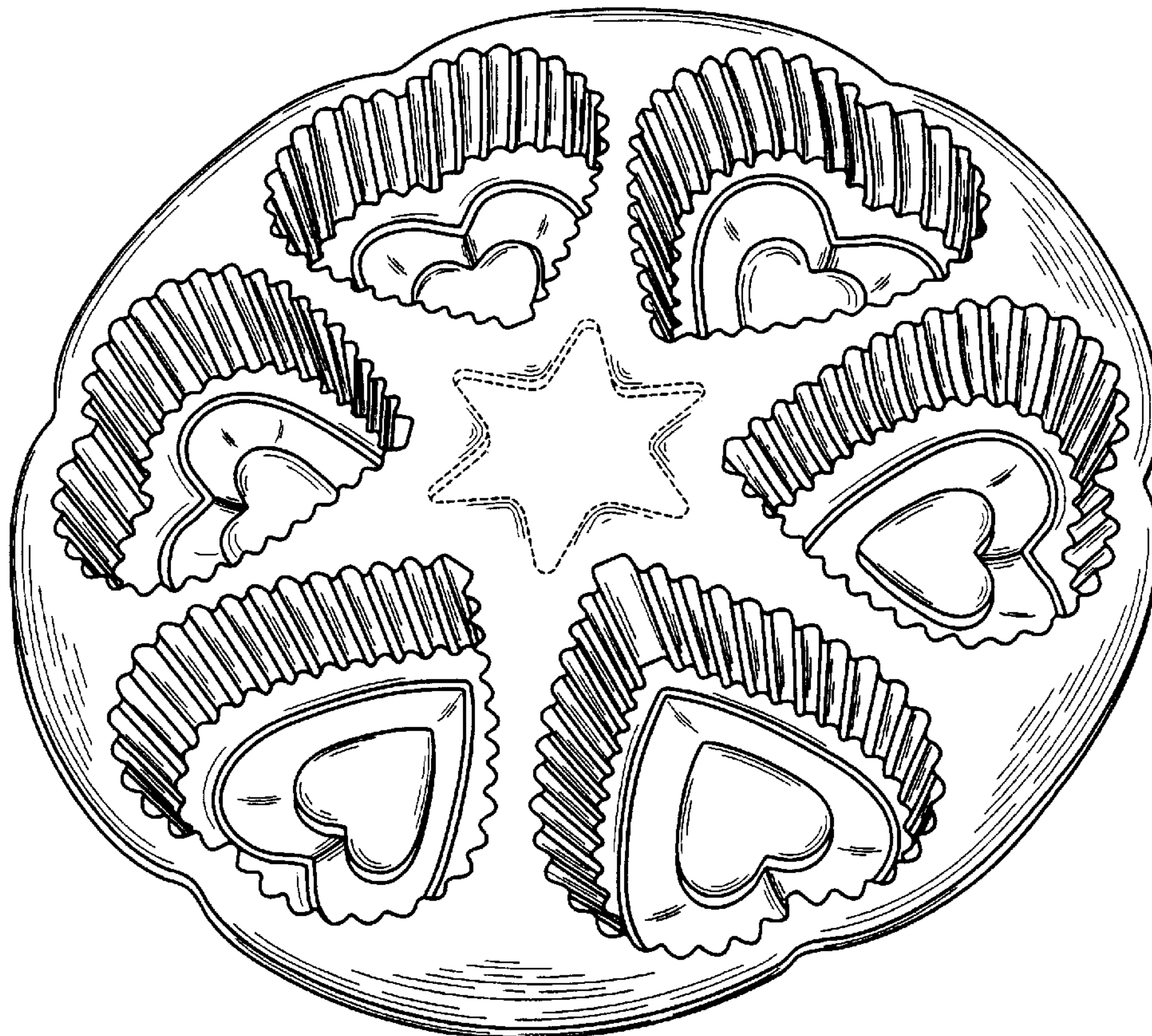
(57) **CLAIM**

The ornamental design for a cake pan, as shown and described.

DESCRIPTION

FIG. 1 is a top perspective view of the cake pan;
 FIG. 2 is a top plan view of the cake pan;
 FIG. 3 is a bottom plan view of the cake pan;
 FIG. 4 is a front elevational view of the cake pan, the opposite of which is an identical mirror image; and,
 FIG. 5 is a side elevational view of the cake pan, the opposite of which is an identical mirror image.
 The broken line showing of environmental structure in FIGS. 1-3 is for illustrative purposes only and forms no part of the claimed design.

1 Claim, 4 Drawing Sheets



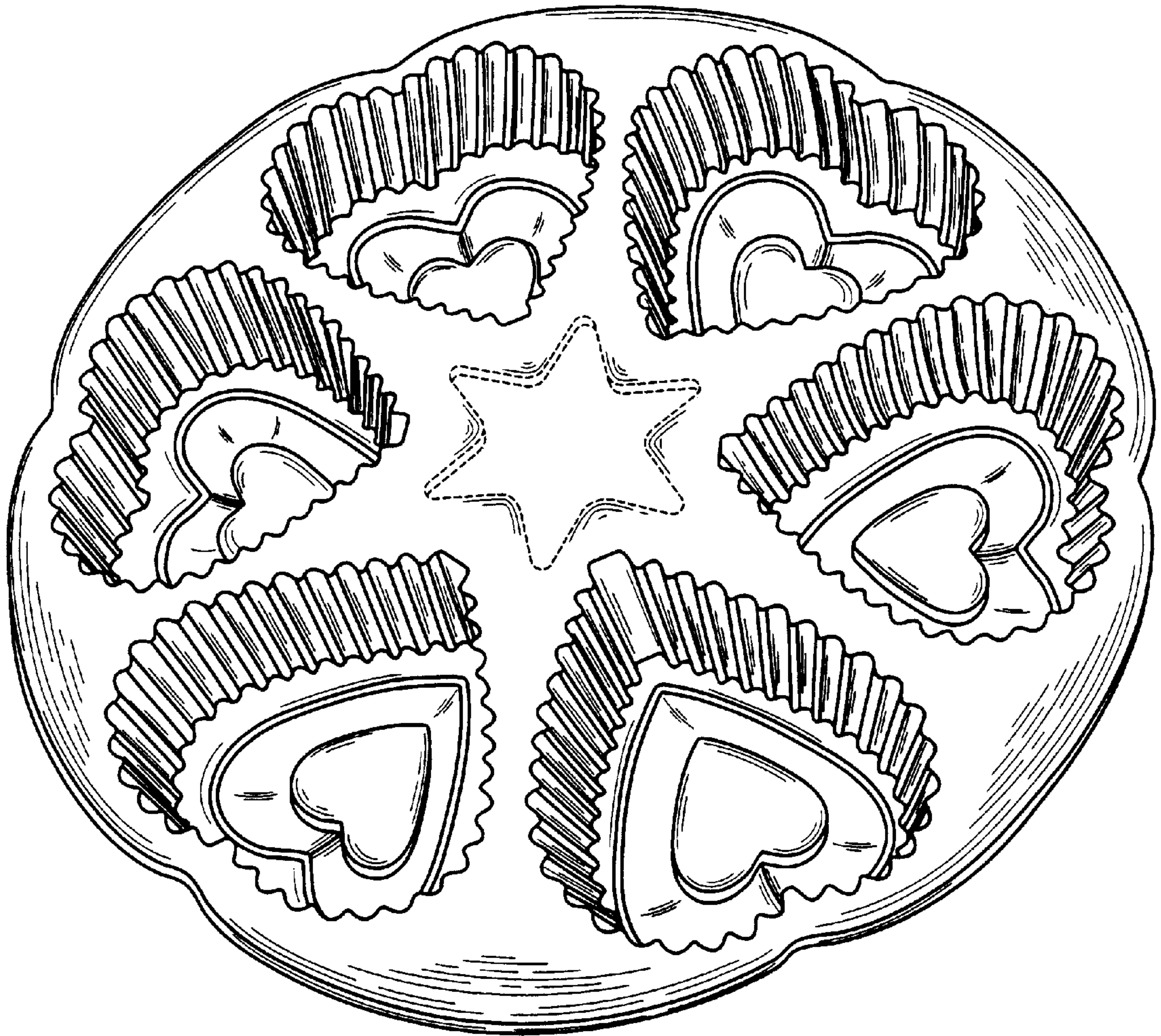


FIG. 1




FIG. 2



FIG. 3

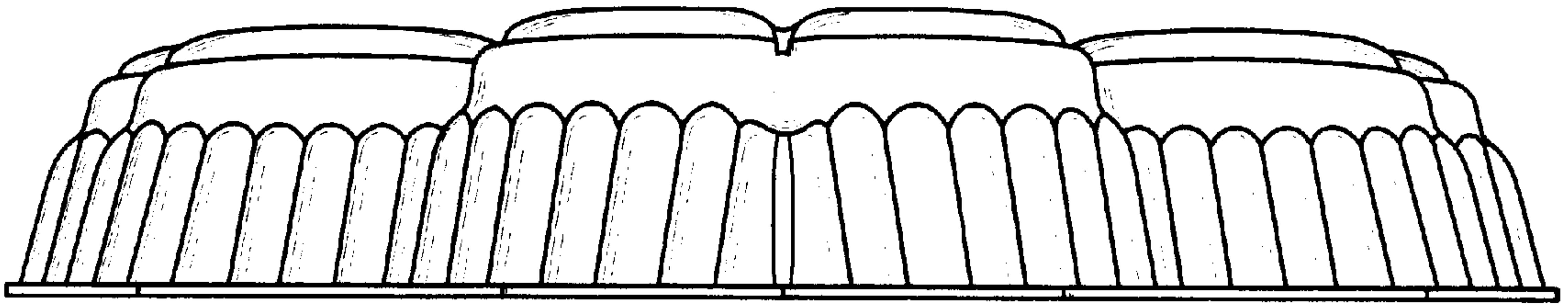


FIG. 4

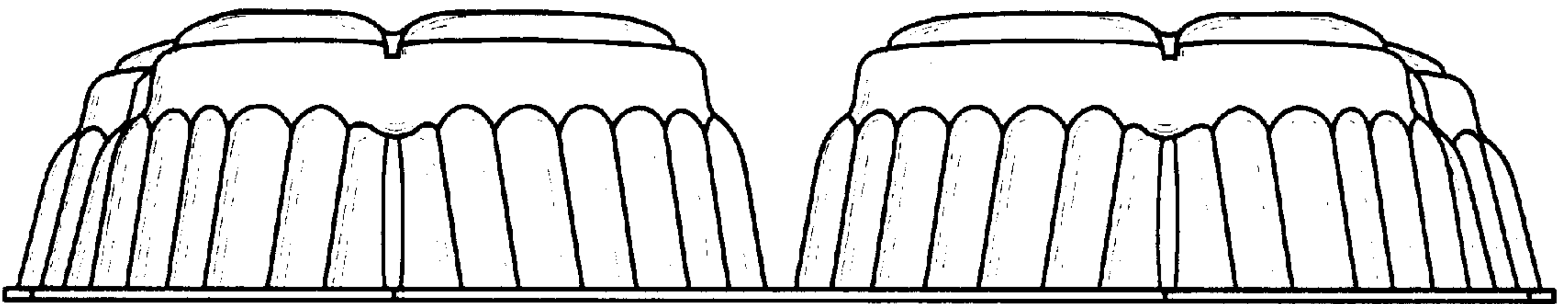


FIG. 5