



US00D487201S

(12) **United States Design Patent**  
**Schmitt**

(10) **Patent No.:** **US D487,201 S**

(45) **Date of Patent:** **\*\* Mar. 2, 2004**

(54) **DRESSER WITH MIRROR**  
(75) Inventor: **Jack Schmitt**, San Juan Capistrano, CA (US)  
(73) Assignee: **Amini Innovation Corp**, Santa Fe Springs, CA (US)  
(\*\*) Term: **14 Years**

D387,568 S 12/1997 Walters, III et al.  
D406,202 S 3/1999 Zaidman  
D411,050 S 6/1999 Keller et al.  
D412,413 S 8/1999 Keller et al.  
D454,729 S \* 3/2002 Vaaler ..... D6/470  
D459,111 S 6/2002 Tobin, Jr.  
D470,686 S 2/2003 O'Hare  
D472,733 S 4/2003 McDaniel et al.  
D475,868 S 6/2003 Vaaler  
D477,725 S 7/2003 McDaniel et al.  
D480,236 S \* 10/2003 Schmitt ..... D6/470

(21) Appl. No.: **29/184,044**  
(22) Filed: **Sep. 29, 2003**

(51) **LOC (7) Cl.** ..... **06-04**  
(52) **U.S. Cl.** ..... **D6/444; D6/446; D6/470**  
(58) **Field of Search** ..... **D6/432-448, 470; 312/237, 278, 279, 204, 205, 224**

**OTHER PUBLICATIONS**

Furniture Today, Marge Carson Wall Unit, p. 186 Oct. 11, 1999.\*  
Furniture Today, Pulaski Armoire, p. 33 Apr. 15, 2002.\*

\* cited by examiner

*Primary Examiner*—Cathron C. Brooks  
(74) *Attorney, Agent, or Firm*—Charles H. Thomas

(56) **References Cited**

**U.S. PATENT DOCUMENTS**

107,479 A 9/1870 Gilman  
2,009,225 A 7/1935 Farrar  
D241,210 S 8/1976 Elsen  
D241,211 S 8/1976 Elsen  
D258,331 S 2/1981 Brown  
D265,155 S 6/1982 Bravo  
D272,698 S 2/1984 Aulbert et al.  
D321,438 S 11/1991 Pauer et al.  
D343,744 S 2/1994 Keller  
D346,915 S 5/1994 Roser, Jr.  
D350,656 S 9/1994 Ferguson  
D371,257 S 7/1996 Paus  
D374,783 S 10/1996 Keller et al.  
D383,330 S 9/1997 Lowery

(57) **CLAIM**

The ornamental design for the article dresser with mirror, as shown and described.

**DESCRIPTION**

FIG. 1 is a left front perspective view of a dresser with mirror showing my new design;  
FIG. 2 is a front perspective view thereof;  
FIG. 3 is a top perspective view thereof; and,  
FIG. 4 is a left side perspective view thereof, the opposite right side being a mirror image thereof.

**1 Claim, 4 Drawing Sheets**






FIG. 1



FIG. 2




FIG. 3




FIG. 4