



US00D487199S

(12) **United States Design Patent**  
**Schmitt**

(10) **Patent No.:** **US D487,199 S**

(45) **Date of Patent:** **\*\* Mar. 2, 2004**

(54) **PANEL BED**

(75) **Inventor:** **Jack Schmitt**, San Juan Capistrano, CA (US)

(73) **Assignee:** **Amini Innovation Corp**, Santa Fe Springs, CA (US)

(\*\*) **Term:** **14 Years**

(21) **Appl. No.:** **29/184,045**

(22) **Filed:** **Sep. 29, 2003**

(51) **LOC (7) Cl.** ..... **06-01**

(52) **U.S. Cl.** ..... **D6/393**

(58) **Field of Search** ..... D6/382, 389-395, D6/505-508; 5/53.1, 279.1, 280, 281, 907

(56) **References Cited**

**U.S. PATENT DOCUMENTS**

182,544 A	9/1876	Arnaud	
1,087,573 A	2/1914	Dautrich	
D90,256 S	* 7/1933	McClure	D6/393
4,080,674 A	3/1978	Fredman et al.	
D389,663 S	1/1998	Paus	
D404,217 S	* 1/1999	Zaidman et al.	D6/393
D445,592 S	7/2001	O'Hare et al.	
D455,284 S	4/2002	Vaaler	
D459,120 S	6/2002	Stanton	
D463,157 S	* 9/2002	Lenger	D6/393
D468,552 S	1/2003	O'Hare	

D470,331 S	2/2003	Stanton
D470,681 S	2/2003	O'Hare
D474,917 S	5/2003	Risdon
D475,218 S	6/2003	Schmitt
D475,862 S	6/2003	McDaniel et al.

\* cited by examiner

*Primary Examiner*—Janice E. Seeger

(74) *Attorney, Agent, or Firm*—Charles H. Thomas

(57) **CLAIM**

The ornamental design for the article panel bed, as shown and described.

**DESCRIPTION**

FIG. 1 is a right front perspective view of a panel bed showing my new design;  
 FIG. 2 is a front perspective view thereof;  
 FIG. 3 is a left rear perspective view thereof;  
 FIG. 4 is a left side perspective view of the headboard thereof, shown in isolation, the opposite right side being a mirror image thereof;  
 FIG. 5 is a left side perspective view of the footboard thereof, shown in isolation, the opposite right side being a mirror image thereof;  
 FIG. 6 is a left rear perspective view showing the footboard and adjoining portions of the side rails thereof in isolation; and,  
 FIG. 7 is a top perspective view of the headboard thereof.

**1 Claim, 7 Drawing Sheets**





FIG. 1



FIG. 2




FIG. 3




FIG. 4




FIG. 5




FIG. 6




FIG. 7