



US00D487195S

(12) **United States Design Patent**
Winkler

(10) **Patent No.:** **US D487,195 S**

(45) **Date of Patent:** **** Mar. 2, 2004**

(54) **TOOTHBRUSH BODY**

(75) **Inventor:** **Till Winkler, Kronberg (DE)**

(73) **Assignee:** **The Gillette Company, Boston, MA (US)**

(**) **Term:** **14 Years**

(21) **Appl. No.:** **29/163,001**

(22) **Filed:** **Jun. 24, 2002**

(30) **Foreign Application Priority Data**

Dec. 28, 2001 (DE) 4 01 11 216

(51) **LOC (7) Cl.** **04-02**

(52) **U.S. Cl.** **D4/104**

(58) **Field of Search** D4/101, 104-112,
D4/132, 134, 138; 15/143.1, 159.1, 167.1,
167.2, 186, 187; 132/308, 311; 16/430,
431

(56) **References Cited**

U.S. PATENT DOCUMENTS

- D364,275 S * 11/1995 Lewkowicz D4/105 X
- D393,450 S * 4/1998 Heinzelman et al. D4/104
- D419,773 S 2/2000 Beals et al.

- D421,339 S * 3/2000 Jeannet et al. D4/104
- D453,270 S 2/2002 Choong
- D458,453 S 6/2002 Baertschi
- 2002/0124333 A1 * 9/2002 Hafziger et al.

FOREIGN PATENT DOCUMENTS

- DE 40004857.4 8/2000
- DE 40109544.4 2/2002

* cited by examiner

Primary Examiner—Pamela Burgess

Assistant Examiner—Lavone D. Tabor

(74) *Attorney, Agent, or Firm*—Fish & Richardson PC

(57) **CLAIM**

The ornamental design for a toothbrush body, as shown and described.

DESCRIPTION

FIG. 1 is a perspective view of a toothbrush body from above, showing my design;
 FIG. 2 is a top plan view of the appliance thereof;
 FIG. 3 is a side view of the appliance thereof;
 FIG. 4 is a bottom plan view of the appliance thereof;
 FIG. 5 is a front view of the appliance thereof; and,
 FIG. 6 is a rear view of the appliance thereof.

1 Claim, 1 Drawing Sheet

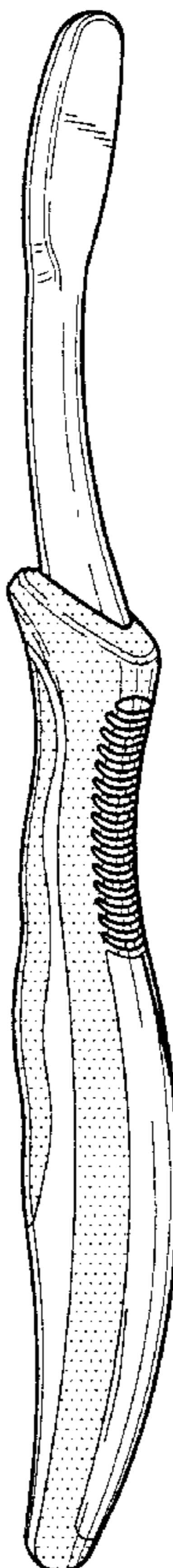


Fig. 1

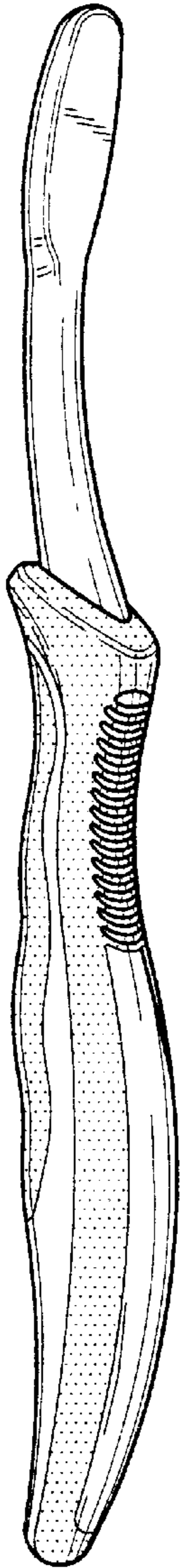


Fig. 2

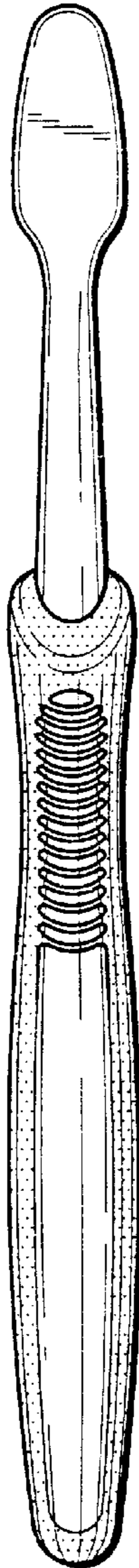


Fig. 3

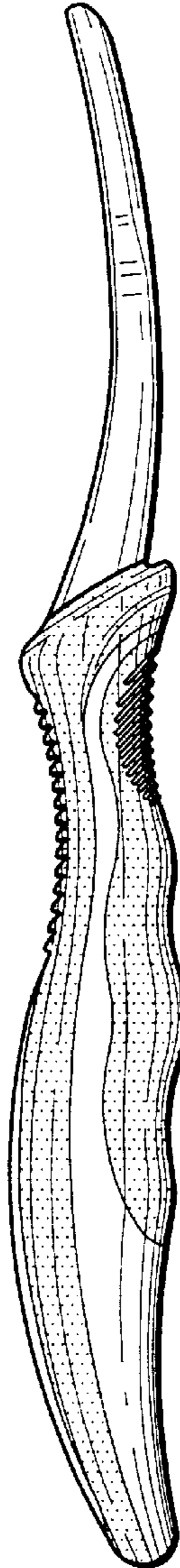


Fig. 4

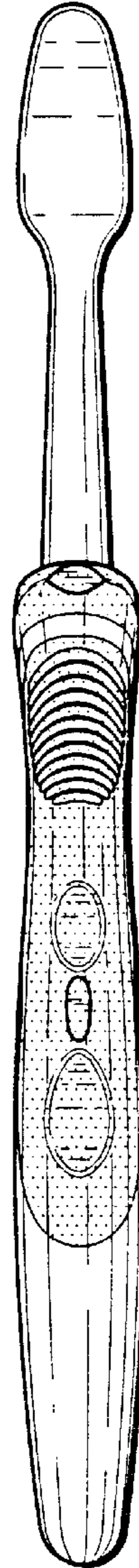


Fig. 5



Fig. 6

