



US00D487188S

(12) **United States Design Patent**
Fonfeder

(10) **Patent No.:** **US D487,188 S**

(45) **Date of Patent:** **** Mar. 2, 2004**

(54) **CASE FOR DRAWING IMPLEMENTS**

(75) Inventor: **Danny Fonfeder**, Montreal (CA)

(73) Assignee: **Buffalo Eastcantra, Inc.**, Quebec (CA)

(**) Term: **14 Years**

(21) Appl. No.: **29/170,092**

(22) Filed: **Oct. 30, 2002**

(51) **LOC (7) Cl.** **03-01**

(52) **U.S. Cl.** **D3/206**

(58) **Field of Search** D3/201, 205, 206,
D3/234, 238, 240, 242, 265, 273, 276,
282, 283, 318, 321, 322, 901; D19/35,
36, 75, 77, 78, 79, 84, 85, 91; D9/420,
428, 429; 206/5, 6, 45.2, 45.28, 214, 223,
520, 349, 371, 379

(56) **References Cited**

U.S. PATENT DOCUMENTS

5,186,320	A	*	2/1993	Aida	206/214	X
D397,551	S	*	9/1998	Shefler	D3/265	
5,921,383	A	*	7/1999	Shefler et al.	206/5	
D440,397	S	*	4/2001	Bardet	D3/201	
D455,037	S	*	4/2002	Baba	D3/201	X
6,381,852	B1	*	5/2002	Wallays et al.	206/223	X

* cited by examiner

Primary Examiner—Louis S. Zarfaz

Assistant Examiner—Monica A. Weingart

(74) *Attorney, Agent, or Firm*—Haynes and Boone, LLP

(57) **CLAIM**

I claim the ornamental design for the case for drawing implements, as shown and described.

DESCRIPTION

FIG. 1 is a perspective view of a case for drawing implements of the present design;

FIG. 2 is a bottom plan view of the case for drawing implements of FIG. 1;

FIG. 3 is a rear elevational view of the case for drawing implements of FIG. 1;

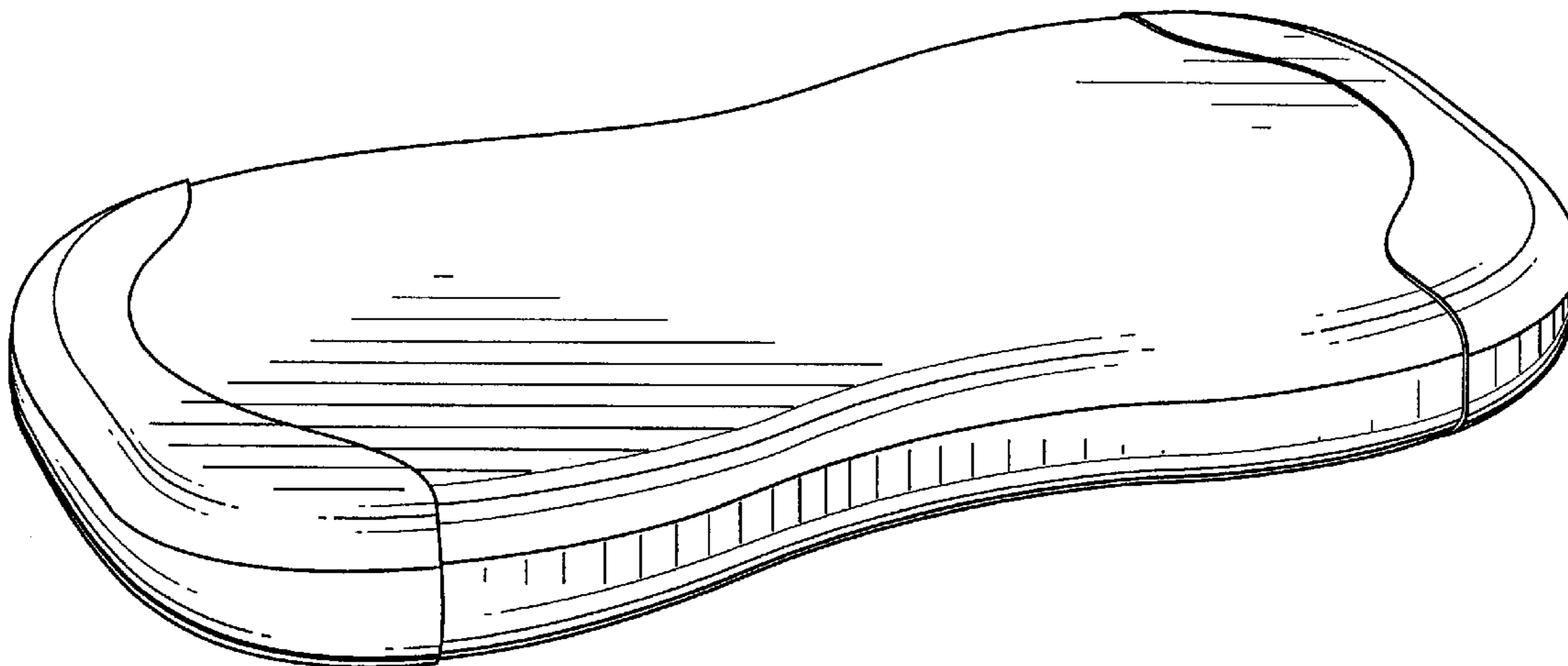
FIG. 4 is a left side elevational view of the case for drawing implements of FIG. 1;

FIG. 5 is a top plan view of the case for drawing implements of FIG. 1;

FIG. 6 is a right side elevational view of the case for drawing implements of FIG. 1; and,

FIG. 7 is a front elevational view of the case for drawing implements of FIG. 1.

1 Claim, 2 Drawing Sheets



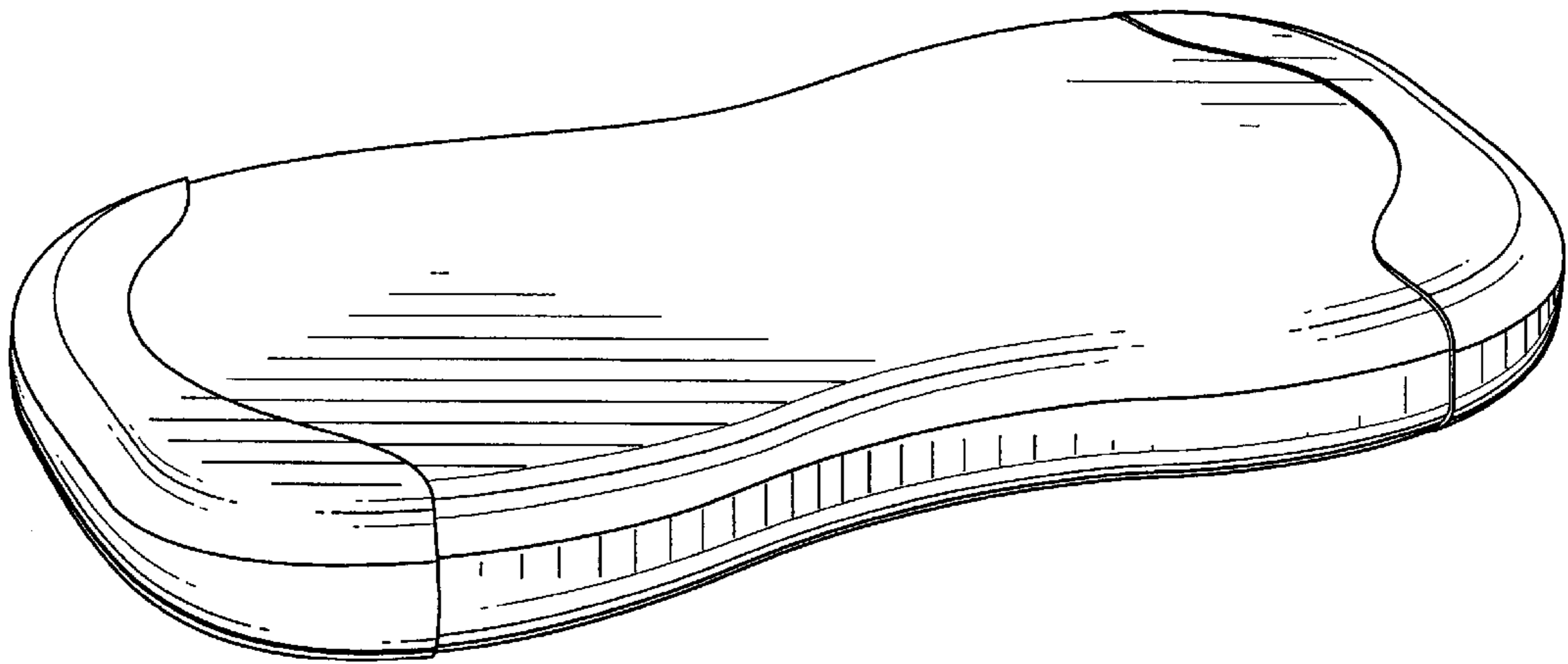


Fig-1

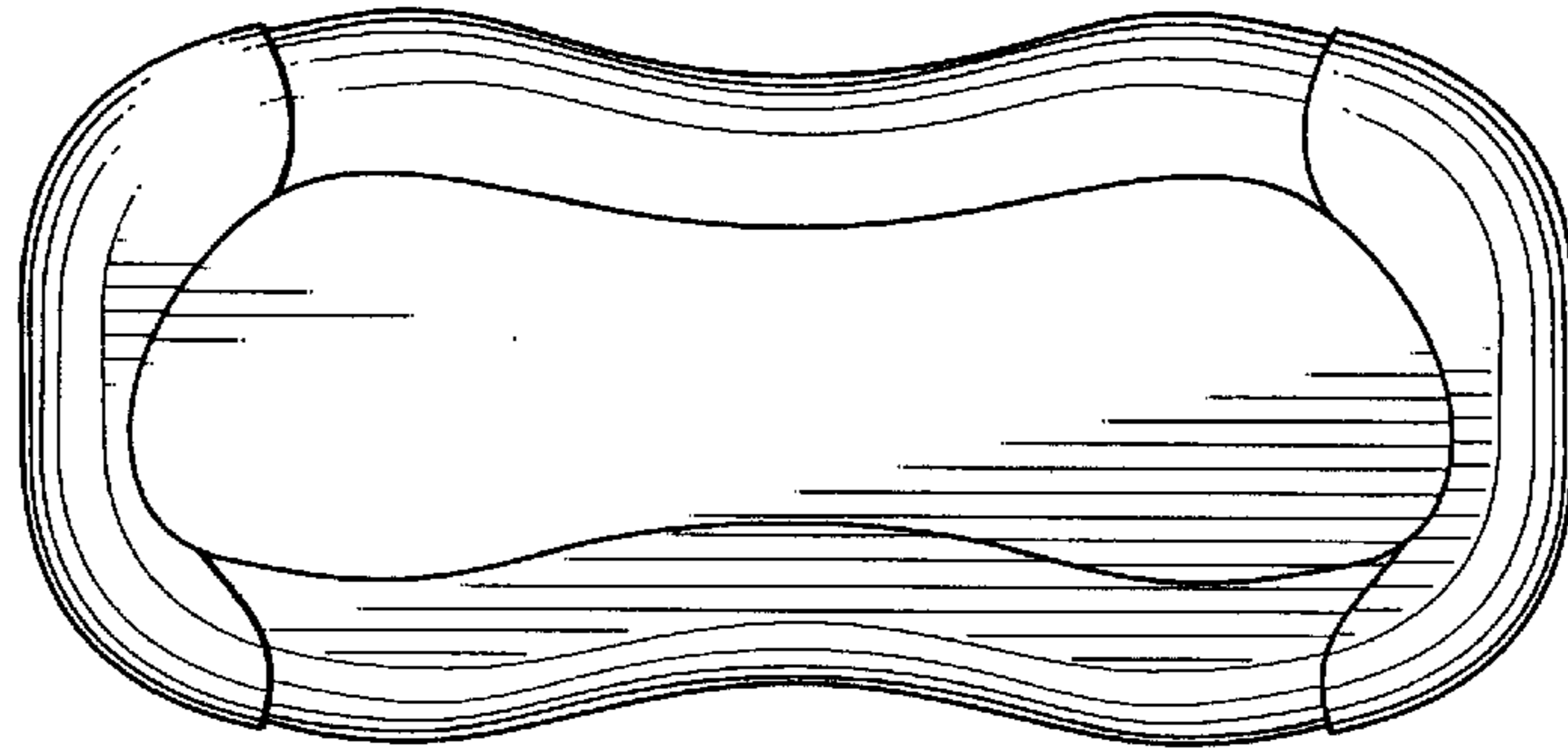


Fig-2

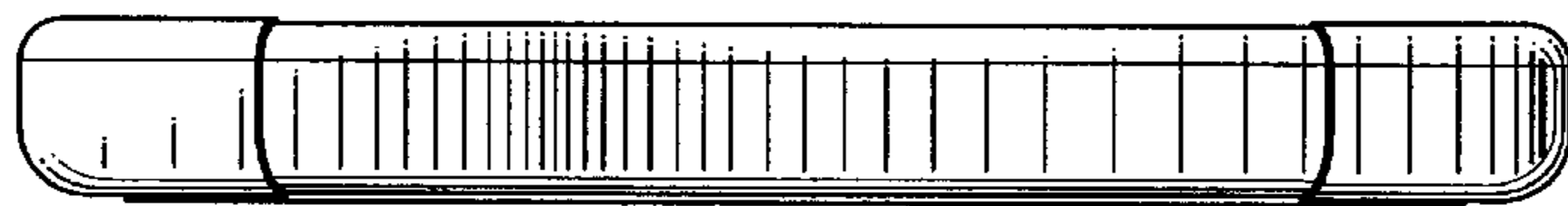


Fig-3




Fig-4

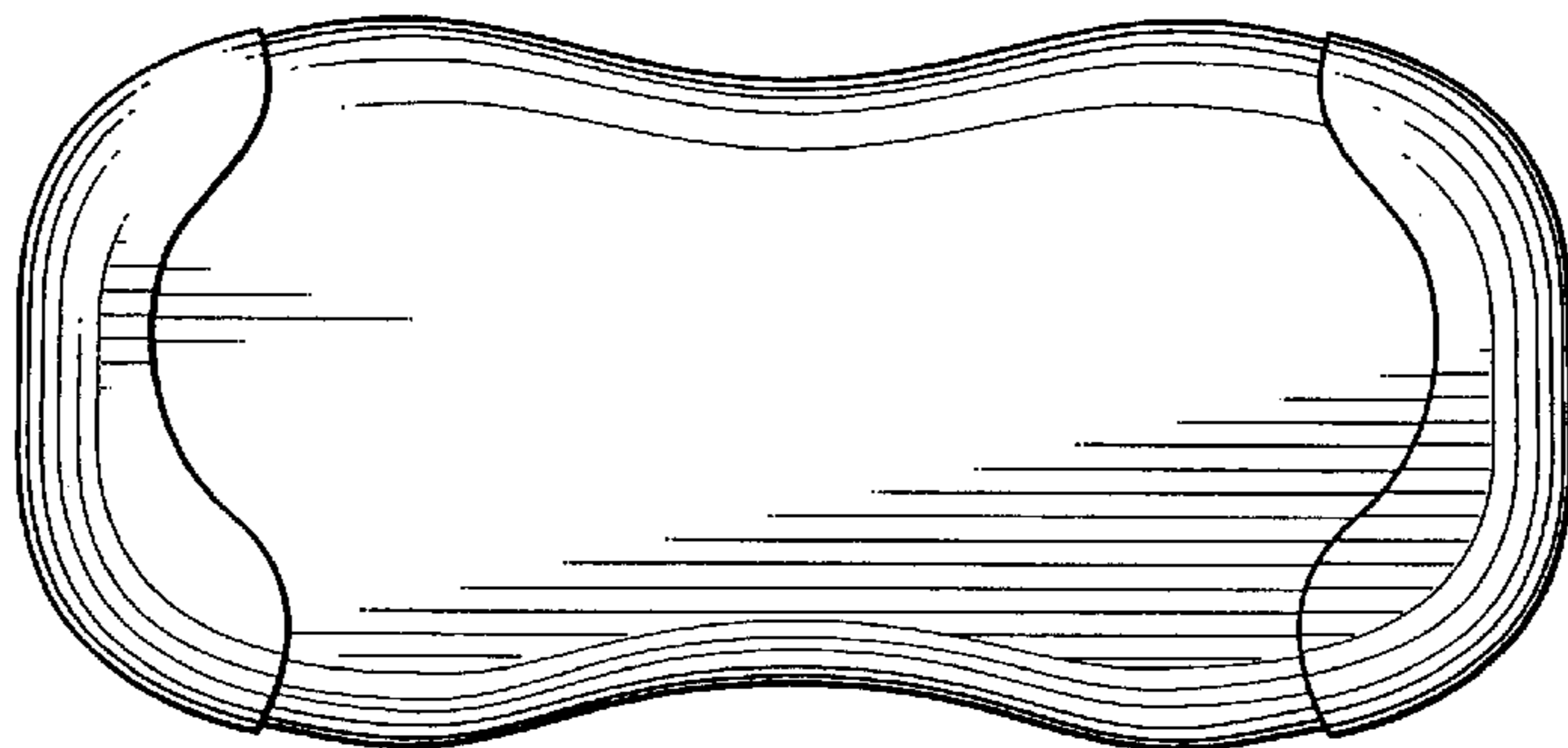


Fig-5




Fig-6

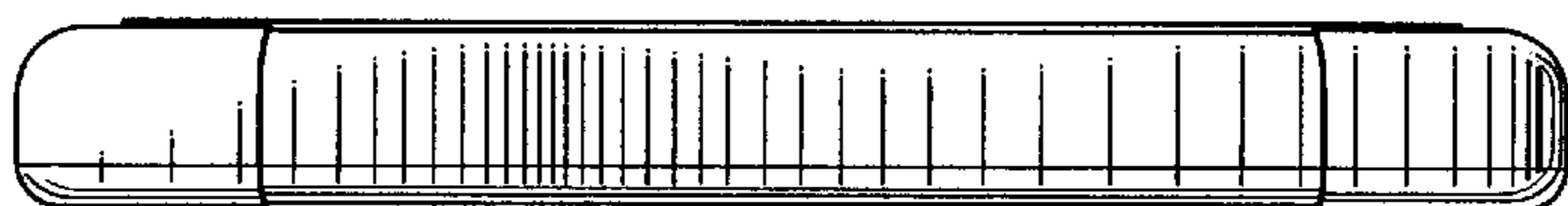


Fig-7