



US00D487186S

(12) **United States Design Patent**  
**Maatita**

(10) **Patent No.:** **US D487,186 S**

(45) **Date of Patent:** **\*\* Mar. 2, 2004**

(54) **REAR ELEMENT OF A SHOE UPPER**

D412,780 S \* 8/1999 Hatfield et al. .... D2/972  
D441,181 S \* 5/2001 Morgan ..... D2/972

(75) Inventor: **Ronald P. Maatita**, Los Angeles, CA  
(US)

\* cited by examiner

(73) Assignee: **ACI International**, Los Angeles, CA  
(US)

*Primary Examiner*—Dominic Simone  
(74) *Attorney, Agent, or Firm*—Greenberg Traurig LLP;  
Christopher Darrow

(\*\*) Term: **14 Years**

(57) **CLAIM**

(21) Appl. No.: **29/176,593**

The ornamental design for rear element of a shoe upper, as shown and described.

(22) Filed: **Feb. 24, 2003**

**DESCRIPTION**

(51) **LOC (7) Cl.** ..... **02-99**

(52) **U.S. Cl.** ..... **D2/972**

(58) **Field of Search** ..... D2/896, 902, 907,  
D2/943, 944, 969, 972-974; 36/45, 50.1,  
77 M, 77 R, 83, 88, 113, 114, 126-130

FIG. 1 is a perspective view of an rear element of a shoe upper showing the new design;  
FIG. 2 is a side elevational view thereof; and,  
FIG. 3 is a rear elevational view thereof.  
The uneven broken lines in all figures showing the remainder of the shoe are for illustrative purposes only and form no part of the claimed design.

(56) **References Cited**

**U.S. PATENT DOCUMENTS**

D365,923 S \* 1/1996 Crowley ..... D2/974

**1 Claim, 3 Drawing Sheets**

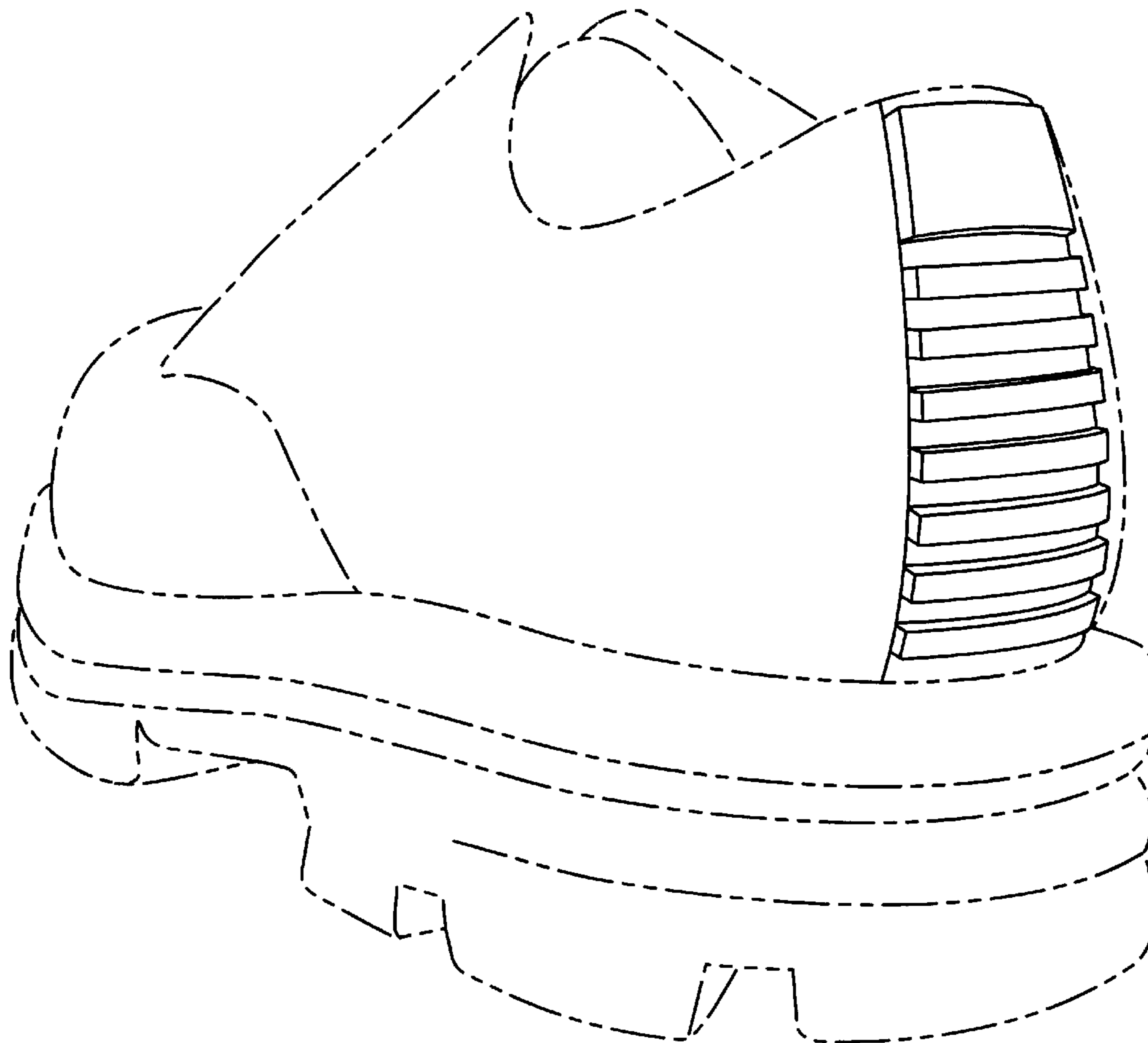
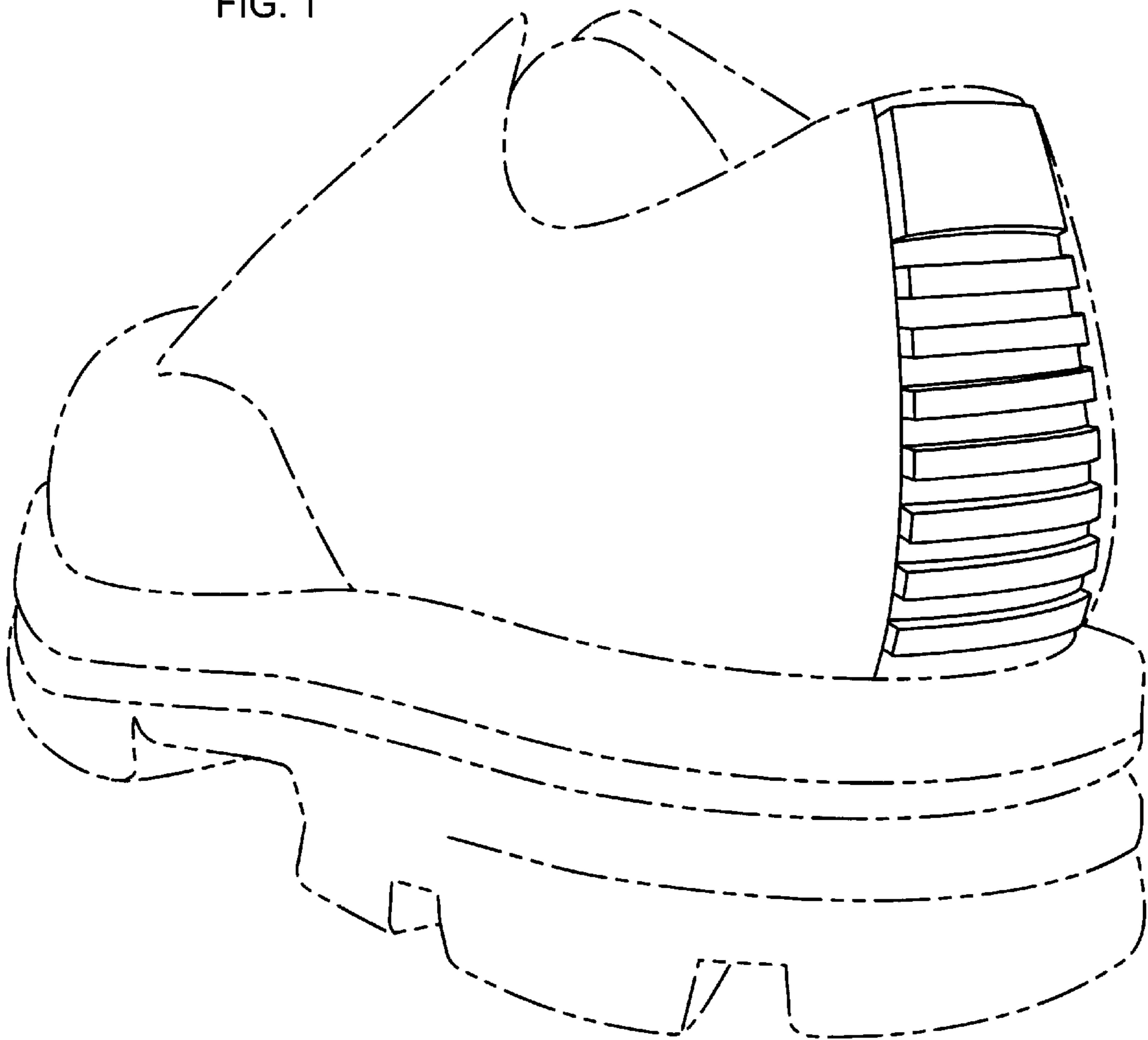


FIG. 1



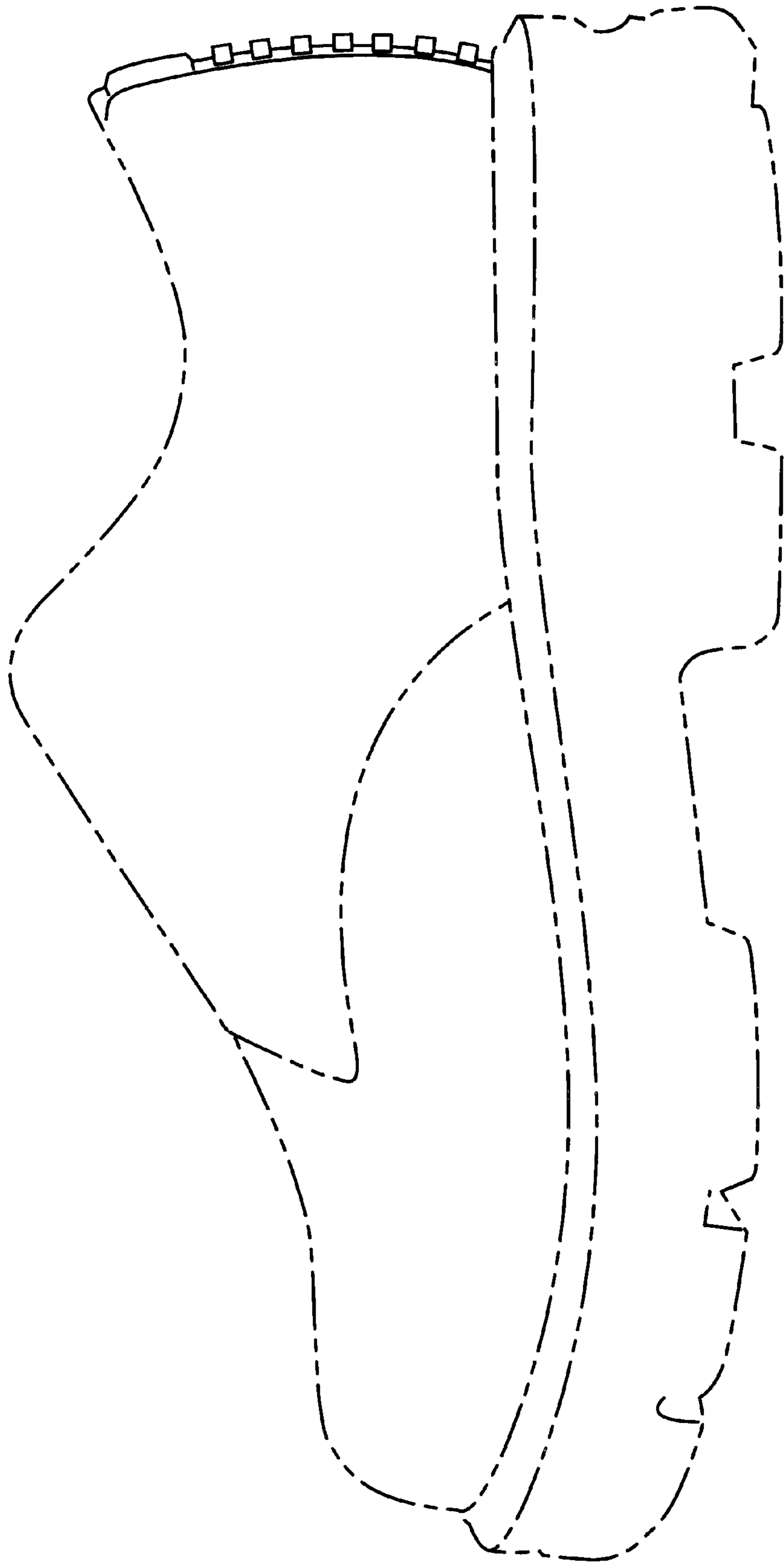


FIG. 2

FIG. 3

