



US00D487155S

(12) **United States Design Patent**
Barber

(10) **Patent No.:** **US D487,155 S**

(45) **Date of Patent:** **** Feb. 24, 2004**

(54) **FOUR-STRUT SUPPORT COMPOSED OF
NON-CONTACTING COMPRESSION
MEMBERS AND TENSION MEMBERS**

4,711,062 A 12/1987 Gwilliam et al.
4,731,962 A 3/1988 Kittner et al.
D299,685 S 2/1989 Frinier
5,007,220 A 4/1991 Lalvani
5,036,635 A 8/1991 Lalvani

(75) Inventor: **Geoffrey T. Barber**, Reno, NV (US)

(List continued on next page.)

(73) Assignee: **TAT, LLC**, Reno, NV (US)

(**) Term: **14 Years**

OTHER PUBLICATIONS

(21) Appl. No.: **29/158,690**

Jay Kapparaff, *Connections: The Geometric Bridge between Art and Science*, 1991, pp v-ix, 310-312, 362, McGraw-Hill, Inc., USA.

(22) Filed: **Apr. 5, 2002**

Peter Pearce, *Structure In Nature Is a Strategy for Design*, Fifth Printing, 1990, pp xii, 57, 122-131, 5th Ed., MIT Press, USA.

(51) **LOC (7) Cl.** **25-02**

(52) **U.S. Cl.** **D25/61**

(58) **Field of Search** 52/81.2, 80.1,
52/81.1; D25/61, 66; 248/346.01

Keith, Critchlow, *Order In Space*, 1970, pp 24,25, 34-37, 48-50, Appendix 2, The Viking Press, Inc., New York.

Frei Otto, Ed., *Tensile Structures*, 1973, pp 14-15, 91, 155 vol. 1, pp 15-17, 39-41, 57, 64, 68, 84, 90 vol. 2, The MIT Press, Cambridge, Massachusetts USA.

(56) **References Cited**

U.S. PATENT DOCUMENTS

D76,319 S	9/1928	Noggins et al.	
D178,612 S	8/1956	Morris	
3,063,521 A	11/1962	Fuller	
D199,126 S	9/1964	Barrett	
3,169,611 A	2/1965	Snelson	
D208,698 S	9/1967	Eilsworth et al.	
3,354,591 A	11/1967	Fuller	
3,600,825 A	8/1971	Pearce	
3,663,346 A	5/1972	Schoen	
3,695,617 A	10/1972	Mogilner et al.	
3,802,132 A *	4/1974	Sumner	52/80.1
3,866,366 A	2/1975	Fuller	
3,925,941 A	12/1975	Pearce	
3,931,697 A	1/1976	Pearce	
3,937,426 A	2/1976	Pearce	
3,974,600 A	8/1976	Pearce	
D242,193 S	11/1976	Joiner	
4,133,152 A	1/1979	Penrose	
4,148,520 A	4/1979	Miller	
D251,987 S *	5/1979	Bristow	D25/61
4,207,715 A	6/1980	Kitrick	
D260,335 S	8/1981	Thomas	
4,612,750 A	9/1986	Maistre	
4,614,502 A	9/1986	Nelson	

Robert Connelly and Allen Back, "Mathematics and Tensegrity," *American Scientist*, Mar.-Apr. 1998, pp 142-151, vol. 86, No. 2.

Primary Examiner—Doris Clark

(74) *Attorney, Agent, or Firm*—Fenwick & West LLP

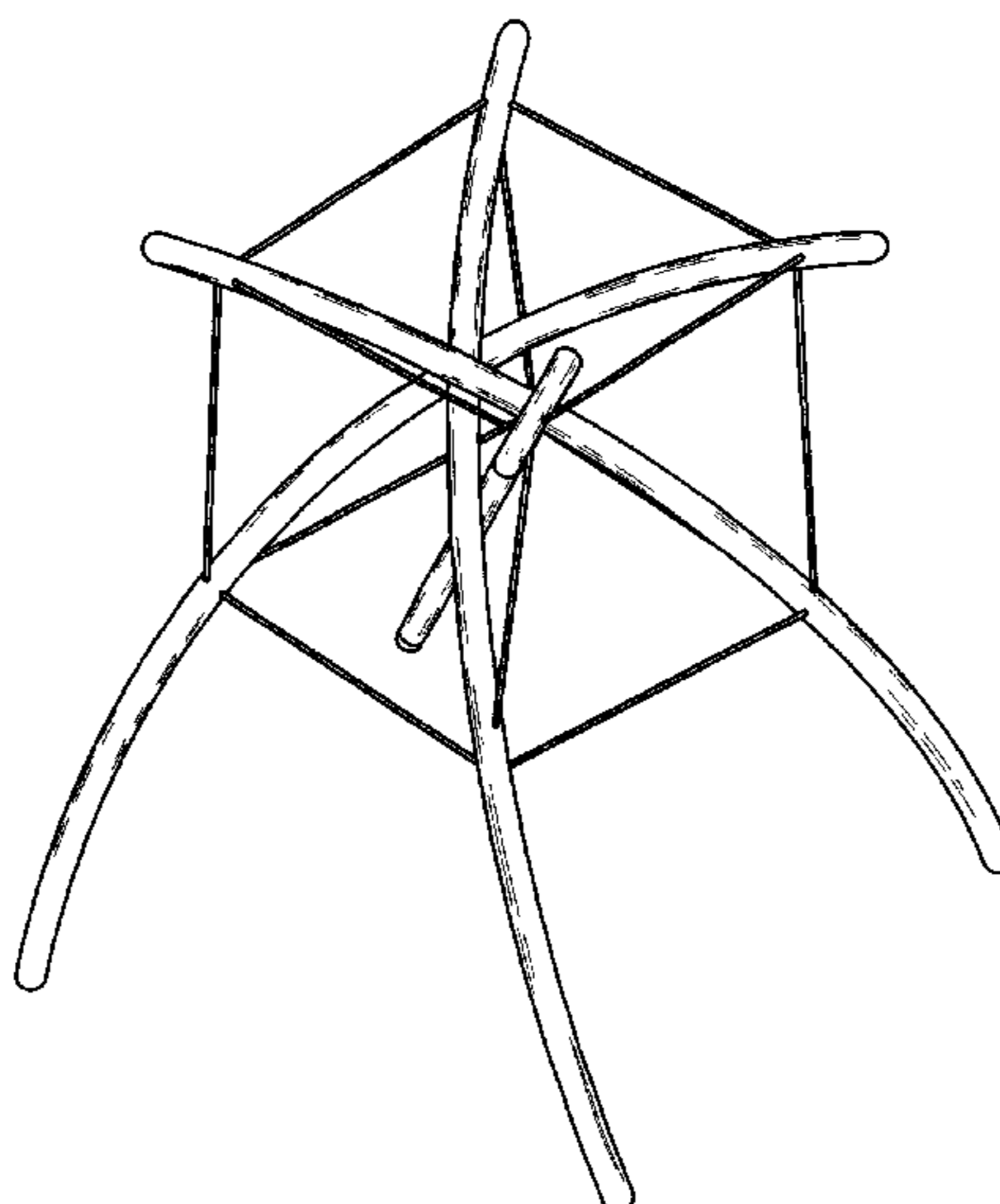
(57) **CLAIM**

The ornamental design for the four-strut support composed of non-contacting compression members and tension members, substantially as shown and described.

DESCRIPTION

FIG. 1 is a perspective view of a four-strut support composed of non-contacting compression members and tension members according to the present invention;
FIG. 2 is a front view thereof;
FIG. 3 is a rear view thereof;
FIG. 4 is a left side view thereof;
FIG. 5 is a right side view thereof;
FIG. 6 is a top view thereof; and,
FIG. 7 is a bottom view thereof.

1 Claim, 4 Drawing Sheets



US D487,155 S

Page 2

U.S. PATENT DOCUMENTS

5,155,951 A	10/1992	Lalvani	D420,822 S	2/2000	Sabo	
5,230,196 A	7/1993	Ziegler	D426,393 S	6/2000	Saad Rionda	
5,265,395 A	11/1993	Lalvani	D426,717 S	6/2000	Frinier	
5,331,779 A	7/1994	Hing	6,192,644 B1	2/2001	Kunieda et al.	
D349,619 S	8/1994	Li	D439,067 S	3/2001	Vertongen	
D379,722 S	6/1997	Good	D439,757 S	4/2001	Saad Rionda	
5,642,590 A	7/1997	Skelton	D440,421 S	4/2001	Dobson, III	
D382,126 S	8/1997	Lee	D442,379 S	5/2001	Vertongen	
D386,328 S	11/1997	Good	D443,427 S	6/2001	Boschman	
5,688,604 A	11/1997	Matan et al.	D443,992 S	6/2001	Vertongen	
D396,974 S	8/1998	D'Urbino et al.	6,276,095 B1 *	8/2001	Tripsianes	52/81.1
D403,782 S	* 1/1999	James	2003/0009974 A1	1/2003	Liapi	

D25/61

* cited by examiner

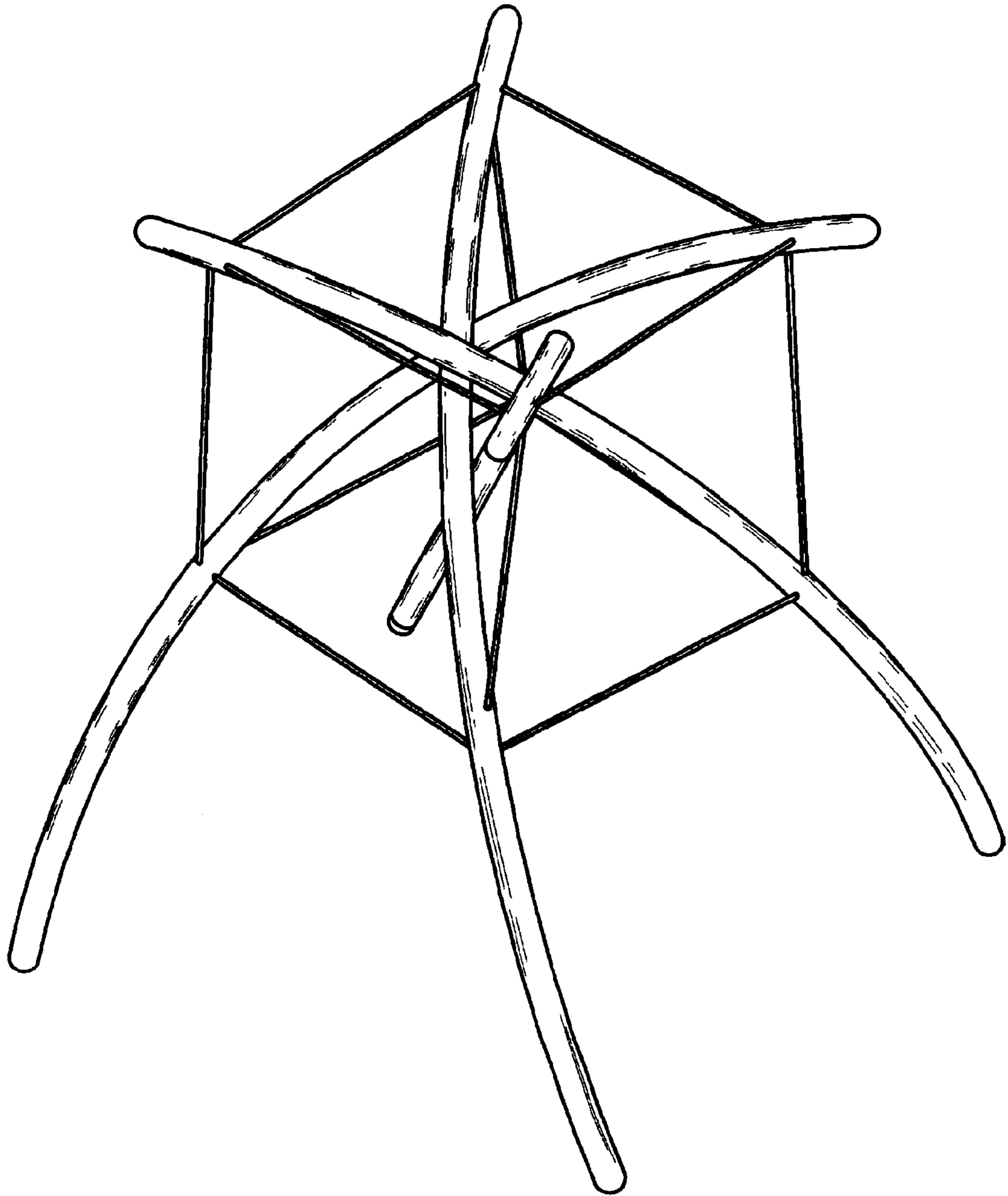


FIG. 1




FIG. 2

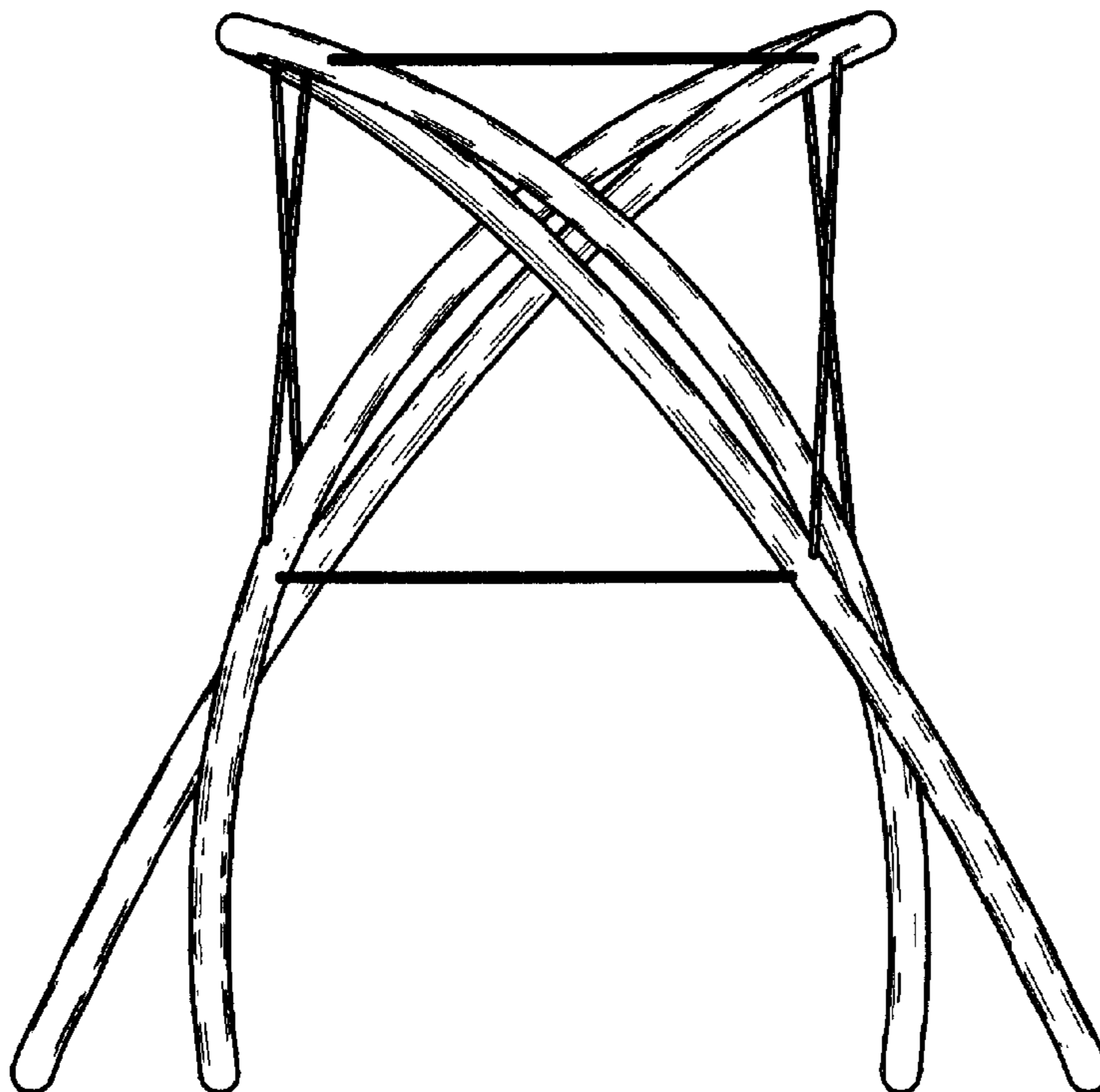


FIG. 3




FIG. 4

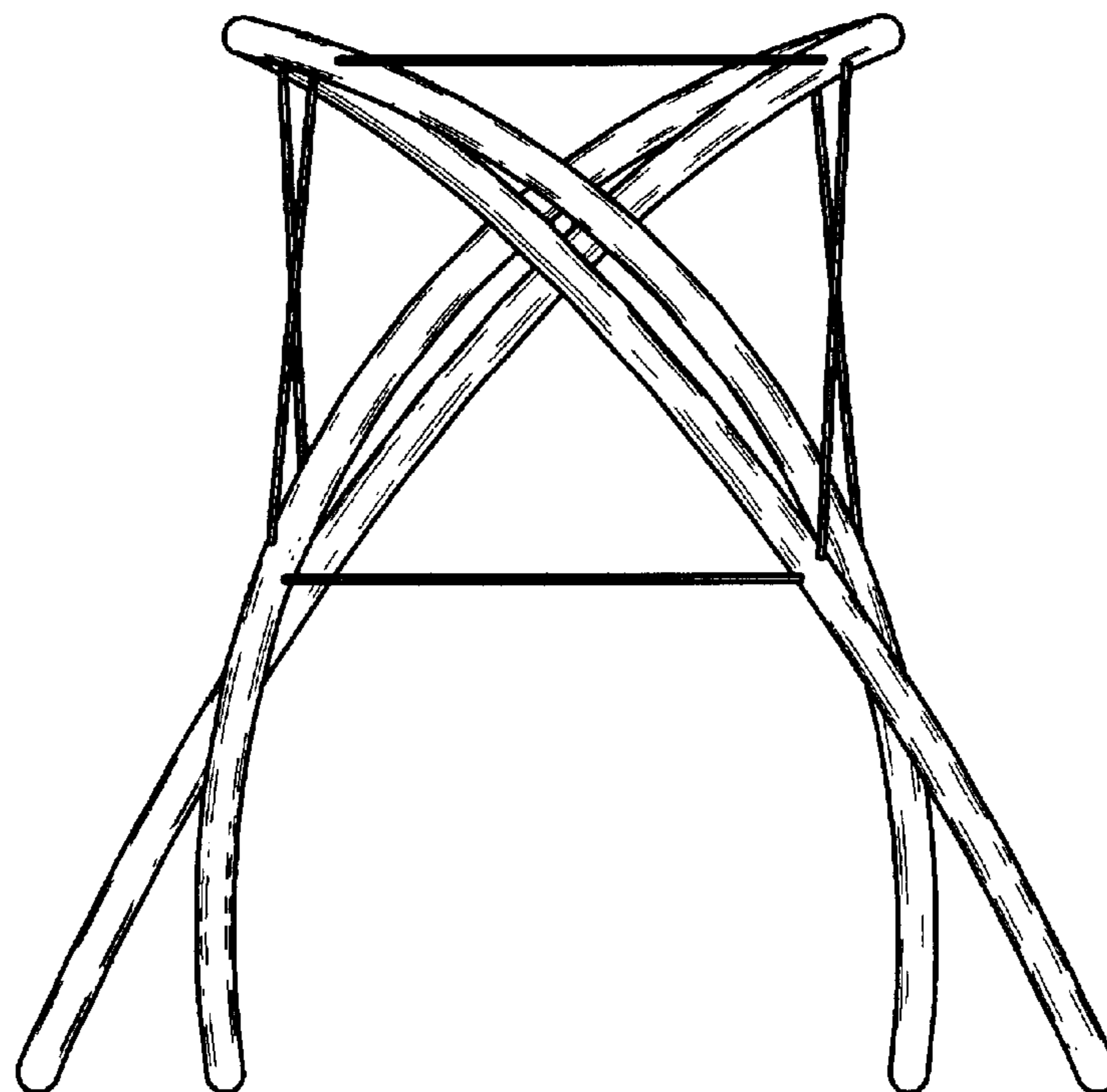


FIG. 5

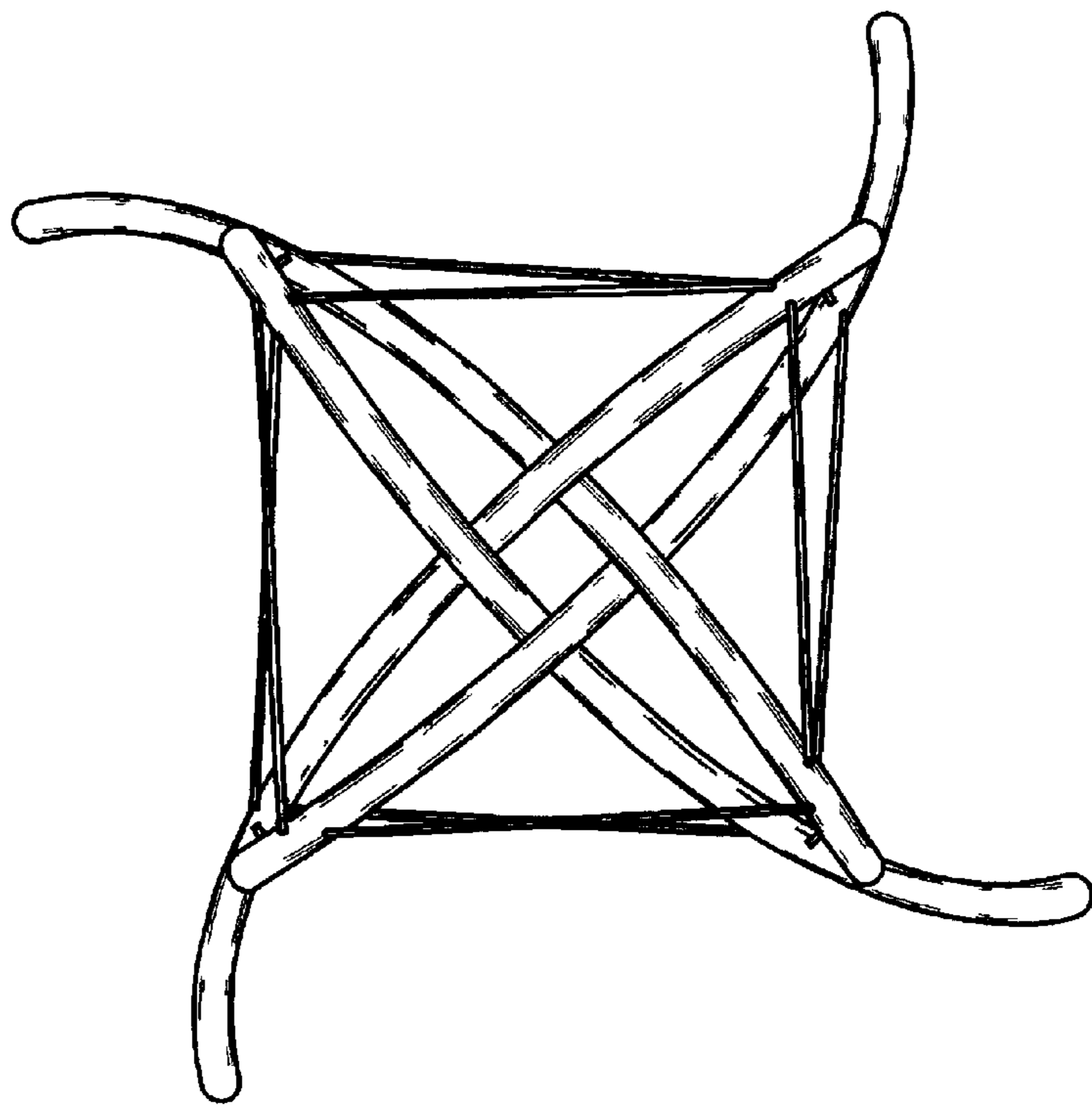


FIG. 6

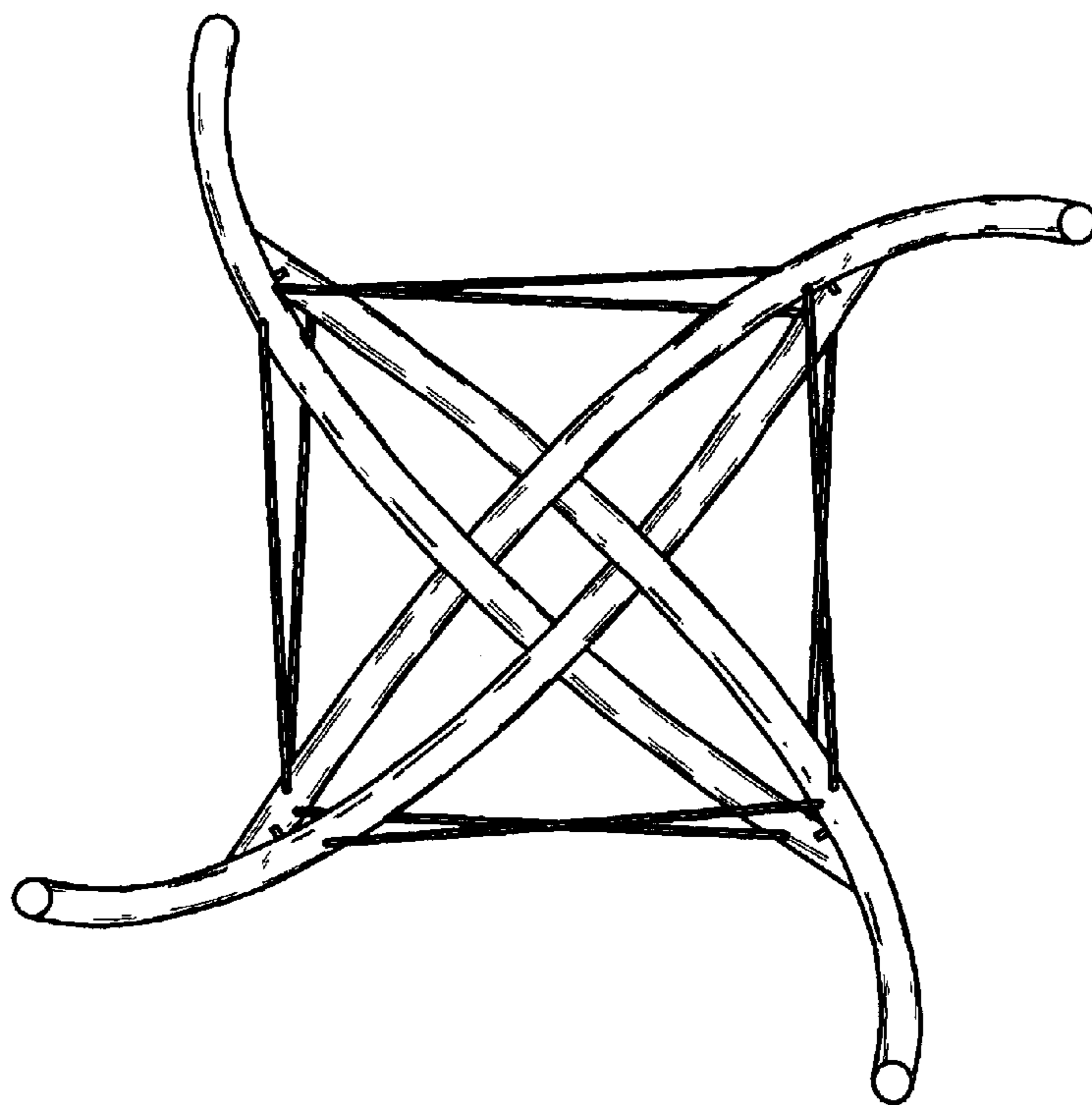


FIG. 7