



US00D487140S

(12) **United States Design Patent**
Gao

(10) **Patent No.:** **US D487,140 S**

(45) **Date of Patent:** **** Feb. 24, 2004**

(54) **ELECTRIC HEATER**

(76) Inventor: **Tian Yu Gao**, 3/F, Jinke Building, No.
8. Qiongyu Road, Science &
Technology Park, Nanshan District,
Shenzhen (CN)

(**) Term: **14 Years**

(21) Appl. No.: **29/183,025**

(22) Filed: **Jun. 5, 2003**

(51) **LOC (7) Cl.** **23-04**

(52) **U.S. Cl.** **D23/335**

(58) **Field of Search** D23/314, 317,
D23/328, 332, 335-37, 340, 378; 126/92 A,
92 B, 92 AC, 9 A; 312/236; 392/365-69,
373-76, 532, 434

(56) **References Cited**

U.S. PATENT DOCUMENTS

- D267,424 S * 12/1982 Boldt et al. D23/340
- D276,258 S * 11/1984 Glucksman D23/340

- D284,787 S * 7/1986 Nakamura D23/340
- D329,692 S * 9/1992 Chaney et al. D23/340
- D467,324 S * 12/2002 Ching D23/335

* cited by examiner

Primary Examiner—Brian N. Vinson
(74) *Attorney, Agent, or Firm*—Birch, Stewart, Kolasch &
Birch, LLP


(57) **CLAIM**

The ornamental design for an electric heater, as shown and described.

DESCRIPTION

FIG. 1 is a front elevational view of an electric heater showing my new design;
FIG. 2 is a rear view thereof;
FIG. 3 is a right side elevational view thereof;
FIG. 4 is a left side elevational view thereof;
FIG. 5 is a top plan view thereof; and,
FIG. 6 is a bottom plan view thereof.

1 Claim, 3 Drawing Sheets



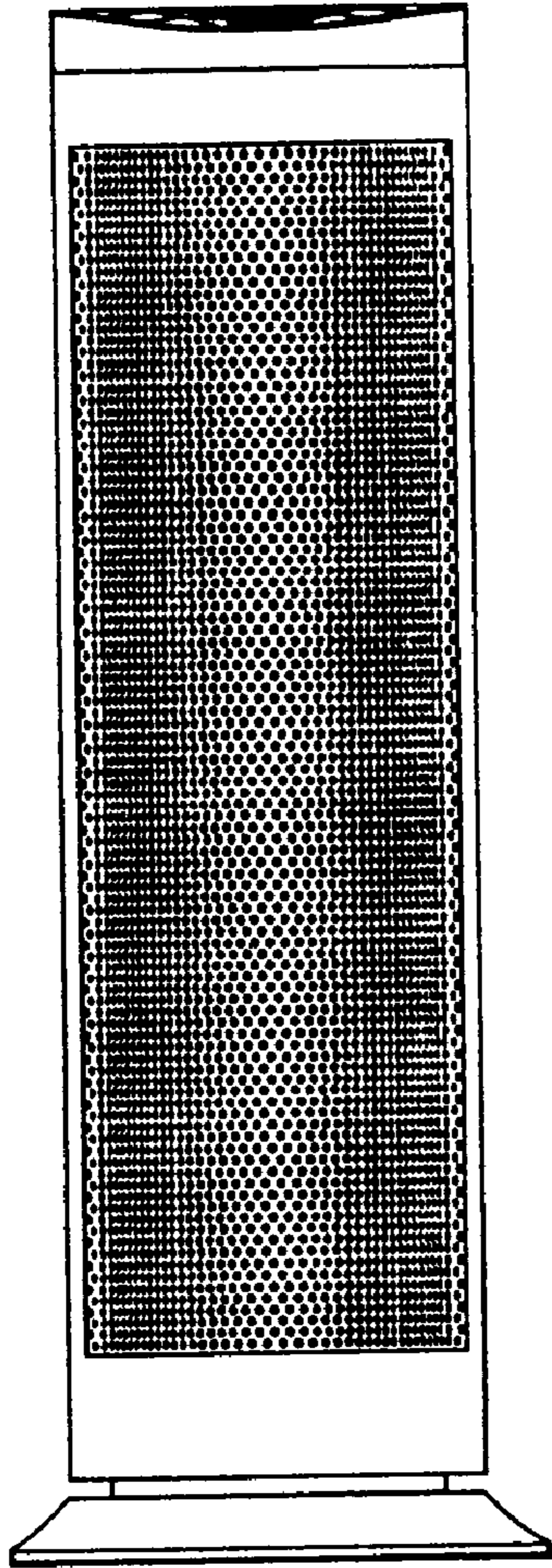


FIG. 1

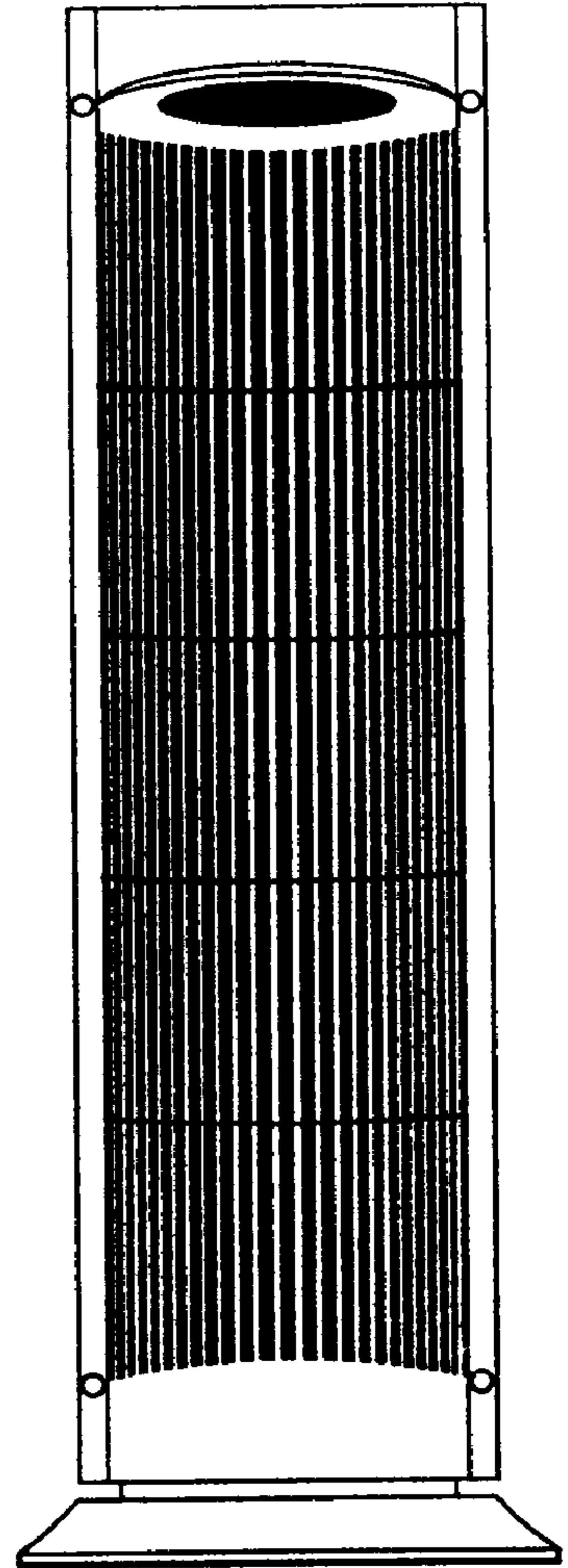


FIG. 2




FIG. 3




FIG. 4

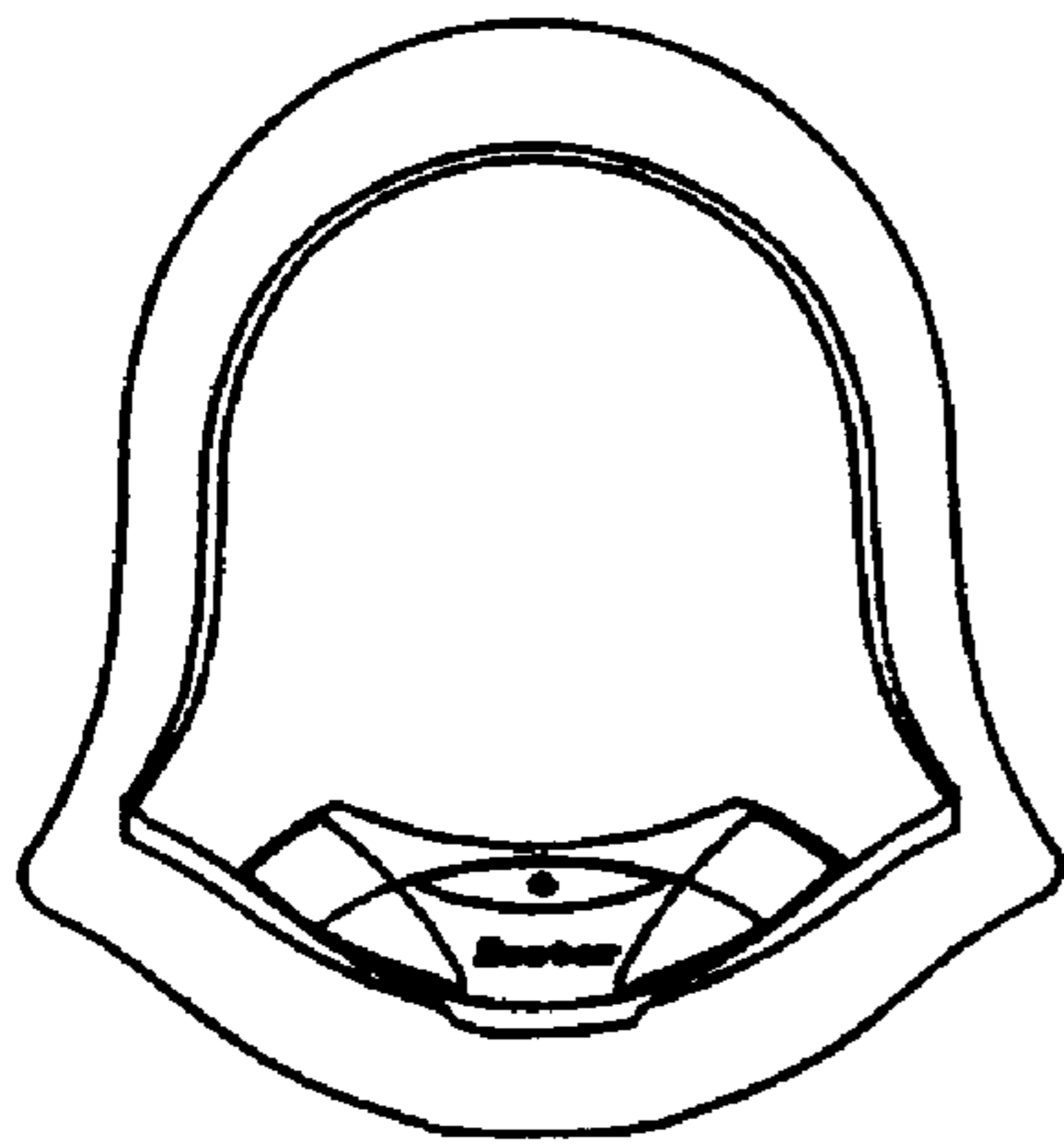


FIG. 5

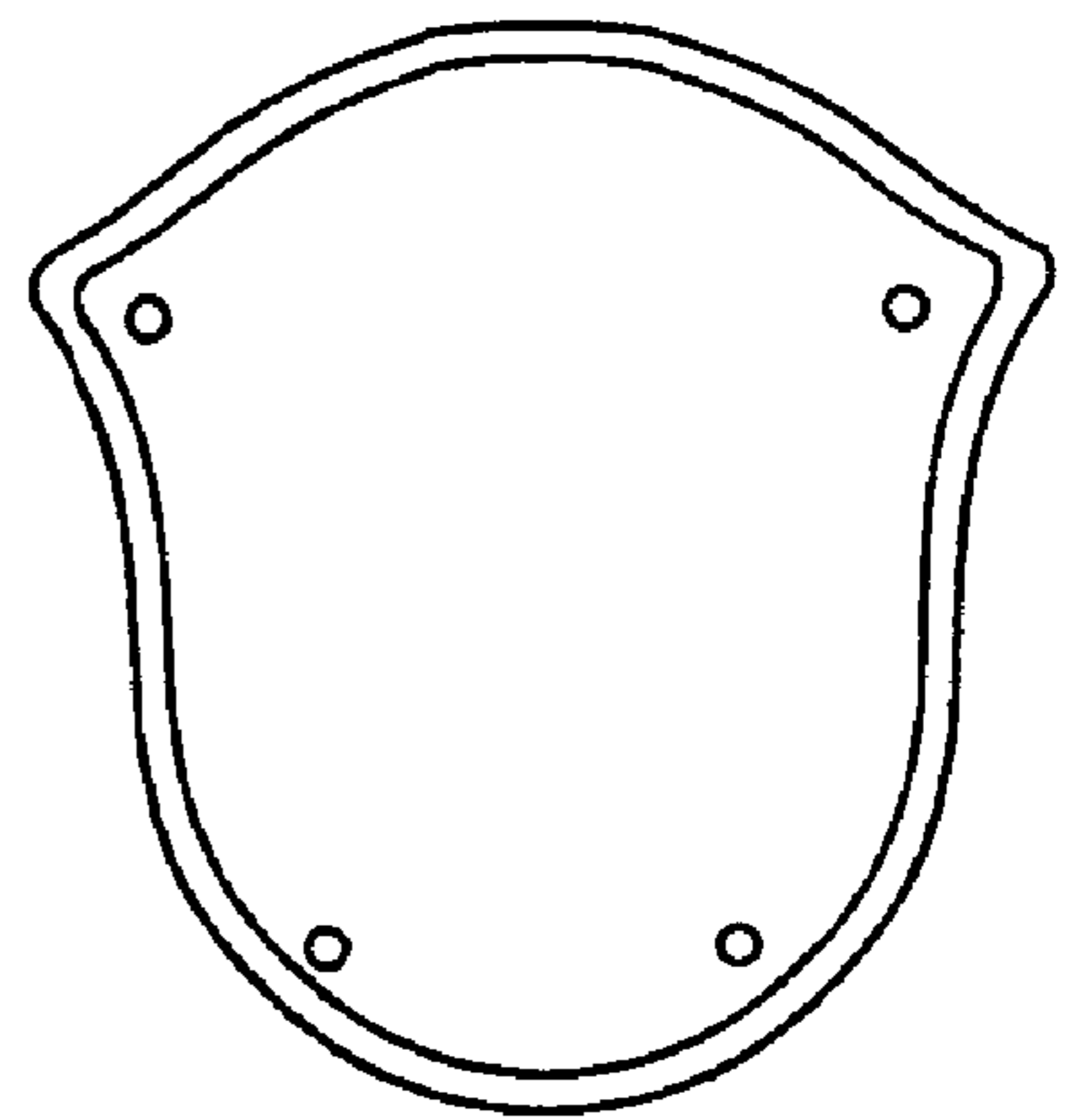


FIG. 6