



US00D487128S

(12) **United States Design Patent**  
**Miller et al.**

(10) **Patent No.:** **US D487,128 S**

(45) **Date of Patent:** **\*\* Feb. 24, 2004**

(54) **PUTTING TRAINER FOR GOLF**

D481,092 S \* 10/2003 Ray ..... D21/791

(76) Inventors: **James Everett Miller**, 655 Ridgedale,  
Birmingham, MI (US) 48009; **David**  
**Allen Bogart**, 1570 Orchard La.,  
Bloomfield, MI (US) 48301

\* cited by examiner

*Primary Examiner*—Mitchell Siegel

(\*\*) Term: **14 Years**

(57) **CLAIM**

We claim the ornamental design of the putting trainer for  
golf, as shown.

(21) Appl. No.: **29/171,195**

**DESCRIPTION**

(22) Filed: **Jan. 22, 2003**

(51) **LOC (7) Cl.** ..... **21-02**

(52) **U.S. Cl.** ..... **D21/791**

(58) **Field of Search** ..... D21/789, 791;  
D20/10; 473/173, 176, 180, 183, 185, 251;  
101/35


FIG. 1 is a perspective view from the right front quarter  
showing our design for a putting trainer for golf;  
FIG. 2 is a perspective view of the left side on the transverse  
axis; the right side view is identical;  
FIG. 3 is a perspective view of the front on the longitudinal  
axis;  
FIG. 4 is a perspective view of the rear on the longitudinal  
axis;  
FIG. 5 is a perspective view from the left front quarter; and,  
FIG. 6 is a perspective view from the left rear quarter.

(56) **References Cited**

**U.S. PATENT DOCUMENTS**

6,213,012 B1 \* 4/2001 Arms ..... 101/35

**1 Claim, 3 Drawing Sheets**








Fig. 1




Fig. 2






Fig. 3




Fig. 4





Fig. 5




Fig. 6