



US00D487118S

(12) **United States Design Patent**  
**Elias**

(10) **Patent No.:** **US D487,118 S**

(45) **Date of Patent:** **\*\* Feb. 24, 2004**

(54) **LEARNING TOY**

D420,404 S \* 2/2000 Yiu ..... D21/475  
D438,915 S \* 3/2001 Niu ..... D21/515

(75) **Inventor:** **Stephanie Elias**, San Francisco, CA (US)

**OTHER PUBLICATIONS**

(73) **Assignee:** **Leapfrog Enterprises, Inc.**, Emeryville, CA (US)

Fisher Price Toy Fair 95, p. 3: items Nos. 1102 and 1116.\*  
Toys-N-Playthings Feb. 2001, p. 158: "My Little Talking Computer Delux".\*

(\*\*) **Term:** **14 Years**

\* cited by examiner

(21) **Appl. No.:** **29/173,682**

*Primary Examiner*—Ted Shooman

(22) **Filed:** **Jan. 3, 2003**

*Assistant Examiner*—C Tuttle

(51) **LOC (7) Cl.** ..... **21-02**

(52) **U.S. Cl.** ..... **D21/409; D21/398; D21/475**

(58) **Field of Search** ..... D21/321, 329, D21/398, 405, 409, 468, 475, 512, 513, 515, 518; D19/59, 60, 62; 434/156, 169, 176, 188, 201, 202, 308, 309, 335, 344; 446/143, 318, 397, 408, 484; 84/600, 470 R

(74) **Attorney, Agent, or Firm**—Townsend, Townsend & Crew LLP

(57) **CLAIM**

(56) **References Cited**

**U.S. PATENT DOCUMENTS**

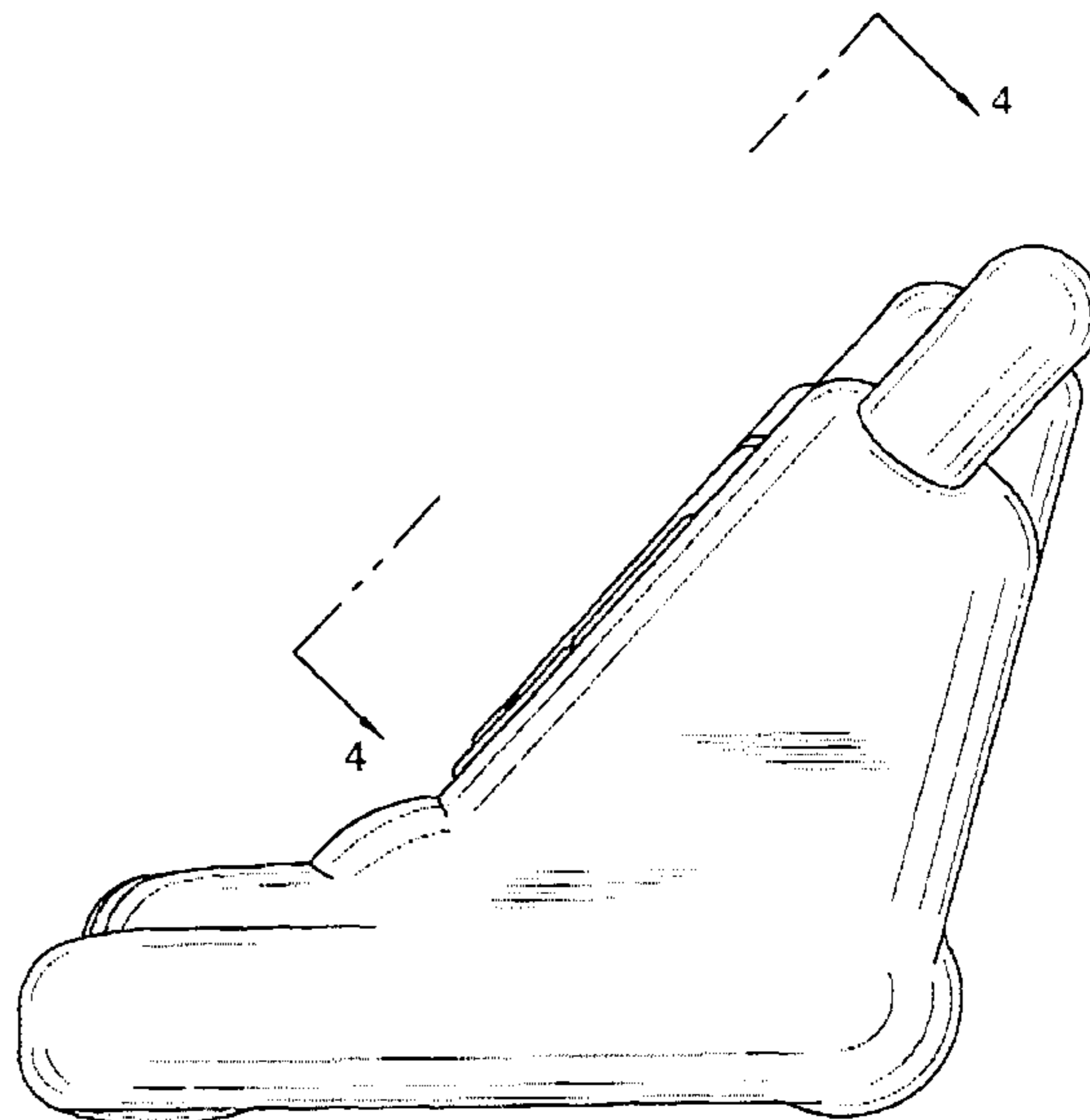
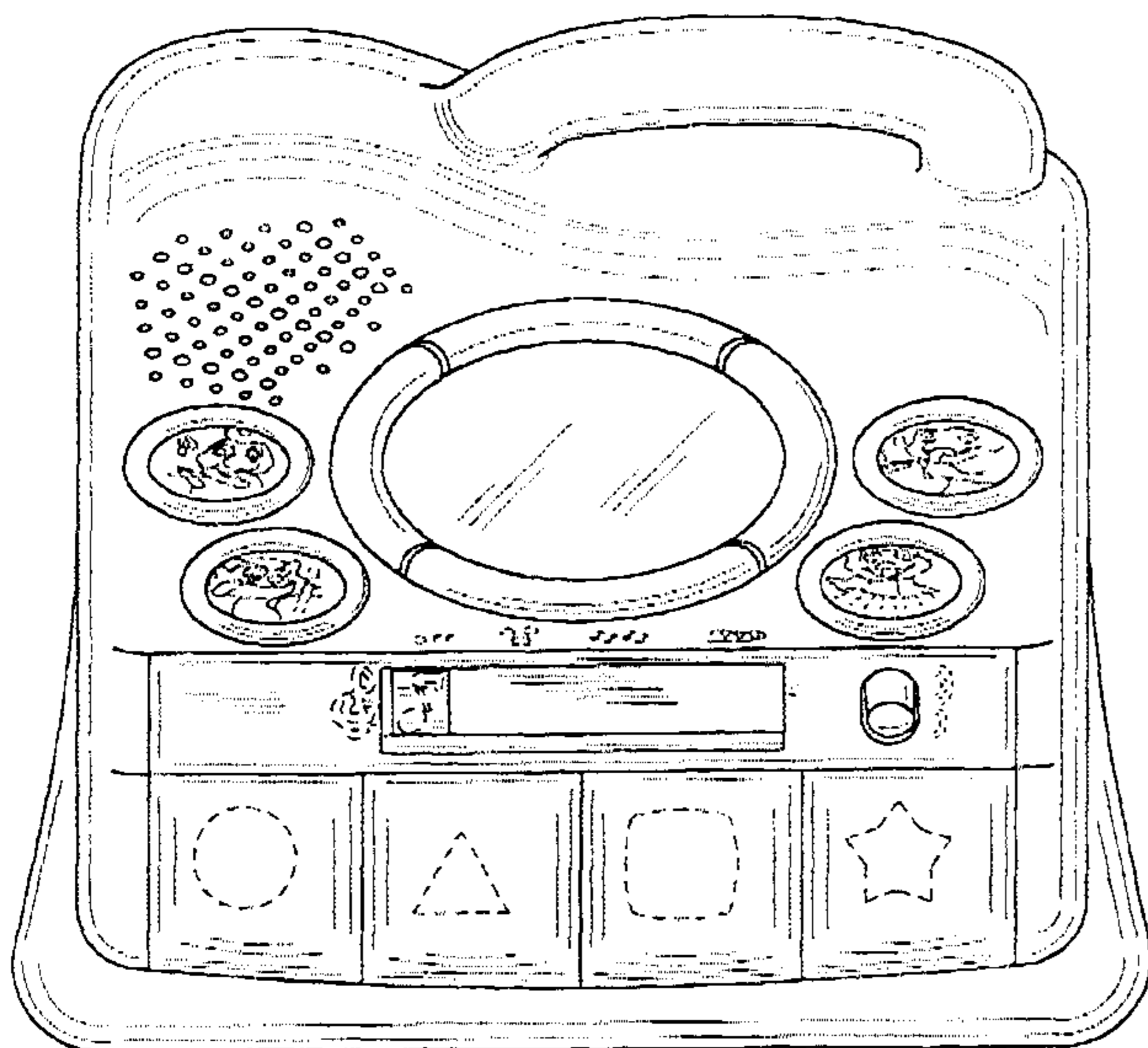
D261,669 S	*	11/1981	Tran et al.	.....	D21/329
D299,473 S	*	1/1989	Murphy	.....	D19/60
D315,178 S	*	3/1991	Takahashi et al.	.....	D21/409
D318,069 S	*	7/1991	Cheung et al.	.....	D19/60
D332,121 S	*	12/1992	Shiraishi	.....	D21/515
D348,483 S	*	7/1994	Chow et al.	.....	D19/62
D359,081 S	*	6/1995	Kino	.....	D21/408
5,679,049 A	*	10/1997	Arad et al.	.....	446/142
D413,941 S	*	9/1999	Ko	.....	D21/475

The ornamental design for a learning toy, as shown and described.

**DESCRIPTION**

FIG. 1 is a top plan view of a learning toy showing my new design;  
FIG. 2 is a front view thereof;  
FIG. 3 is a right side view thereof;  
FIG. 4 is a front view from the angle illustrated by 4—4 in FIG. 3;  
FIG. 5 is a left side view thereof;  
FIG. 6 is a back view thereof; and,  
FIG. 7 is a bottom plan view thereof.  
The broken lines in the following drawings are for illustrative purposes only; and form no part of the claimed design.

**1 Claim, 4 Drawing Sheets**






FIG. 1

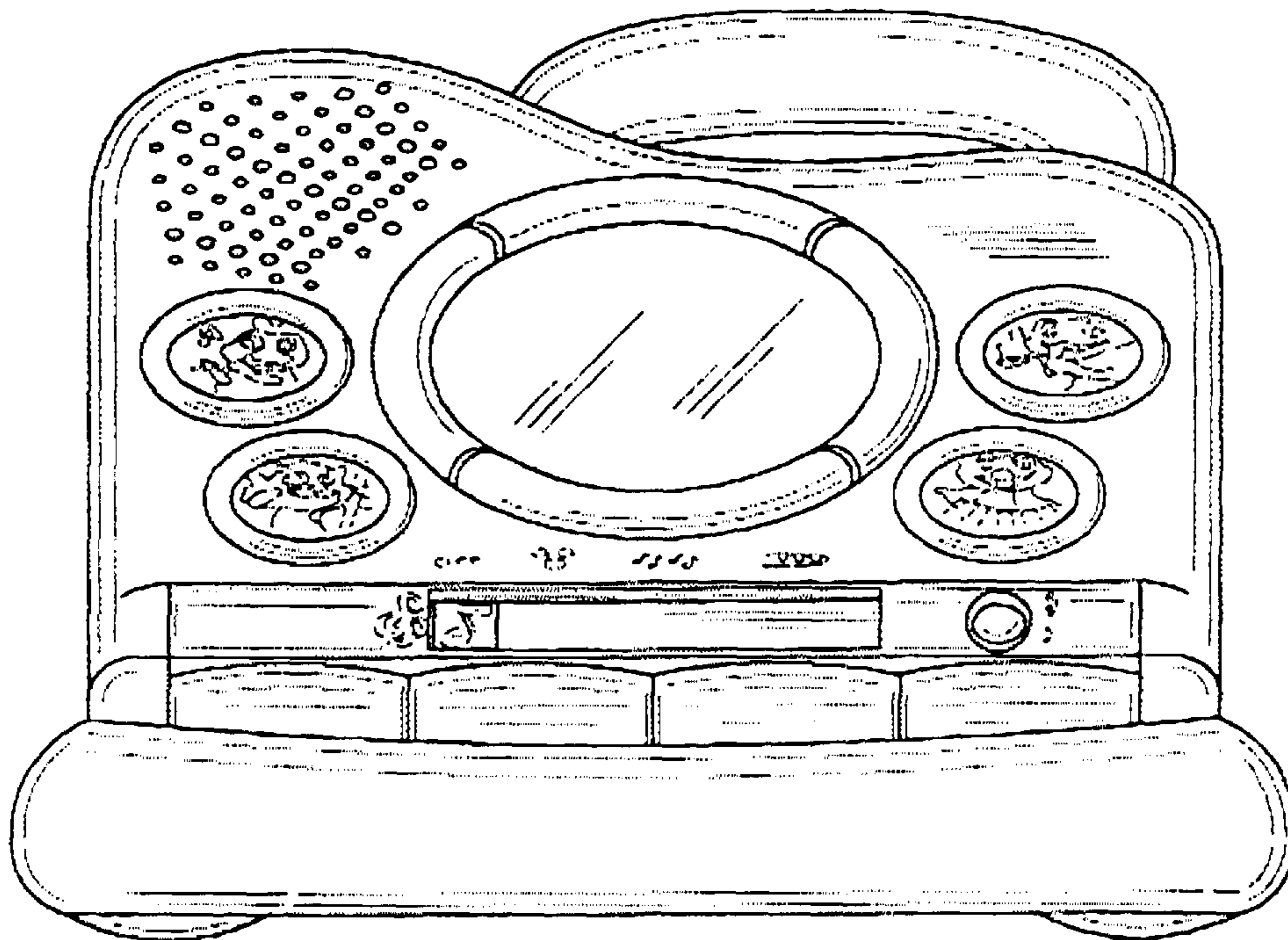


FIG. 2

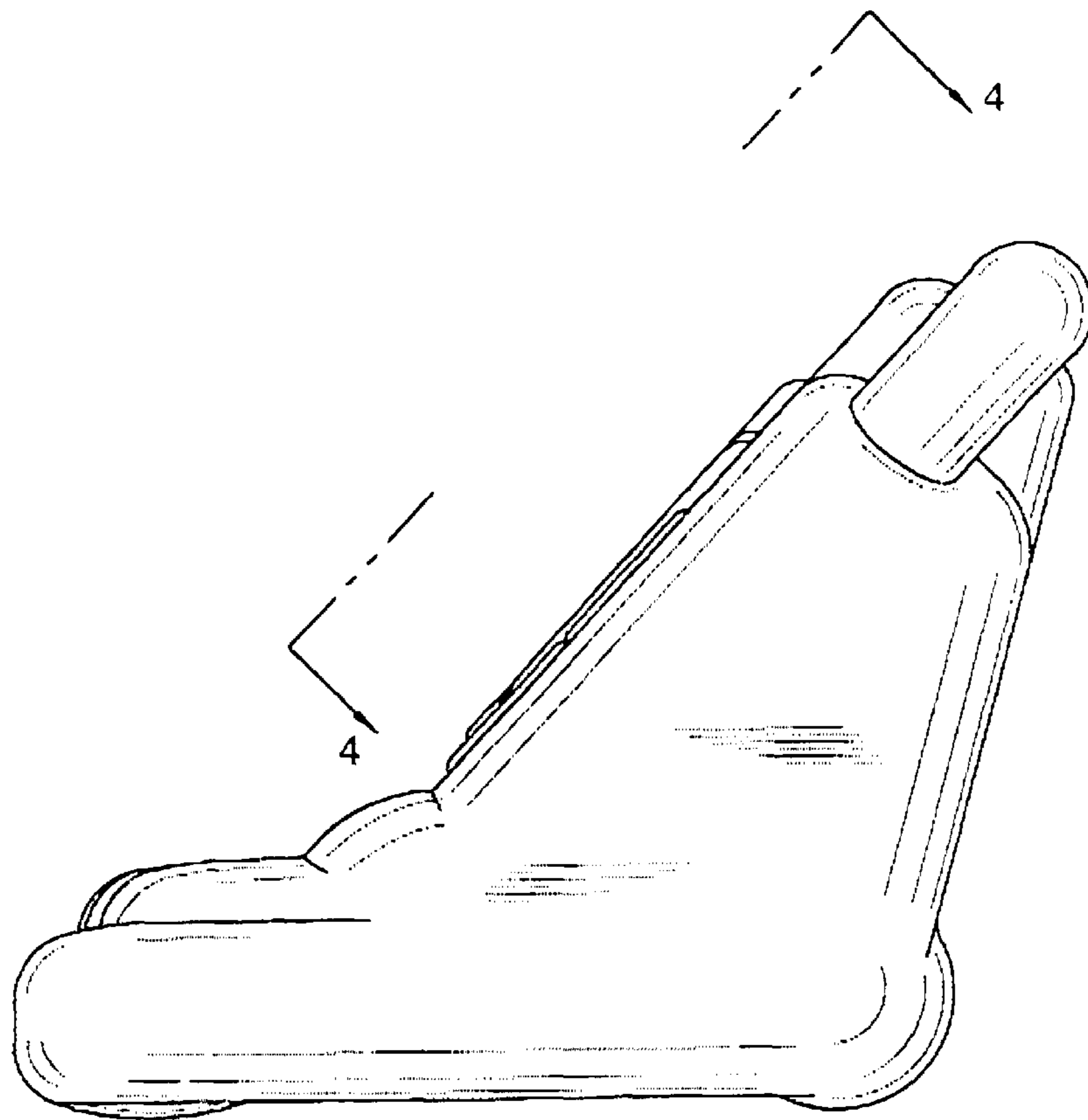


FIG. 3

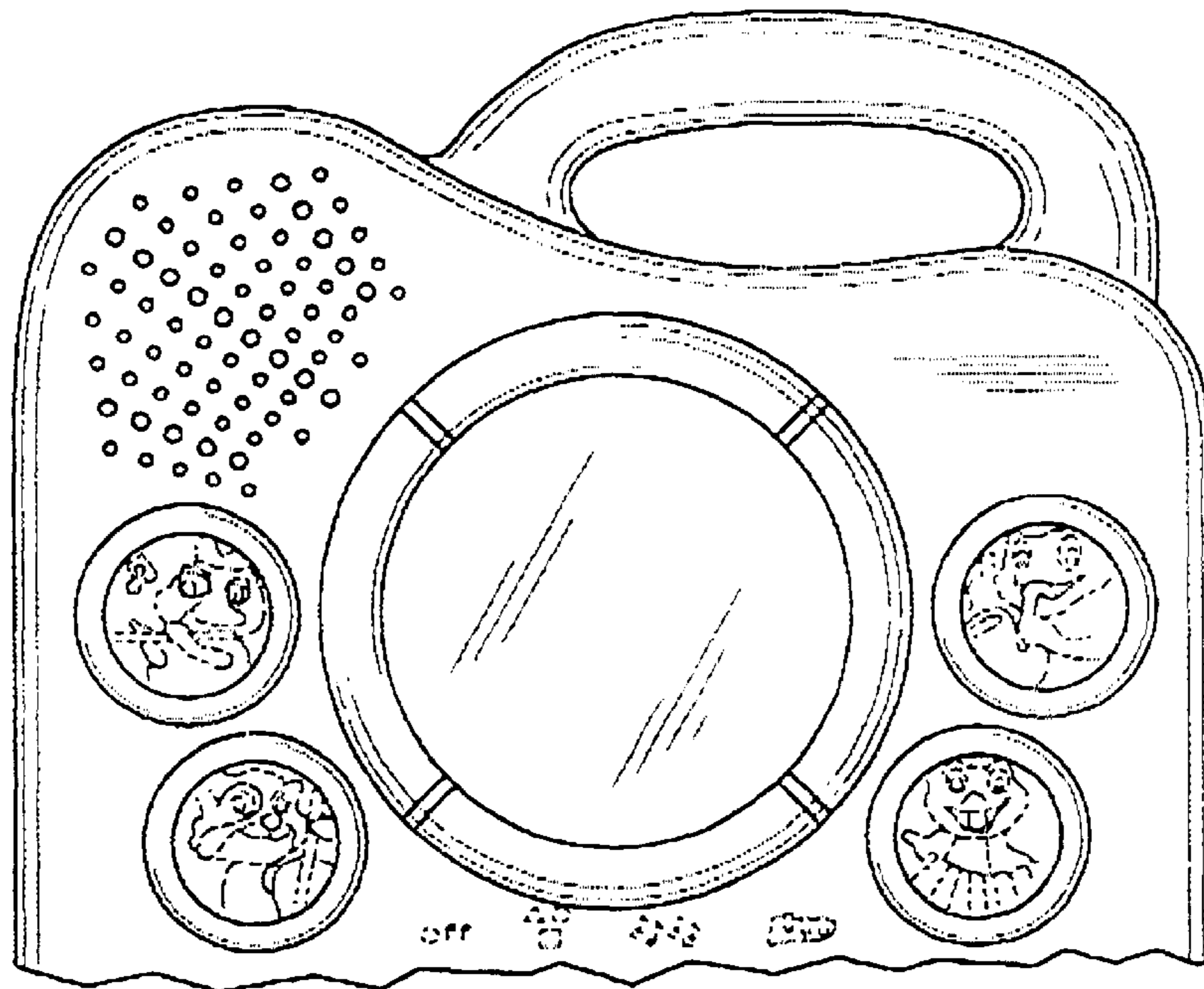


FIG. 4

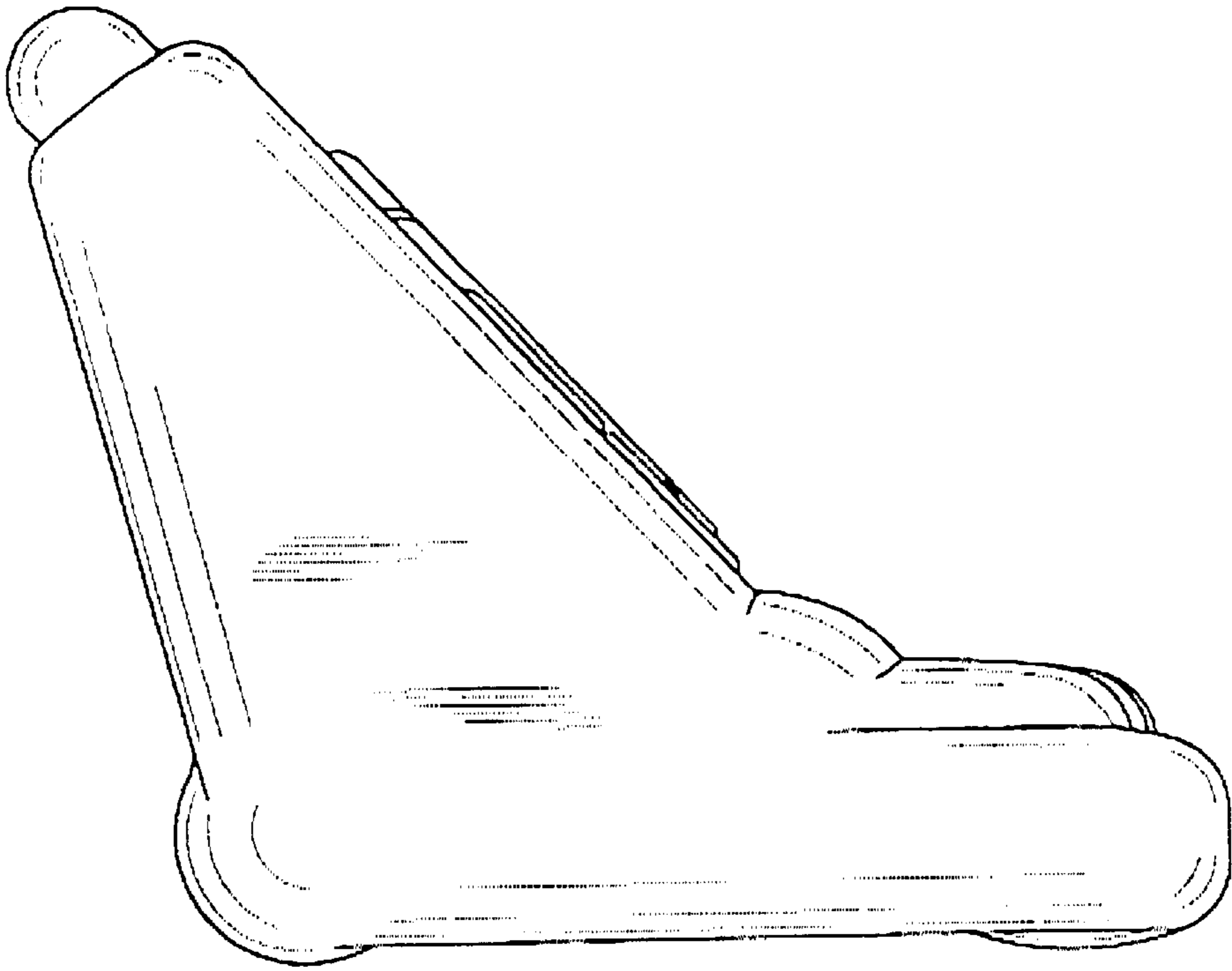


FIG. 5




FIG. 6




FIG. 7