



US00D487115S

(12) **United States Design Patent**
Kosir

(10) **Patent No.:** **US D487,115 S**

(45) **Date of Patent:** **** Feb. 24, 2004**

(54) **SIGN HOLDER FOR WIRE SHELVING**

D454,373 S 3/2002 Kosir

(75) **Inventor:** **Joseph P. Kosir**, Euclid, OH (US)

OTHER PUBLICATIONS

(73) **Assignee:** **Fasteners For Retail, Inc.**, Cleveland, OH (US)

FFR Yellow Pages® 2002 Product Catalog, Front Cover, pp. 33, 66, 67, 84, 94, 96, 98, 100, 101, 102 and 190. No date given.

(**) **Term:** **14 Years**

* cited by examiner

(21) **Appl. No.:** **29/181,253**

Primary Examiner—Robert M. Spear

(22) **Filed:** **May 7, 2003**

(74) *Attorney, Agent, or Firm*—Fay, Sharpe, Fagan, Minnich & McKee, LLP

(51) **LOC (7) Cl.** **20-02**

(52) **U.S. Cl.** **D20/43**

(58) **Field of Search** D20/10, 22, 40, D20/42, 43, 44, 99; D8/373, 380; D19/20; D25/119, 121, 122, 124; 40/124.01, 124.05, 584, 642.01, 642.02, 649, 653, 654.01, 661, 661.03; 52/522; 248/214, 215

(57) **CLAIM**

The ornamental design for a sign holder for wire shelving, as shown and described.

(56) **References Cited**

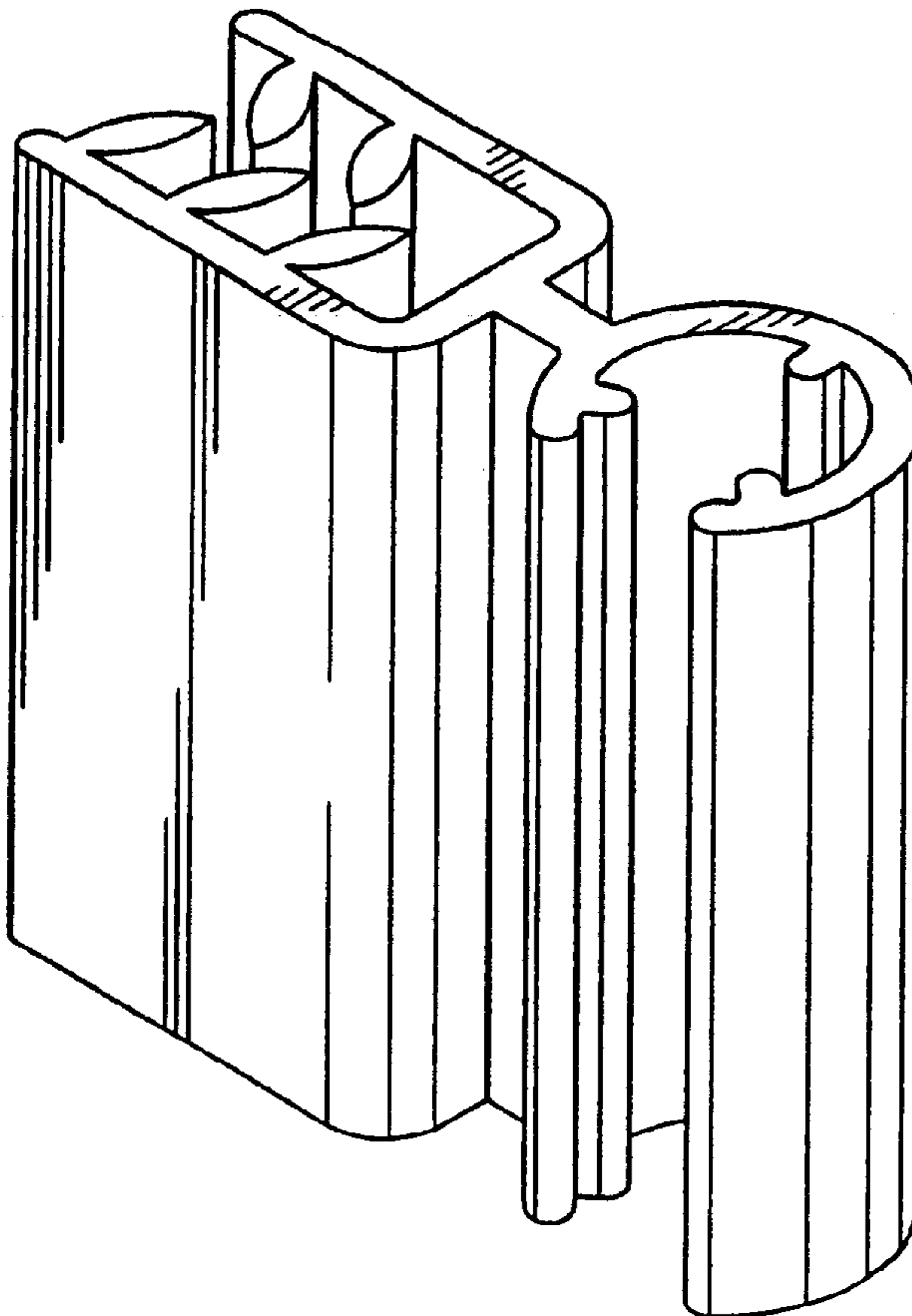
DESCRIPTION

U.S. PATENT DOCUMENTS

D201,479 S	*	6/1965	Green	D19/84
D208,105 S	*	7/1967	Haber	D20/43
3,626,619 A	*	12/1971	Boedeker	40/641
D280,111 S	*	8/1985	Brus	D20/43
D311,583 S	*	10/1990	Shell	D25/119
D453,534 S	*	2/2002	Kosir	D20/43

FIG. 1 is a perspective view of a sign holder for wire shelving illustrating my new design; FIG. 2 is a front elevational view thereof; FIG. 3 is a rear elevational view thereof; FIG. 4 is a left side elevational view thereof, with a right side elevational view being a mirror image thereof; FIG. 5 is a bottom plan view thereof; and, FIG. 6 is a top plan view thereof.

1 Claim, 2 Drawing Sheets



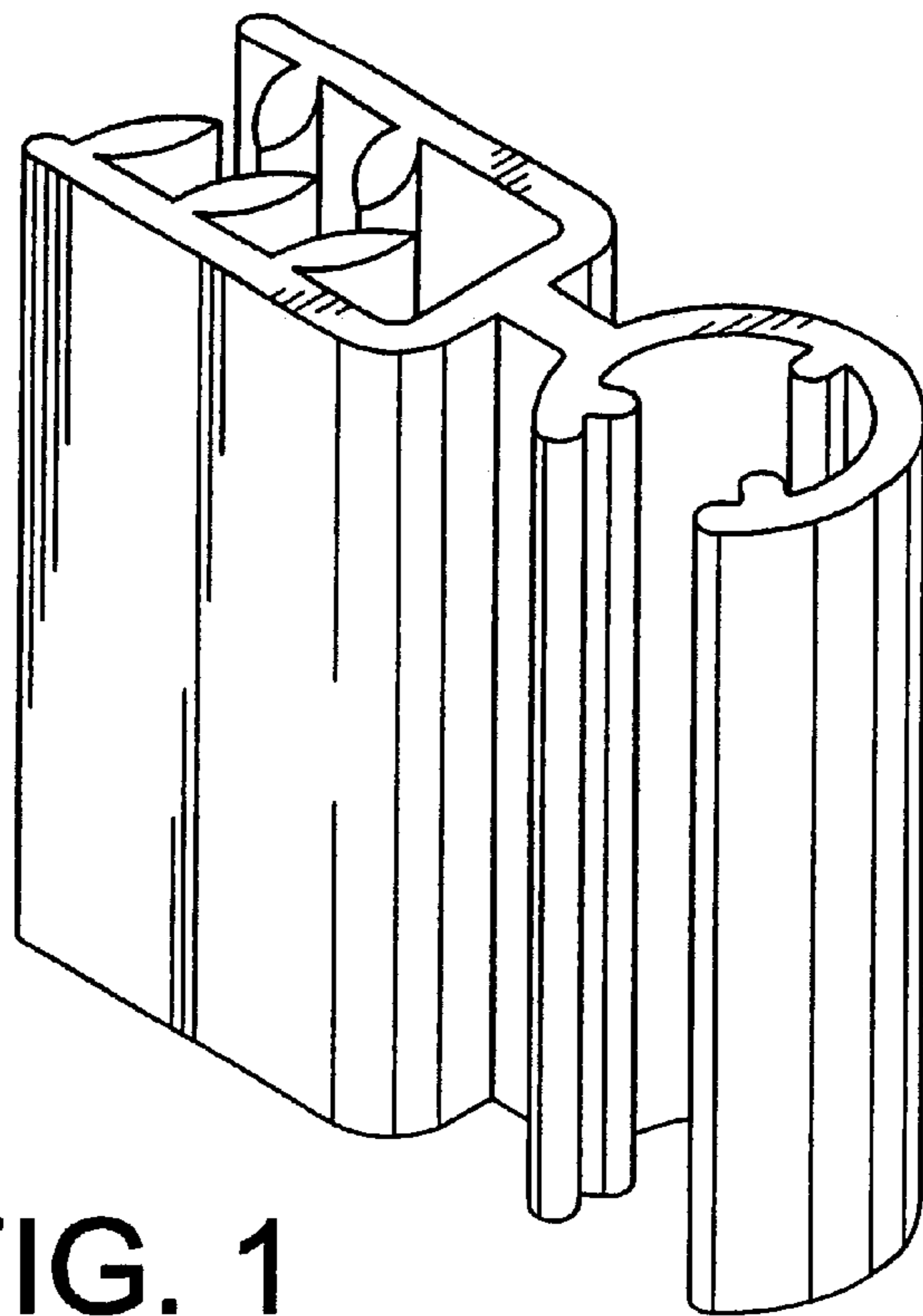


FIG. 1

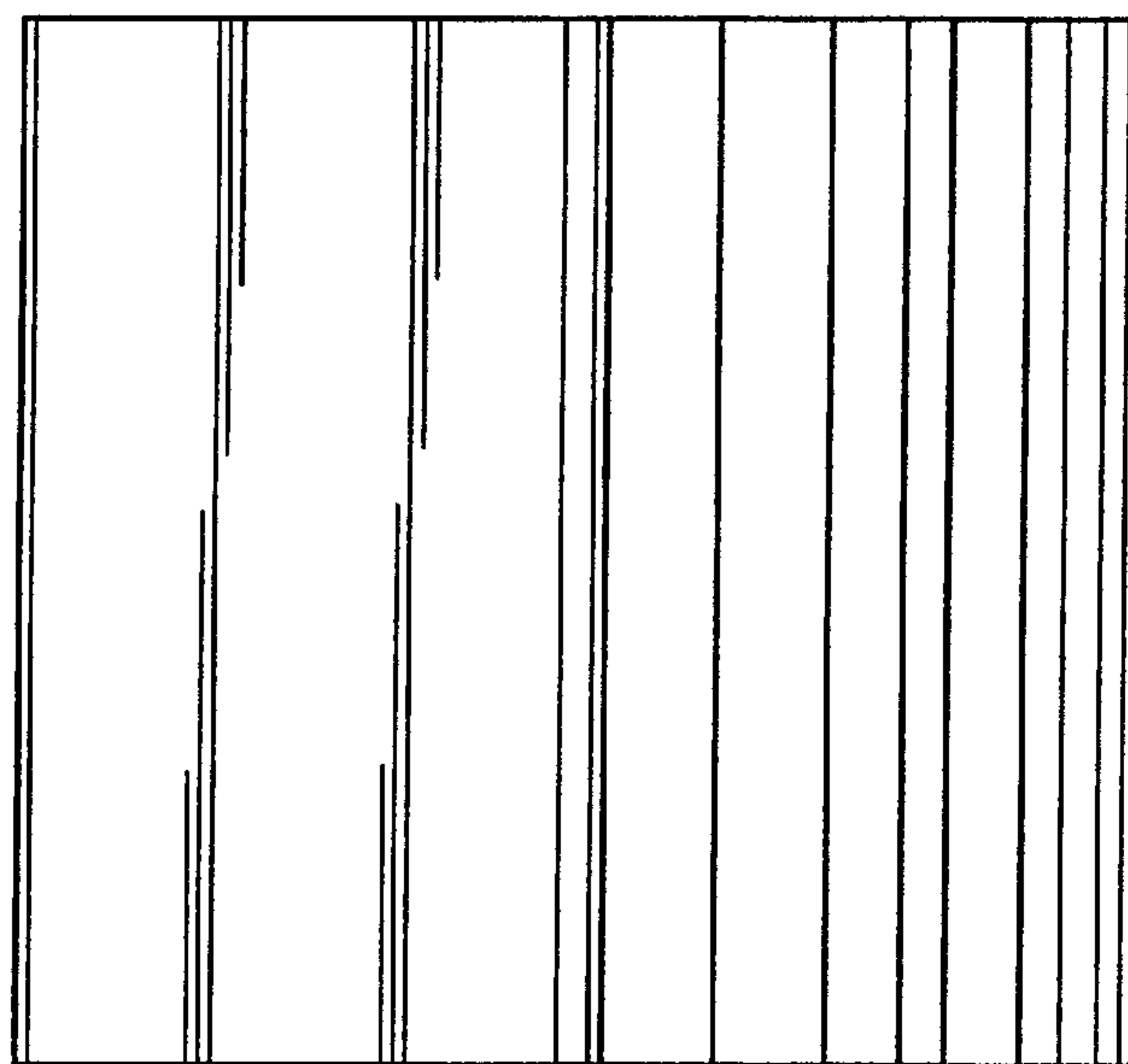


FIG. 5




FIG. 6




FIG. 2

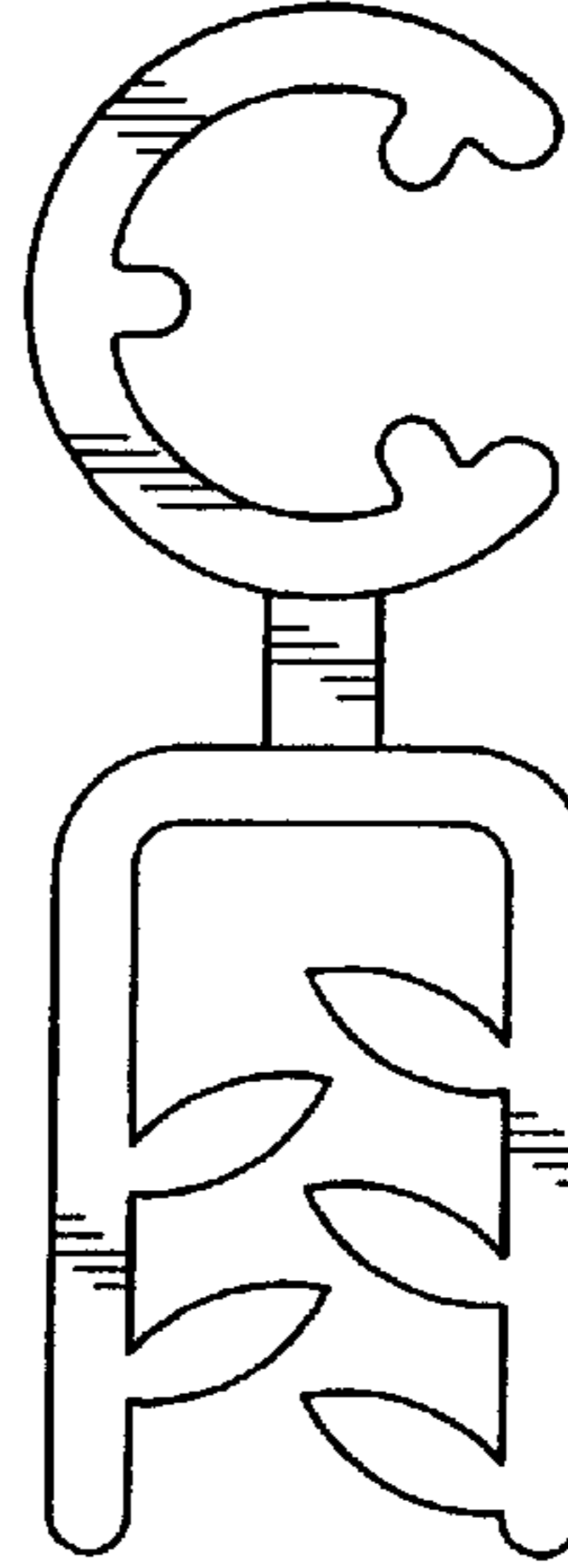


FIG. 4

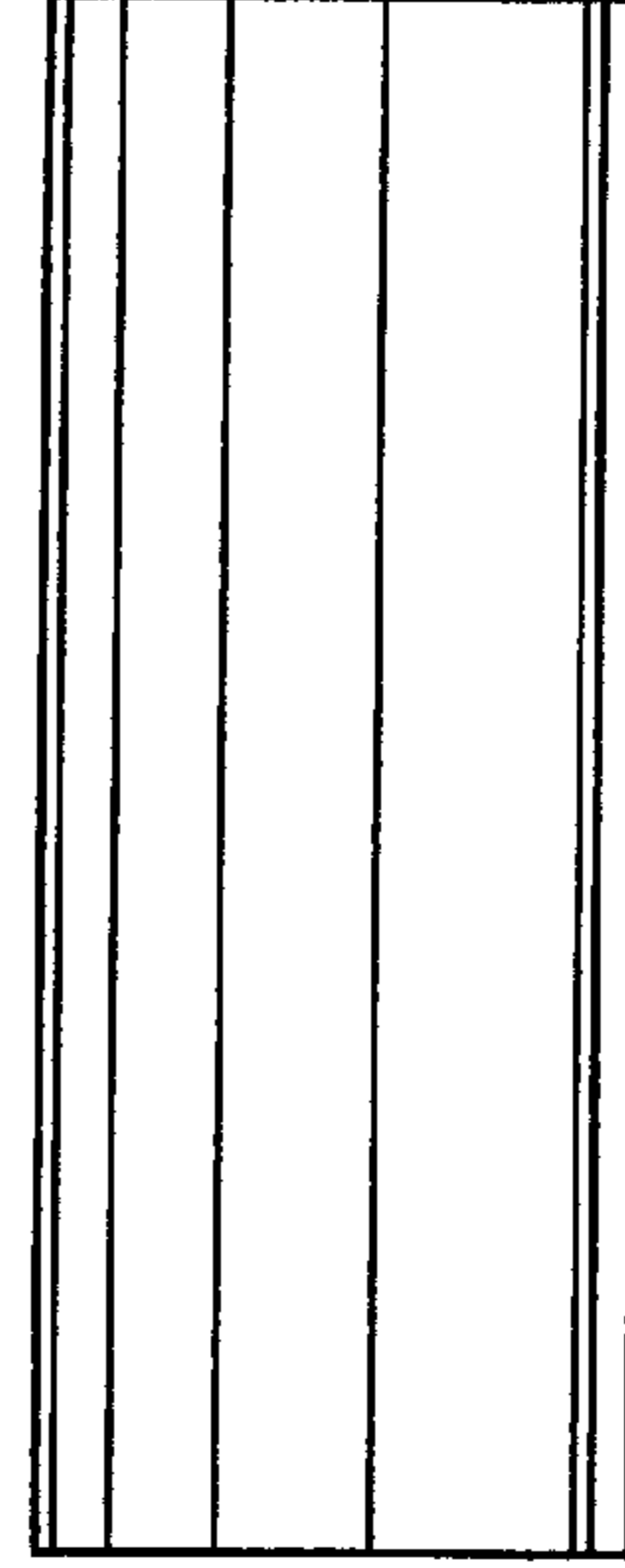


FIG. 3