



US00D487113S

(12) **United States Design Patent**
Kent

(10) **Patent No.:** **US D487,113 S**

(45) **Date of Patent:** **** Feb. 24, 2004**

(54) **WRITING INSTRUMENT**

(75) Inventor: **Michael Kent**, Cheshire, CT (US)

(73) Assignee: **BIC Corporation**, Milford, CT (US)

(**) Term: **14 Years**

(21) Appl. No.: **29/172,441**

(22) Filed: **Dec. 12, 2002**

(51) **LOC (7) Cl.** **19-06**

(52) **U.S. Cl.** **D19/43; D19/51**

(58) **Field of Search** D19/35, 36, 41-51,
D19/53-58, 81-85; 401/6, 7, 88, 98, 196,
202, 198, 209, 213, 243-247, 261, 262;
D14/411

(56) **References Cited**

U.S. PATENT DOCUMENTS

D82,309 S	*	10/1930	Bloser	D19/43
D377,051 S	*	12/1996	Takemura	D19/51
D423,580 S	*	4/2000	Ellison	D19/54
D441,793 S	*	5/2001	Takemura	D19/51
D445,826 S	*	7/2001	Baudino et al.	D19/43
D446,213 S	*	8/2001	Chen et al.	D14/411
D449,856 S	*	10/2001	Matsuzaki et al.	D19/43
D452,879 S	*	1/2002	Koike	D19/43
D456,842 S	*	5/2002	Ono	D19/36
D471,930 S	*	3/2003	Stropkay et al.	D19/51
D472,922 S	*	4/2003	Stropkay et al.	D19/43

OTHER PUBLICATIONS

BIC Stationary Products Catalog 2002/2003, p. 12. & photograph showing side elevational view (first sold Feb. 3, 2001).

* cited by examiner

Primary Examiner—Martie K. Holtje

(74) *Attorney, Agent, or Firm*—Pennie & Edmonds LLP

(57) **CLAIM**

The ornamental design for a writing instrument, as shown and described.

DESCRIPTION

FIG. 1 is a front, right, and top perspective view of an ornamental design for a writing instrument according to the present invention;

FIG. 2 is a front elevational view thereof;

FIG. 3 is a rear elevational view thereof;

FIG. 4 is a left side elevational view thereof, the right side elevational view being a mirror image thereof;

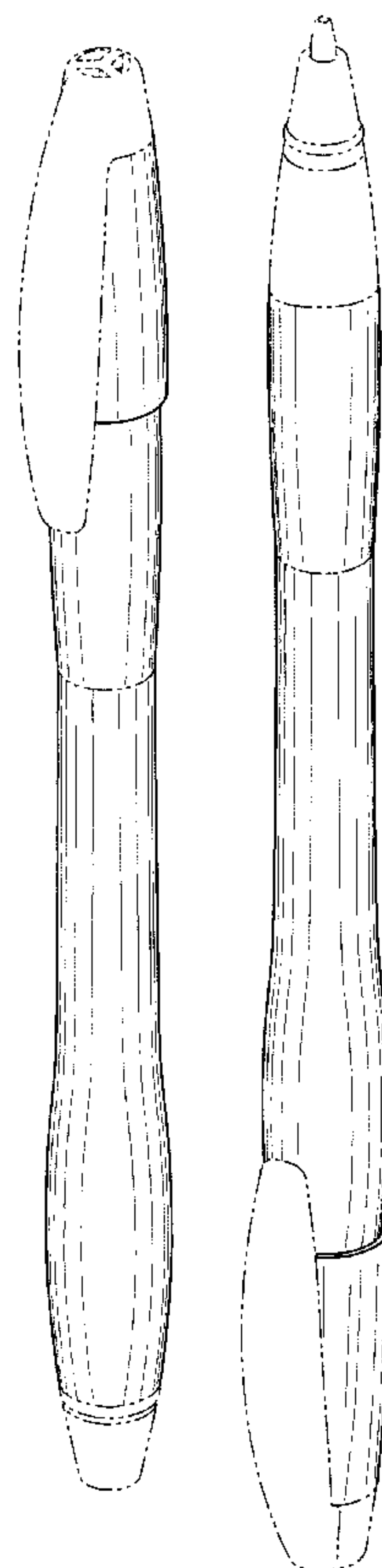
FIG. 5 is a top plan view thereof;

FIG. 6 is a bottom plan view thereof; and,

FIG. 7 is a perspective view of a writing instrument as in FIG. 1 in an exemplary use position.

All portions shown in broken lines are environmental and illustrative only and form no part of the claimed design.

1 Claim, 6 Drawing Sheets



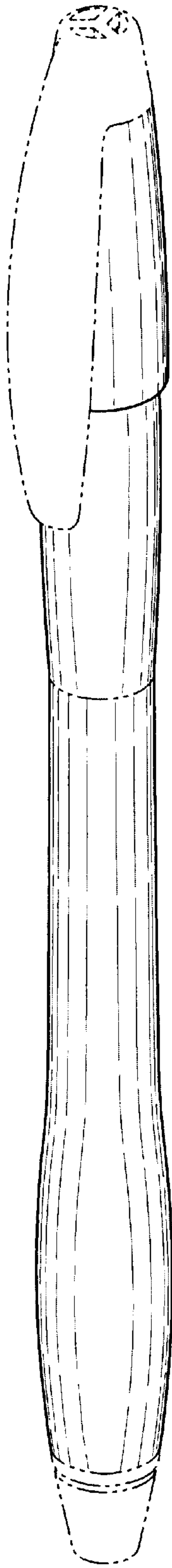


Fig. 1

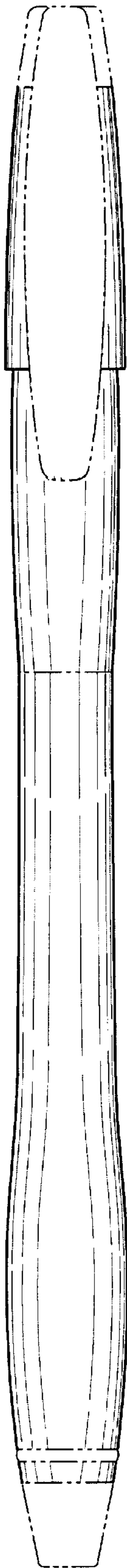


Fig. 2

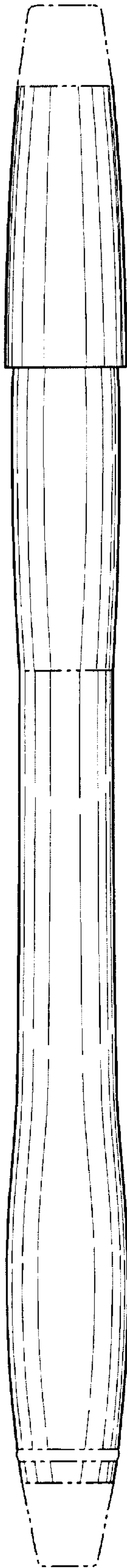


Fig. 3




Fig. 4

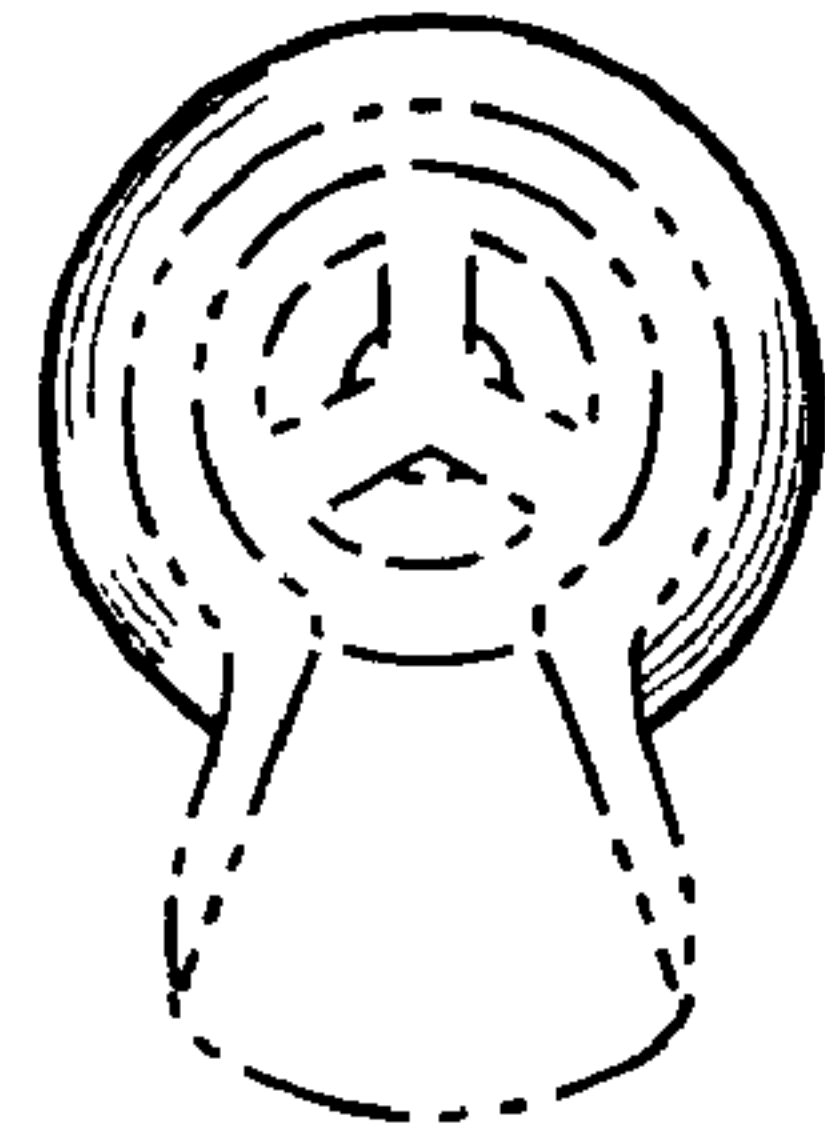


Fig. 5

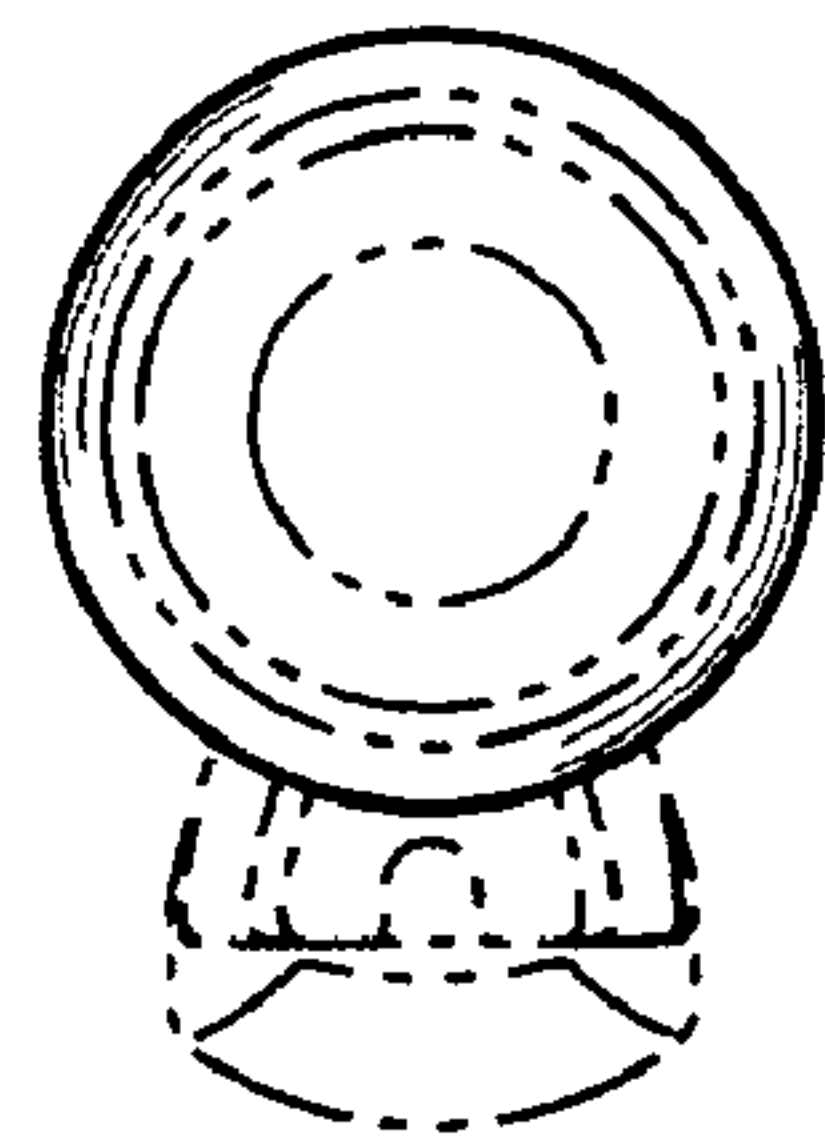


Fig. 6

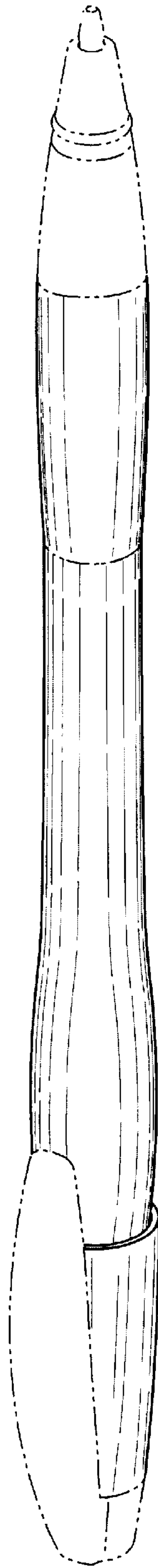


Fig. 7