



US00D487102S

(12) **United States Design Patent**
Suzuki

(10) **Patent No.:** **US D487,102 S**

(45) **Date of Patent:** **** Feb. 24, 2004**

(54) **CONDENSING LENS SYSTEM**

(76) **Inventor:** **Souhei Suzuki**, 1-12 Ebisu-choo,
Gifu-City, Gifu-Prefecture (JP)

(**) **Term:** **14 Years**

(21) **Appl. No.:** **29/165,766**

(22) **Filed:** **Aug. 15, 2002**

(51) **LOC (7) Cl.** **16-06**

(52) **U.S. Cl.** **D16/134**

(58) **Field of Search** D16/134; 359/601,
359/642, 456, 457, 453; 349/56, 5; 136/246,
254; 264/284

(56) **References Cited**

U.S. PATENT DOCUMENTS

3,615,853 A *	10/1971	Paine	136/246
5,751,478 A *	5/1998	Yoshimura et al.	359/453
6,031,179 A *	2/2000	O'Neill	136/246
6,256,153 B1 *	7/2001	Suzui	359/642
6,304,378 B1 *	10/2001	Clausen	359/456
6,368,539 B1 *	4/2002	Greenfield et al.	264/284
6,545,813 B1 *	4/2003	Matthies et al.	359/456 X
6,552,760 B1 *	4/2003	Gotoh et al.	349/56

* cited by examiner

Primary Examiner—Paula A. Mortimer
(74) *Attorney, Agent, or Firm*—Kolisch Hartwell, P.C.

(57) **CLAIM**

The ornamental design for a condensing lens system, as shown and described.

DESCRIPTION

FIG. 1 is a front view of a first embodiment of a condensing lens system according to the present invention;
 FIG. 2 is a back view of the embodiment of FIG. 1;
 FIG. 3 is a right-side view of the embodiment of FIG. 1;
 FIG. 4 is a left-side view of the embodiment of FIG. 1;
 FIG. 5 is a top view of the embodiment of FIG. 1;
 FIG. 6 is a bottom view of the embodiment of FIG. 1;
 FIG. 7 is a partially cutaway, enlarged front view of the embodiment of FIG. 1; and,
 FIG. 8 is a partially cutaway, enlarged back view of the embodiment of FIG. 1.

The broken lines shown on the drawings are for illustrative purposes only and form no part of the claimed design.

1 Claim, 4 Drawing Sheets

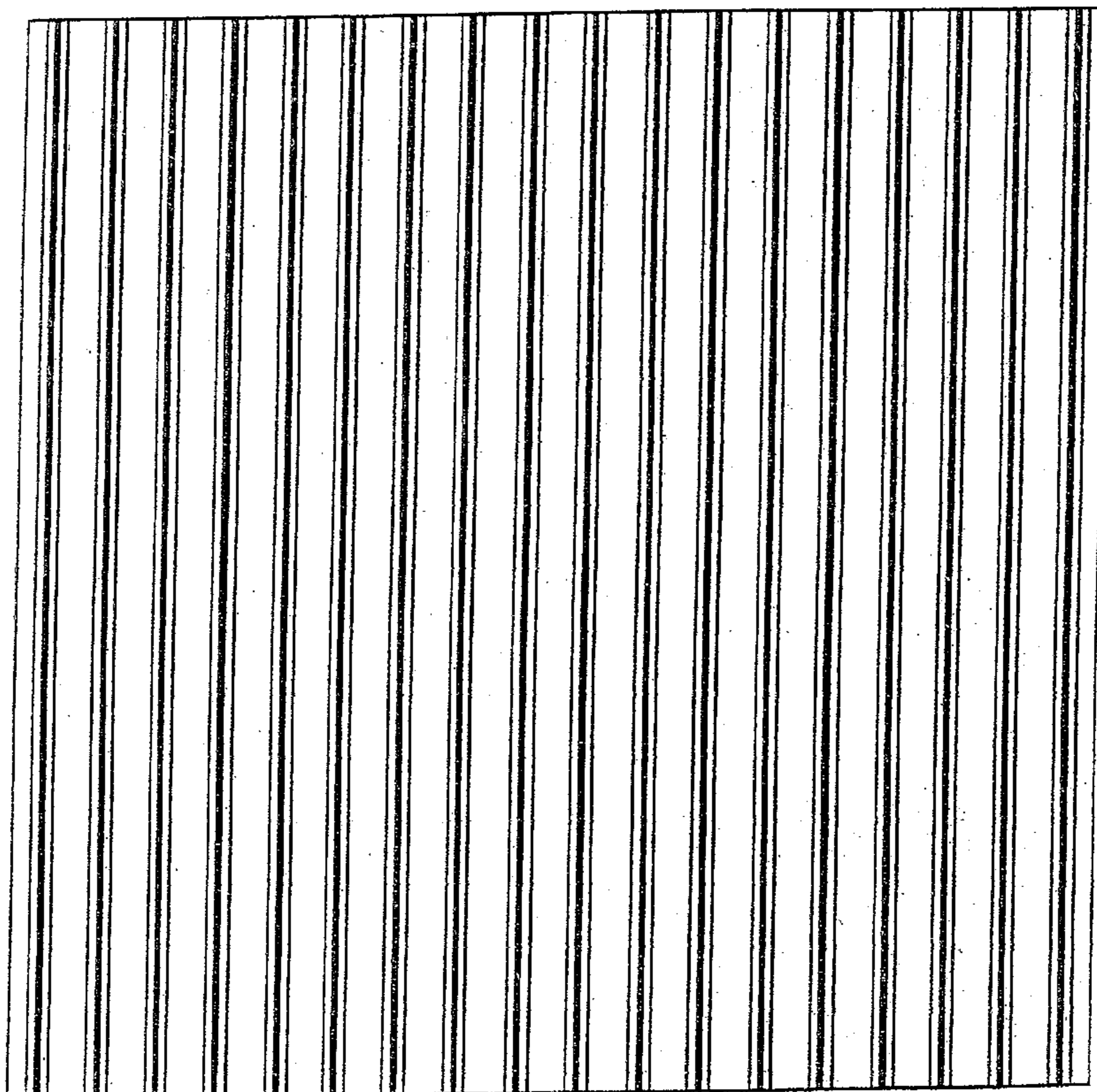


Fig. 1



Fig. 2



Fig. 3



Fig. 4



Fig. 5




Fig. 6




Fig. 7

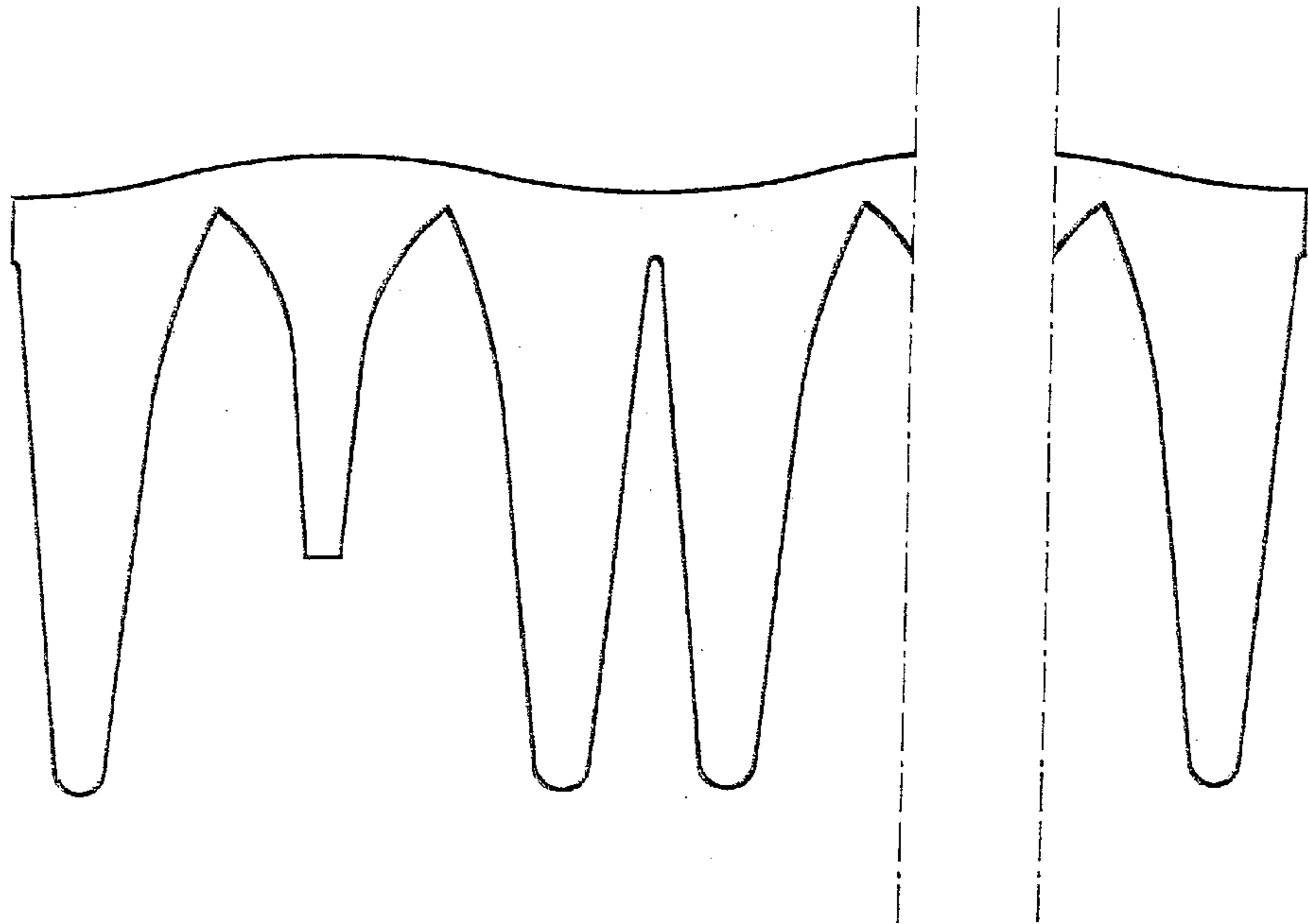


Fig. 8

