



US00D487085S

(12) **United States Design Patent**
Wilson et al.

(10) **Patent No.:** **US D487,085 S**

(45) **Date of Patent:** **** Feb. 24, 2004**

(54) **WIRELESS HANDHELD COMMUNICATION DEVICE WITH KEYBOARD**

6,278,442 B1 8/2001 Griffin et al. 345/169
D457,308 S 5/2002 Infanti D3/218
6,452,588 B2 9/2002 Griffin et al. 345/169

(75) Inventors: **Robert Fraser Wilson**, Vancouver (CA); **Robert Frank Marchetto**, Burnaby (CA)

* cited by examiner

Primary Examiner—Freda Nunn

(73) Assignee: **PerComm Inc.**, Burnaby (CA)

(74) *Attorney, Agent, or Firm*—Oyen Wiggs Green & Mutala

(**) Term: **14 Years**

(57) **CLAIM**

(21) Appl. No.: **29/172,192**

The ornamental design for a wireless handheld communication device with keyboard, as shown and described.

(22) Filed: **Dec. 9, 2002**

DESCRIPTION

(51) **LOC (7) Cl.** **14-02**

(52) **U.S. Cl.** **D14/346**

(58) **Field of Search** D14/341–346,
D14/191; D18/1, 2, 7; 235/145 A, 145 R;
341/22, 23; 345/156, 168, 169, 172, 173,
87; 349/12; 361/680–686

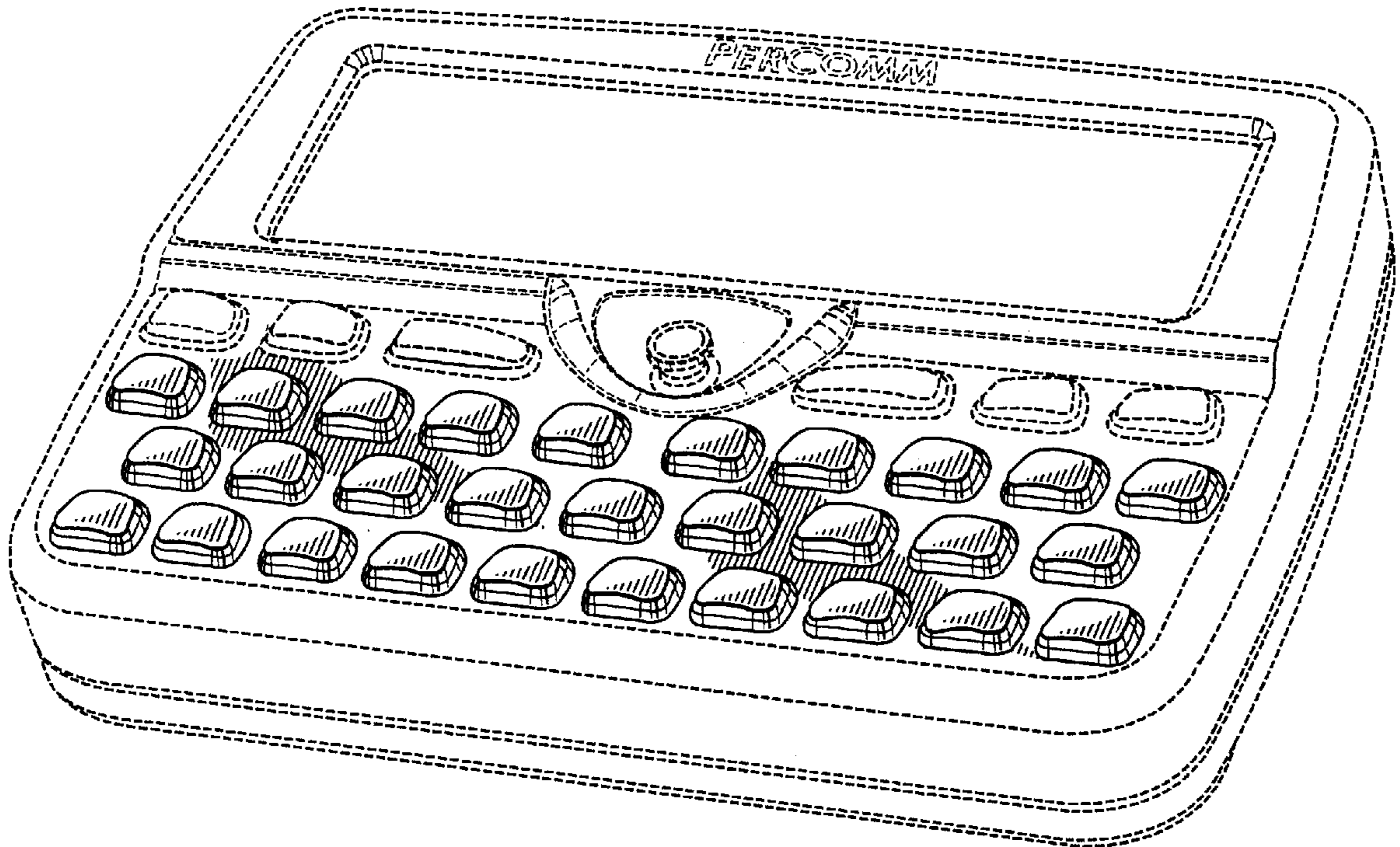
FIG. 1 is an isometric view of the wireless handheld communication device with keyboard;
FIG. 2 is a different isometric view thereof;
FIG. 3 is an elevated plane view of a front side thereof;
FIG. 4 is an elevated plane view of a back side thereof;
FIG. 5 is an elevated plane view of a left side thereof, the right side thereof being a mirror image of the left side;
FIG. 6 is an elevated plan view of a top side thereof; and,
FIG. 7 is an elevated plan view of a bottom side thereof.
The features shown in broken lines are for illustrative purposes only and form no part of the claimed design.

(56) **References Cited**

U.S. PATENT DOCUMENTS

D386,497 S * 11/1997 Huslig et al. D14/191
D416,256 S * 11/1999 Griffin et al. D14/191
D433,460 S 11/2000 Griffin et al. D21/329
D445,428 S 7/2001 Pattenden D14/488

1 Claim, 5 Drawing Sheets



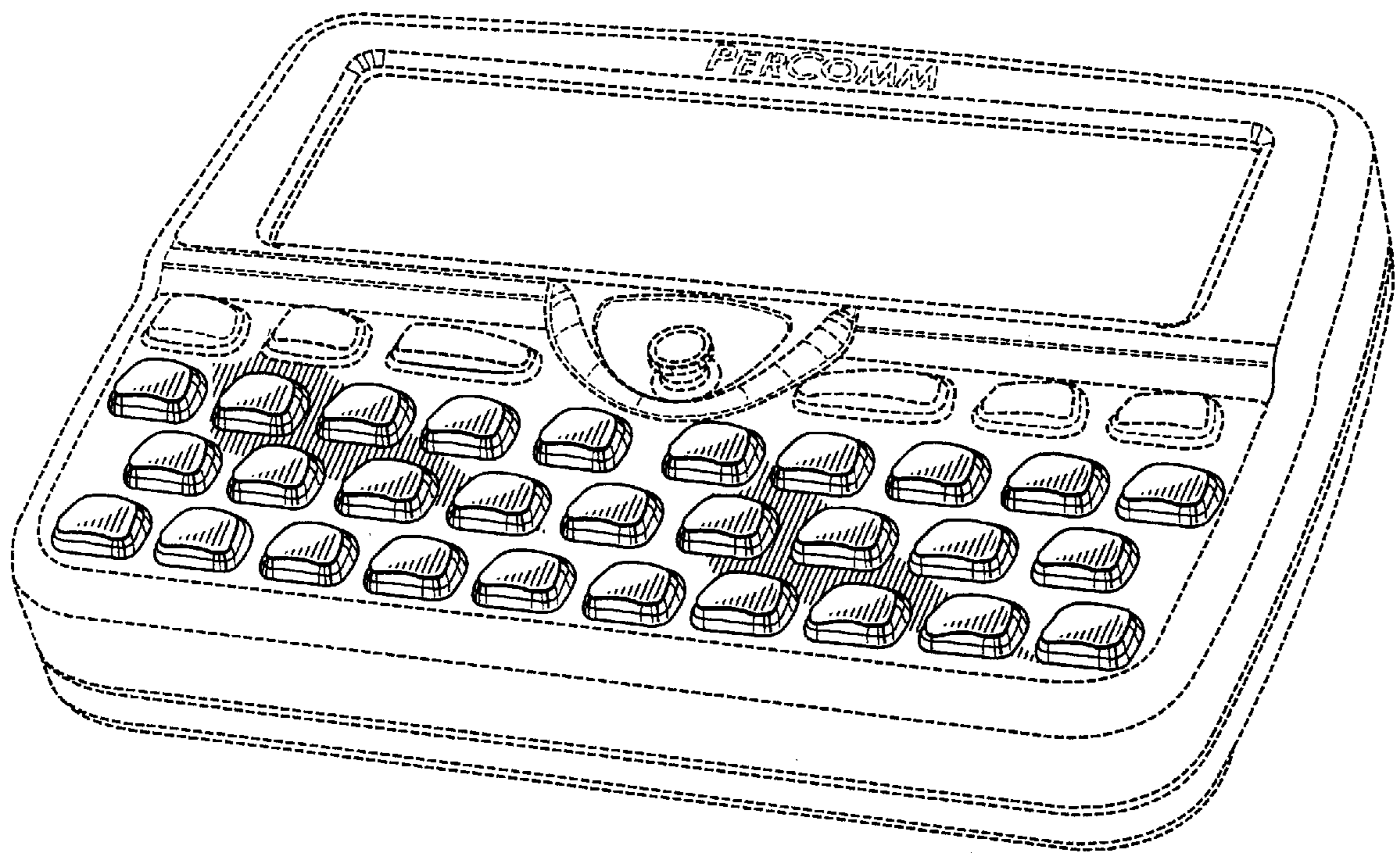


FIG. 1

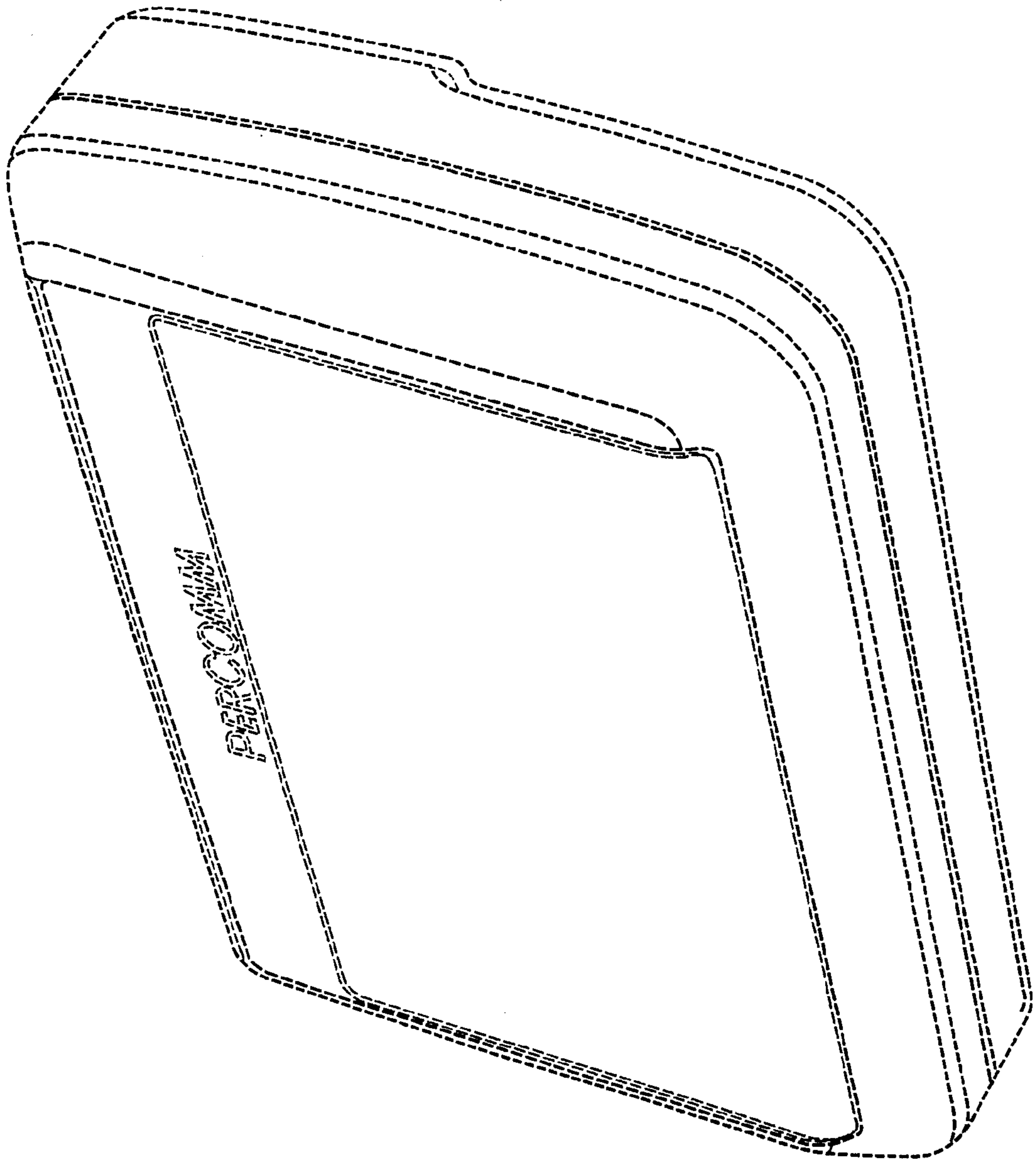


FIG. 2




FIG. 3

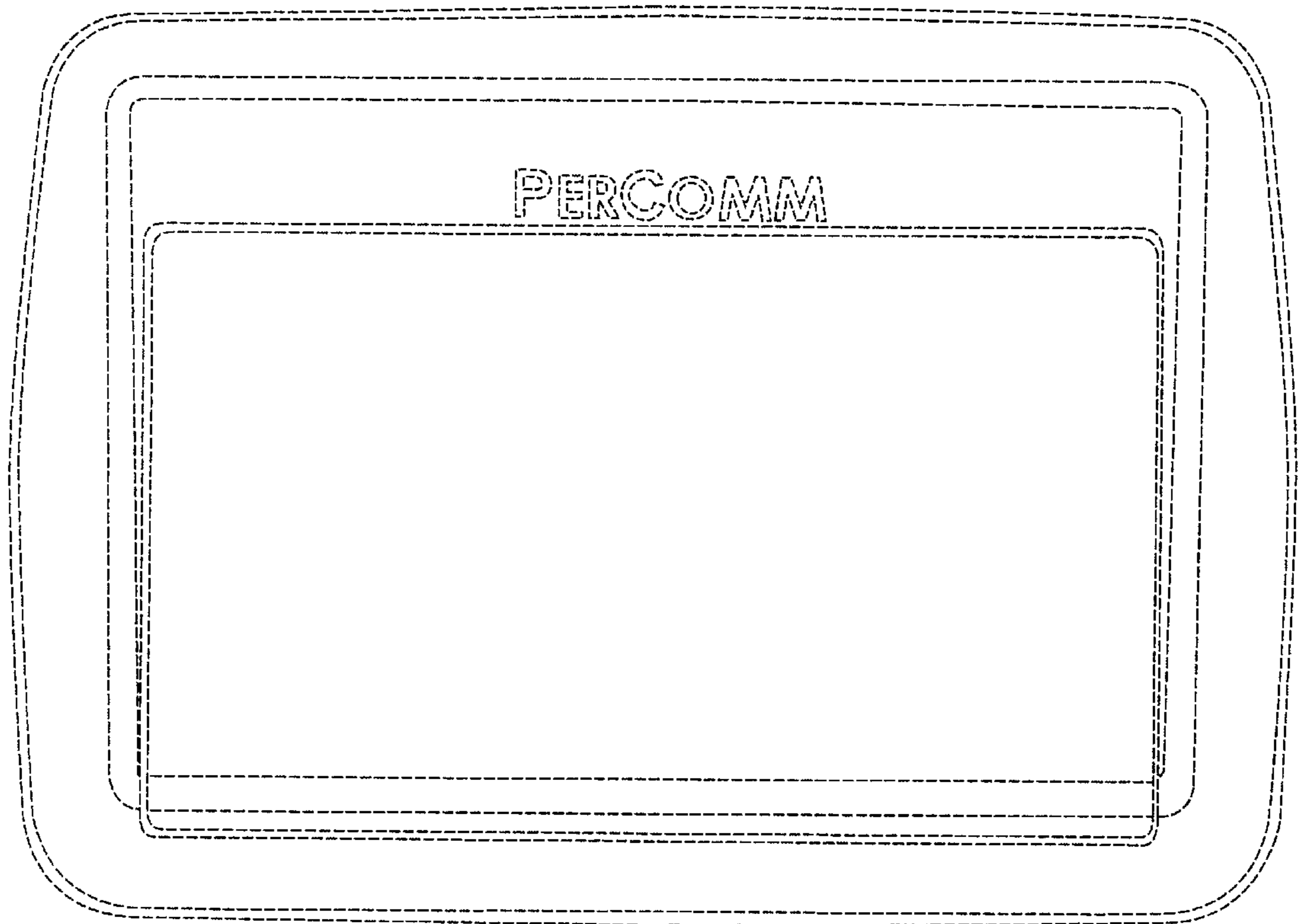


FIG. 4

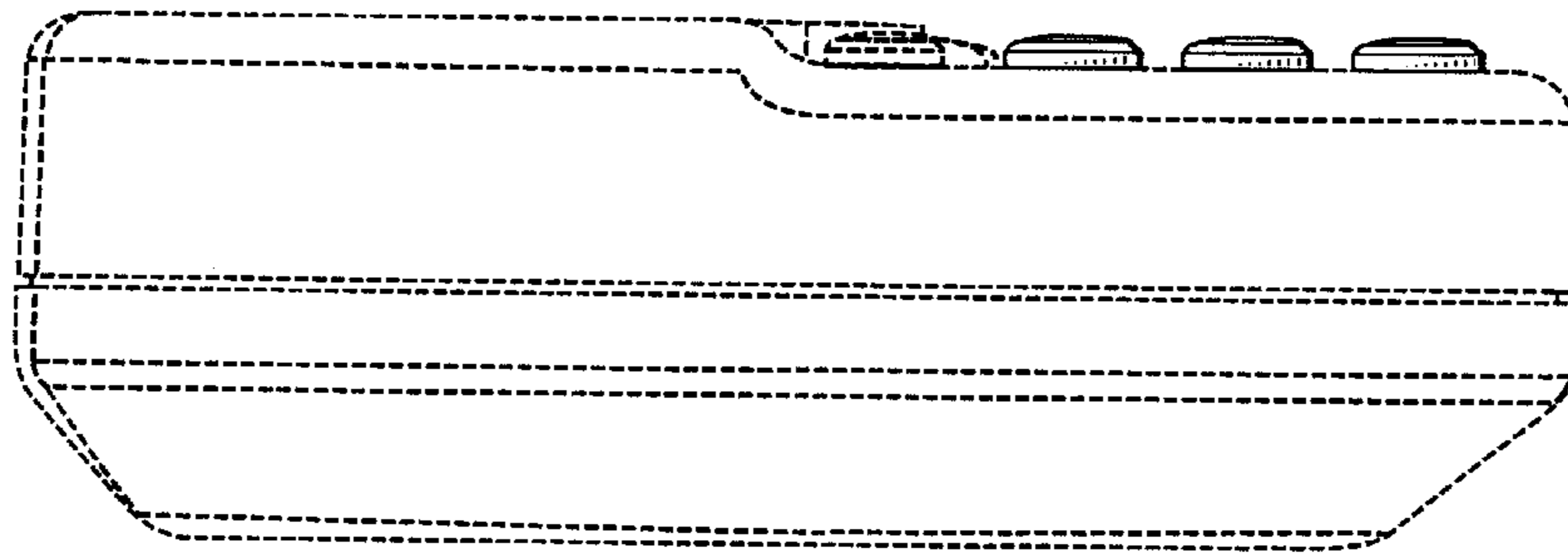


FIG. 5




FIG. 6




FIG. 7