



US00D487084S

(12) **United States Design Patent**
Kim et al.

(10) **Patent No.: US D487,084 S**

(45) **Date of Patent: ** Feb. 24, 2004**

(54) **HOUSING FOR A COMMUNICATION DEVICE OR SIMILAR ARTICLES**

(75) Inventors: **Catherine Sayim Kim**, Evanston, IL (US); **Christopher A. Arnholt**, Highland Park, IL (US); **Joshua D. Maruska**, Bellevue, WA (US); **Timothy J. Sutherland**, Gurnee, IL (US)

(73) Assignee: **Motorola, Inc.**, Schaumburg, IL (US)

(**) Term: **14 Years**

(21) Appl. No.: **29/175,217**

(22) Filed: **Jan. 31, 2003**

(51) **LOC (7) Cl. 14-03**

(52) **U.S. Cl. D14/248**

(58) **Field of Search** D14/137, 138, D14/218, 147-148, 247-248, 144, 341-347; 379/433.01-433.13, 419, 434, 428.01-428.04, 420.01-420.04, 440; 455/550.1-90.3; D21/517

(56) **References Cited**

U.S. PATENT DOCUMENTS

D377,351 S	*	1/1997	Toki et al.	D14/138
D396,713 S	*	8/1998	Nuovo et al.	D14/138
D398,931 S	*	9/1998	Nuovo et al.	D14/250
D405,785 S	*	2/1999	Vuolteenaho	D14/138
D406,585 S	*	3/1999	Vuolteenaho et al.	D14/138
D406,835 S	*	3/1999	Yamasaki	D14/138
D411,994 S	*	7/1999	Nakahara et al.	D14/138
D412,903 S	*	8/1999	Boyd	D14/138
D416,016 S	*	11/1999	Hughes et al.	D14/147
D416,913 S	*	11/1999	Kolinen	D14/250
D421,442 S	*	3/2000	Curtis et al.	D14/248
D428,001 S	*	7/2000	Curtis	D14/248
D429,708 S	*	8/2000	Kodera et al.	D14/138
D430,129 S	*	8/2000	Sillers	D14/147
D434,017 S	*	11/2000	Warren et al.	D14/138

D434,742 S	*	12/2000	Elkins et al.	D14/138
D435,027 S	*	12/2000	Wolf et al.	D14/138
D440,952 S	*	4/2001	Carvalho	
D442,930 S	*	5/2001	Nguyen et al.	D14/138
D446,196 S	*	8/2001	Chamberlain et al.	D14/137
D447,468 S	*	9/2001	Nakahara et al.	D14/138
D455,740 S	*	4/2002	Salmi et al.	D14/248
D456,800 S	*	5/2002	Rade	D14/248
D458,251 S	*	6/2002	Vuolteenaho et al.	D14/248
D458,595 S	*	6/2002	Yin et al.	D14/138
D460,057 S	*	7/2002	Hunt	D14/138
D460,445 S	*	7/2002	Nguyen et al.	D14/250
D460,755 S	*	7/2002	Cleary et al.	D14/250
D462,345 S	*	9/2002	Kim et al.	D14/248
D468,280 S	*	1/2003	Kim et al.	D14/138
D468,714 S	*	1/2003	Maruska et al.	D14/138
D469,416 S	*	1/2003	Nam	D14/138
D470,467 S	*	2/2003	Maruska et al.	D14/138
D472,895 S	*	4/2003	Ribeiro et al.	D14/248
D479,711 S	*	9/2003	Chen et al.	D14/138
D480,698 S	*	10/2003	Slipy et al.	D14/147

* cited by examiner

Primary Examiner—Jeffrey Asch

(74) *Attorney, Agent, or Firm*—Randall S. Vaas

(57) **CLAIM**

The ornamental design for a housing for a communication device or similar articles, as shown.

DESCRIPTION

FIG. 1 is a front, side and bottom perspective view of an ornamental design for a housing for a communication device or similar articles.

FIG. 2 is a first side elevation view of FIG. 1.

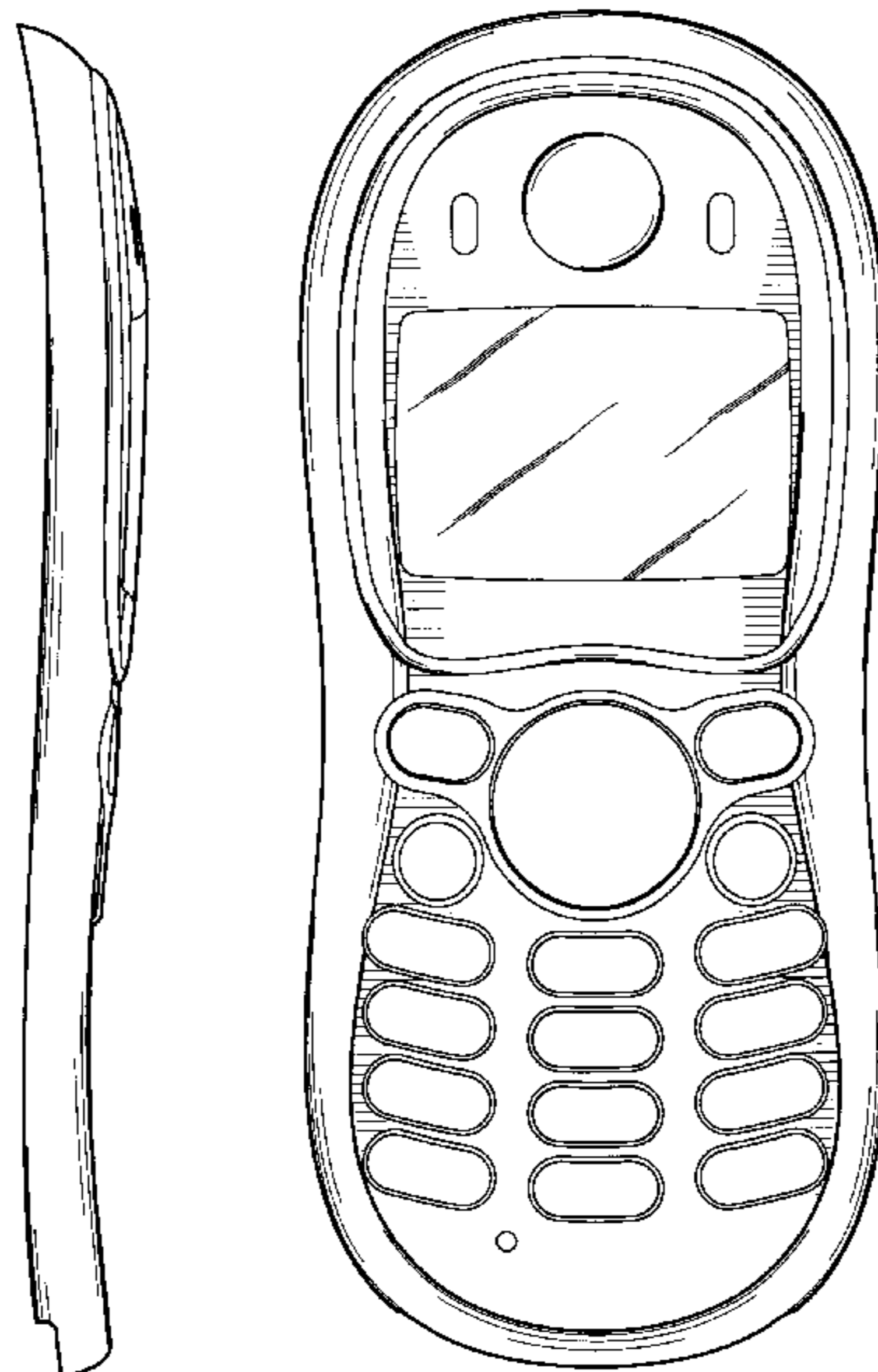
FIG. 3 is a front elevation view of FIG. 1.

FIG. 4 is a bottom plan view of FIG. 1.

FIG. 5 is a top plan view of FIG. 1; and,

FIG. 6 is a second side elevation view of FIG. 1.

1 Claim, 3 Drawing Sheets






FIG. 1

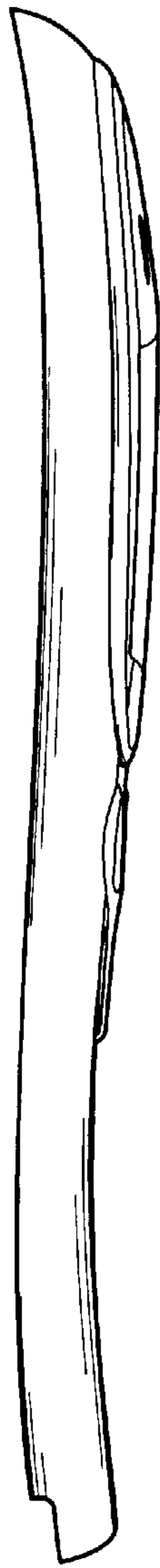


FIG. 2

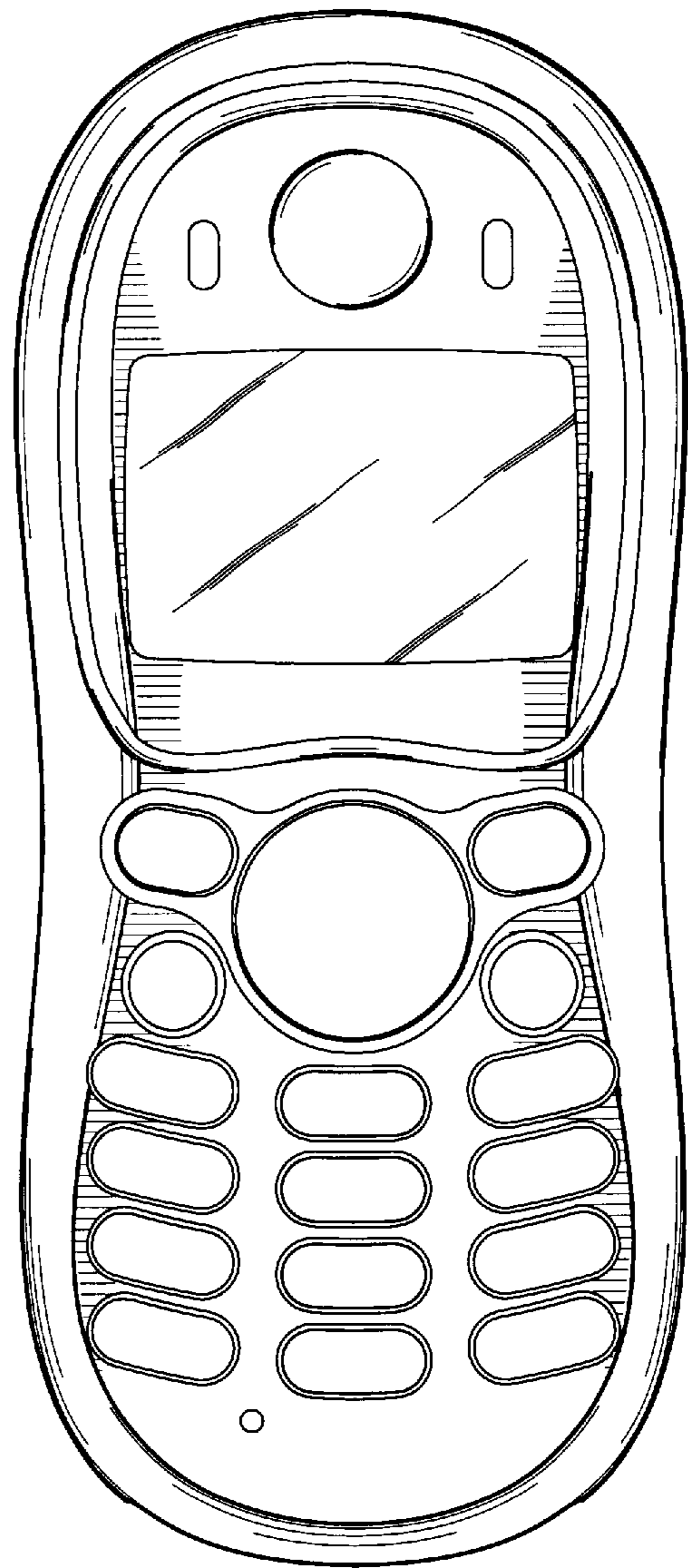


FIG. 3




FIG. 4



FIG. 5



FIG. 6