



US00D487052S

(12) **United States Design Patent**
Toyozawa et al.

(10) **Patent No.:** **US D487,052 S**

(45) **Date of Patent:** **** Feb. 24, 2004**

(54) **TIRE TREAD**

(75) Inventors: **Yumiko Toyozawa**, Aishiya (JP);
Toshiyuki Matsunami, Osaka (JP)

(73) Assignee: **The Goodyear Tire & Rubber Company**, Akron, OH (US)

(**) Term: **14 Years**

(21) Appl. No.: **29/183,740**

(22) Filed: **Jun. 17, 2003**

(51) **LOC (7) Cl.** **12-15**

(52) **U.S. Cl.** **D12/535**

(58) **Field of Search** D12/534, 535,
D12/536, 569, 570, 571; 152/209.1, 209.8,
209.11, 209.28

(56) **References Cited**

U.S. PATENT DOCUMENTS

- D347,414 S * 5/1994 Haas et al. D12/535
- 6,311,747 B1 * 11/2001 Armellin et al. 152/209.11
- D466,473 S * 12/2002 Steinbach D12/535

* cited by examiner

Primary Examiner—Robert M. Spear
(74) *Attorney, Agent, or Firm*—David L. King

(57) **CLAIM**

The ornamental Design for a tire tread, as shown and described.

DESCRIPTION

FIG. 1 is a perspective view of a tire tread showing our new design, it being understood that the pattern repeats uniformly throughout the circumference of the tread;

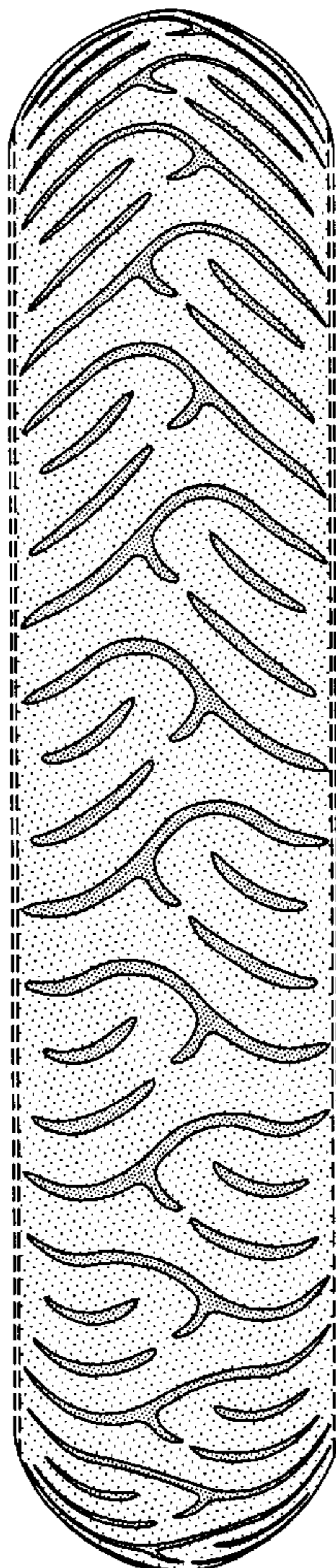
FIG. 2 is a front elevational view thereof;

FIG. 3 is a right side elevational view thereof; the opposite side elevational view being a mirror image thereof; and,

FIG. 4 is an enlarged fragmentary front elevational view thereof.

In the drawings, the broken lines defining the sidewall, inner bead and the peripheral boundary between the tire tread and the sidewall are for illustrative purposes only and form no part of the claimed design.

1 Claim, 4 Drawing Sheets



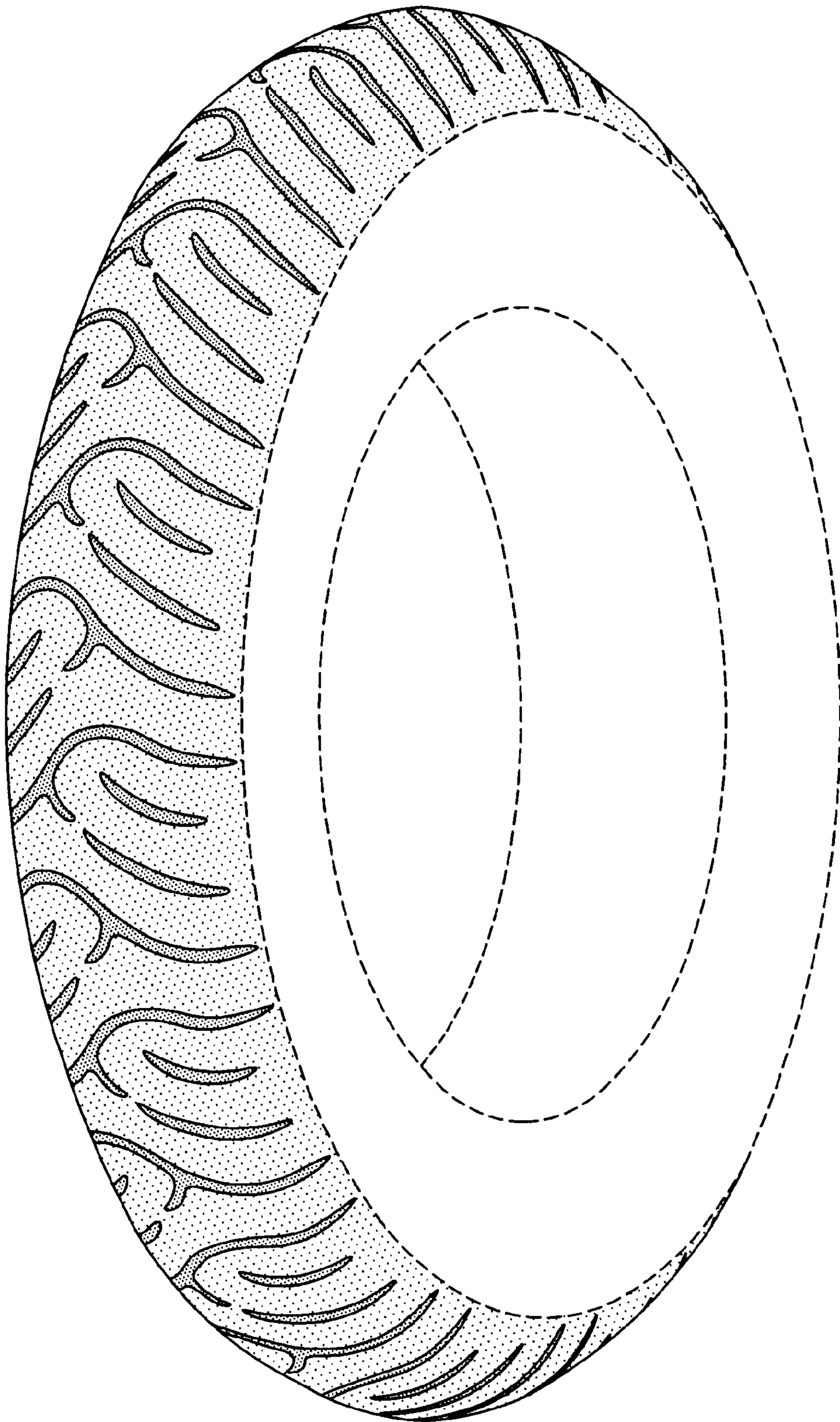


FIG-1

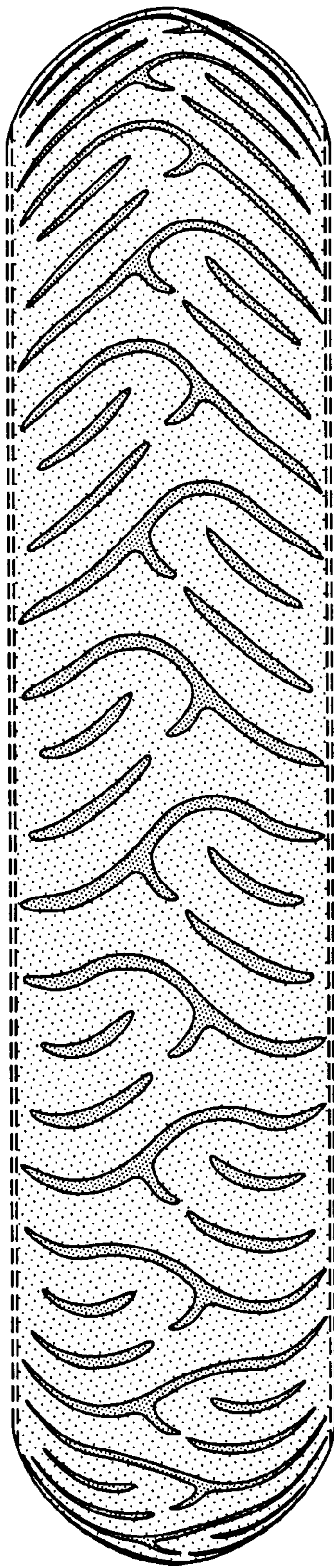


FIG-2

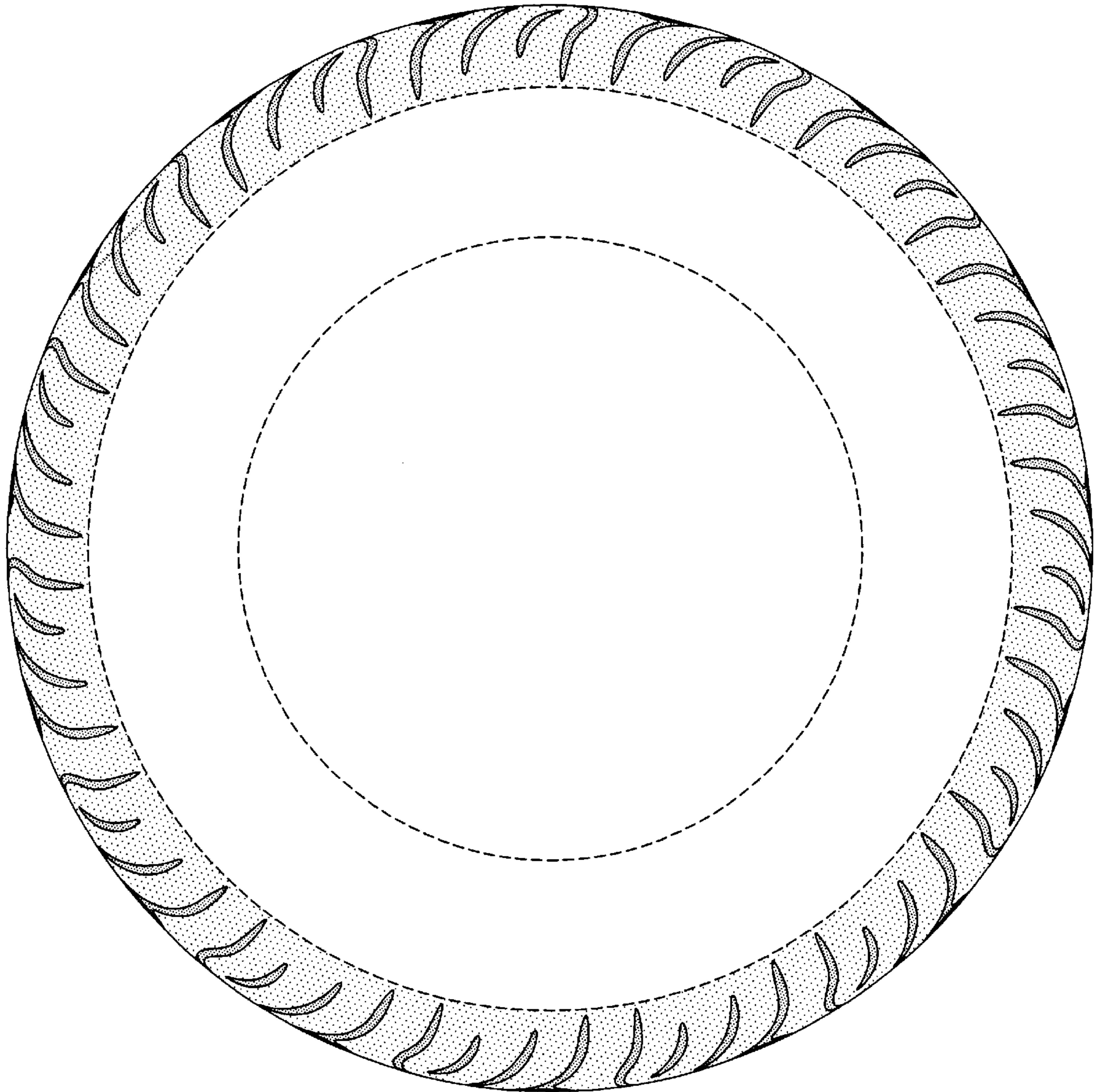


FIG-3




FIG-4