



US00D487042S

(12) **United States Design Patent**
Hussaini et al.

(10) **Patent No.:** **US D487,042 S**

(45) **Date of Patent:** **** Feb. 24, 2004**

(54) **FLOOR MAT**

(75) **Inventors:** **Saied Hussaini**, Miami, FL (US); **Marc Iacovelli**, Miami, FL (US); **Edwin Guadalupe**, Miami, FL (US)

(73) **Assignee:** **Rally Manufacturing, Inc.**, Miami, FL (US)

(**) **Term:** **14 Years**

(21) **Appl. No.:** **29/182,084**

(22) **Filed:** **May 21, 2003**

(51) **LOC (7) Cl.** **12-16**

(52) **U.S. Cl.** **D12/203**

(58) **Field of Search** D12/203; D6/582-586, D6/592; 296/97.23; 15/215-217; 428/141; 280/163, 164.1

(56) **References Cited**

U.S. PATENT DOCUMENTS

3,526,016	A	*	9/1970	Stata	D12/203
D226,375	S	*	2/1973	Wells et al.	D12/203
D232,533	S	*	8/1974	Wells	D12/203
D358,571	S	*	5/1995	Thundercloud	D12/203
D408,342	S	*	4/1999	Yang	D12/203

D433,367	S	*	11/2000	Iacovelli	D12/203
D442,530	S	*	5/2001	Lu	D12/203
D445,748	S	*	7/2001	Iacovelli et al.	D12/203
D469,726	S	*	2/2003	Kraines	D12/203
D476,279	S	*	6/2003	Horowitz	D12/203

* cited by examiner

Primary Examiner—Stacia Cadmus

(74) *Attorney, Agent, or Firm*—Liniak, Berenato & White

(57) **CLAIM**

The ornamental design for a floor mat, as shown and described.

DESCRIPTION

FIG. 1 is a front view of the floor mat according to the present invention.

FIG. 2 is a rear view of the floor mat of FIG. 1.

FIG. 3 is a left side view of the floor mat of FIG. 1.

FIG. 4 is a right side view of the floor mat of FIG. 1.

FIG. 5 is a top view of the floor mat of FIG. 1.

FIG. 6 is a bottom view of the floor mat of FIG. 1; and,

FIG. 7 is a front and left elevational perspective view of the floor mat of FIG. 1.

The broken line showing of environment is for illustrative purposes only and forms no part of the claimed design.

1 Claim, 5 Drawing Sheets




Fig. 1




Fig. 2

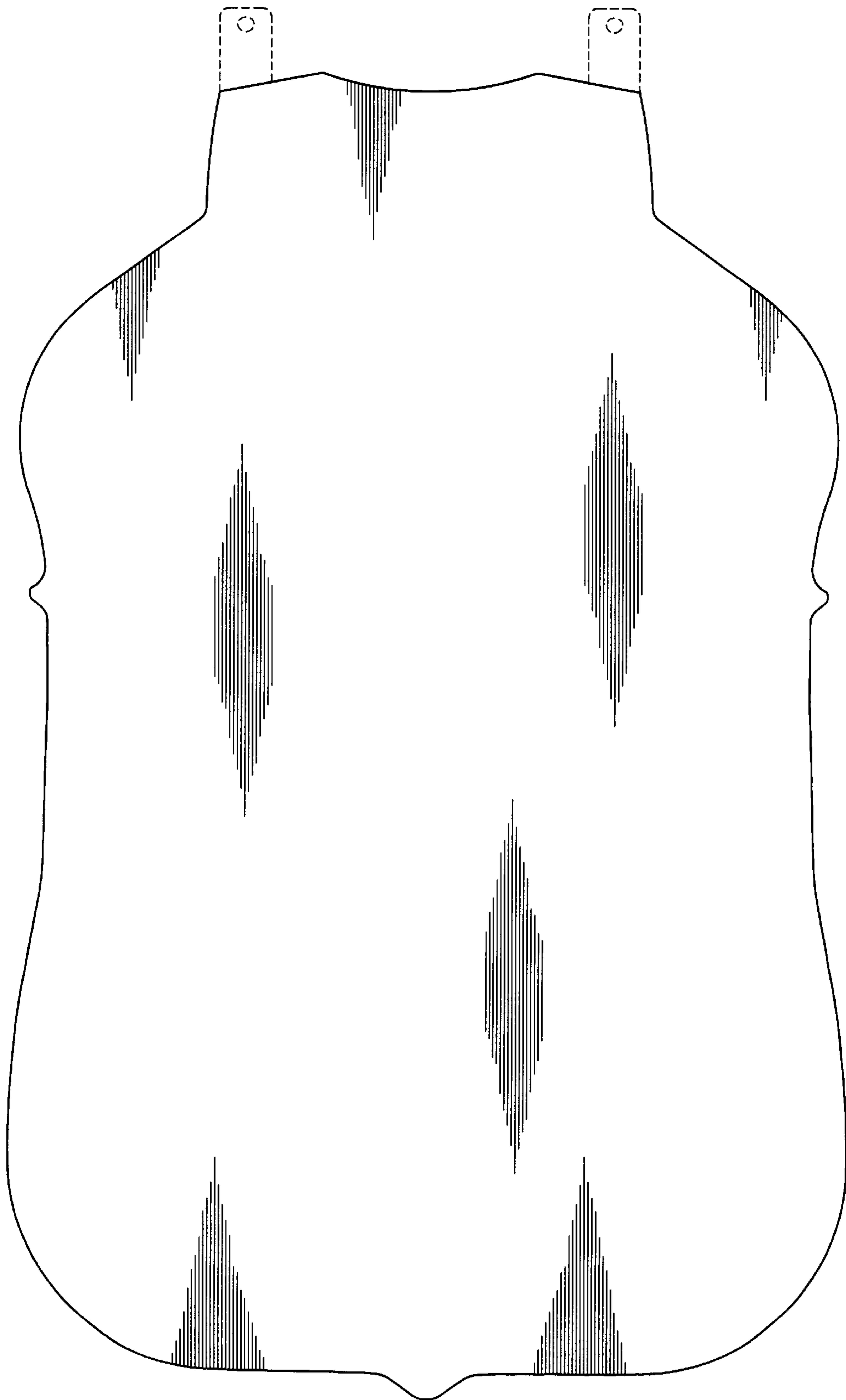


Fig. 3



Fig. 4



Fig. 5




Fig. 6



Fig. 7

