



US00D487040S

(12) **United States Design Patent**
Iwata

(10) **Patent No.:** **US D487,040 S**

(45) **Date of Patent:** **** Feb. 24, 2004**

(54) **AIR SPOILER**

(75) **Inventor:** **Kazuhiko Iwata, Tokyo (JP)**

(73) **Assignee:** **Il Salotto, Co., Ltd., Tokyo (JP)**

(**) **Term:** **14 Years**

(21) **Appl. No.:** **29/174,325**

(22) **Filed:** **Jan. 16, 2003**

(30) **Foreign Application Priority Data**

Oct. 21, 2002 (JP) 2002-028561

(51) **LOC (7) Cl.** **12-16**

(52) **U.S. Cl.** **D12/181**

(58) **Field of Search** D12/181, 191,
D12/196; 160/133, DIG. 1; 280/848; 296/180.1,
180.2, 82, 208, 180.3-180.5

(56) **References Cited**

U.S. PATENT DOCUMENTS

- D377,160 S * 1/1997 Murkett D12/181
- D377,331 S * 1/1997 Murkett D12/181
- D409,963 S * 5/1999 Mobius et al. D12/181
- 5,934,740 A * 8/1999 Moebius et al. 296/180.1
- D433,976 S * 11/2000 Hatter D12/181

- D435,817 S * 1/2001 Lai D12/181
- D441,331 S * 5/2001 Hatter D12/181
- D467,843 S * 12/2002 Hatter D12/181
- D473,831 S * 4/2003 Saleen D12/181

* cited by examiner

Primary Examiner—Stacia Cadmus

(74) *Attorney, Agent, or Firm*—McGinn & Gibb, PLLC

(57) **CLAIM**

The ornamental design of an air spoiler, as shown and described.

DESCRIPTION

FIG. 1 is a top plan view of an air spoiler, showing my new design; and

FIG. 2 is a front view thereof;


FIG. 3 is a rear view thereof;

FIG. 4 is a bottom view thereof;

FIG. 5 is a right side view thereof, it being understood that the left side is a mirror image thereof; and,

FIG. 6 is a reduced perspective view thereof, shown in its position of use. The broken line showing of environment is for illustrative purposes only and forms no part of the claimed design.

1 Claim, 3 Drawing Sheets






FIG. 1




FIG. 2




FIG.3

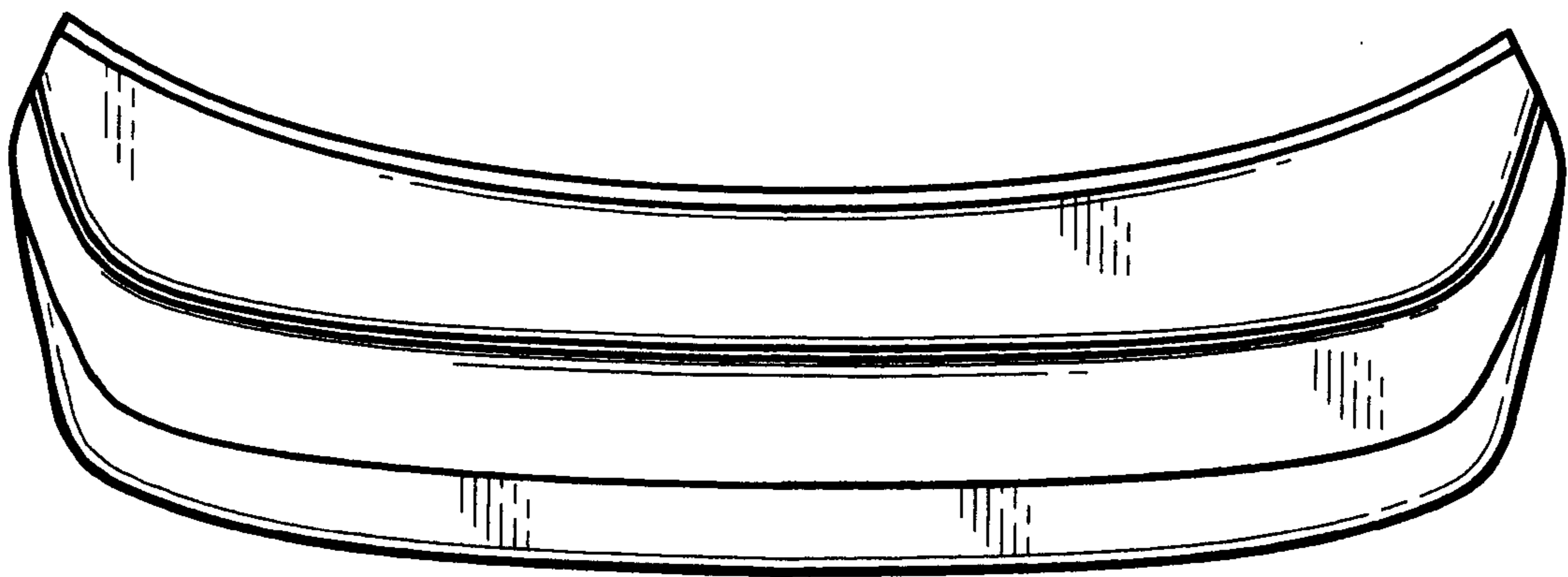


FIG.4




FIG. 5




FIG. 6