



US00D487032S

(12) **United States Design Patent**
Poole et al.

(10) **Patent No.:** **US D487,032 S**

(45) **Date of Patent:** **** Feb. 24, 2004**

(54) **SETTING FOR GEMSTONE OR OTHER TYPE OF JEWELRY**

(75) **Inventors:** **Sonia Di Maria Poole**, Scottsdale, AZ (US); **Sandro Di Maria**, Milan (IT); **Sergio Di Maria**, Pioltello (IT)

(73) **Assignee:** **Hairdiamond, Inc.**, Scottsdale, AZ (US)

(**) **Term:** **14 Years**

2,033,943 A	3/1936	Lely
2,455,715 A	12/1948	Webster
2,586,787 A	2/1952	Conto et al.
2,924,228 A	2/1960	McGee
4,741,179 A	5/1988	McConnell, Jr.
4,979,276 A	12/1990	Chimento
D317,663 S	6/1991	Calderon
5,271,421 A	12/1993	Videtzky
5,458,109 A	10/1995	Tu
5,495,861 A	3/1996	Lieberman

(List continued on next page.)

(21) **Appl. No.:** **29/124,259**

(22) **Filed:** **Jun. 5, 2000**

(51) **LOC (7) Cl.** **11-01**

(52) **U.S. Cl.** **D11/91**

(58) **Field of Search** D11/89, 90, 91,
D11/1, 2, 3, 40-43, 44-50, 78; 63/33, 26,
29.1; 132/276, 278, 273, 274, 275; D28/29-39,
40, 41, 42, 43

FOREIGN PATENT DOCUMENTS

AT	21439	4/1905
DE	953460	11/1956
EP	381 831	8/1990
FR	459448	9/1913
GB	24217	11/1901
GB	14630	7/1908
GB	21486	9/1910
GB	633226	12/1949
JP	3-284210	12/1991

(56) **References Cited**

U.S. PATENT DOCUMENTS

238,611 A	3/1881	Ryder
250,082 A	11/1881	Lawrence
253,667 A	2/1882	Bergfels
280,726 A	7/1883	Dutemple
401,649 A	4/1889	Hackett
464,810 A	12/1891	Bonner
482,257 A	9/1892	Larkin
649,465 A	5/1900	Littell
651,764 A	6/1900	Mullinix
666,860 A	1/1901	Buzzacott
672,816 A	4/1901	Bassett
674,303 A	5/1901	Morgan
680,873 A	8/1901	Lord
714,431 A	11/1902	Allen
837,615 A	12/1906	Dover
1,039,910 A	10/1912	Degenhardt
D44,635 S	9/1913	Fleischmann
1,515,997 A	2/1924	Chappel
1,725,125 A	8/1929	Bartley
1,864,371 A	6/1932	Prussian

Primary Examiner—Cathy Anne MacCormac

(74) *Attorney, Agent, or Firm*—Susan S. Rosenfield; Fennemore Craig, P.C.

(57) **CLAIM**

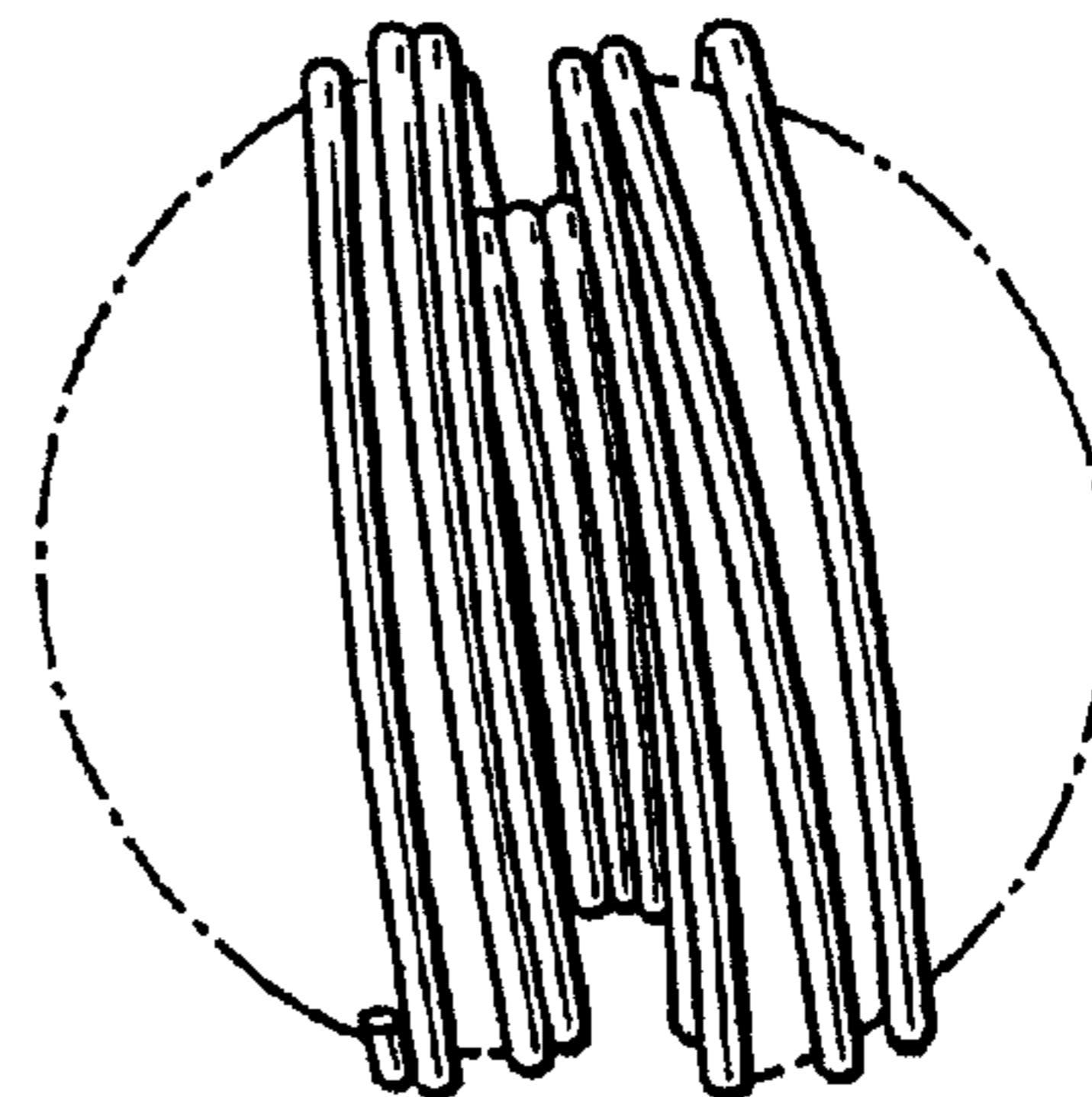
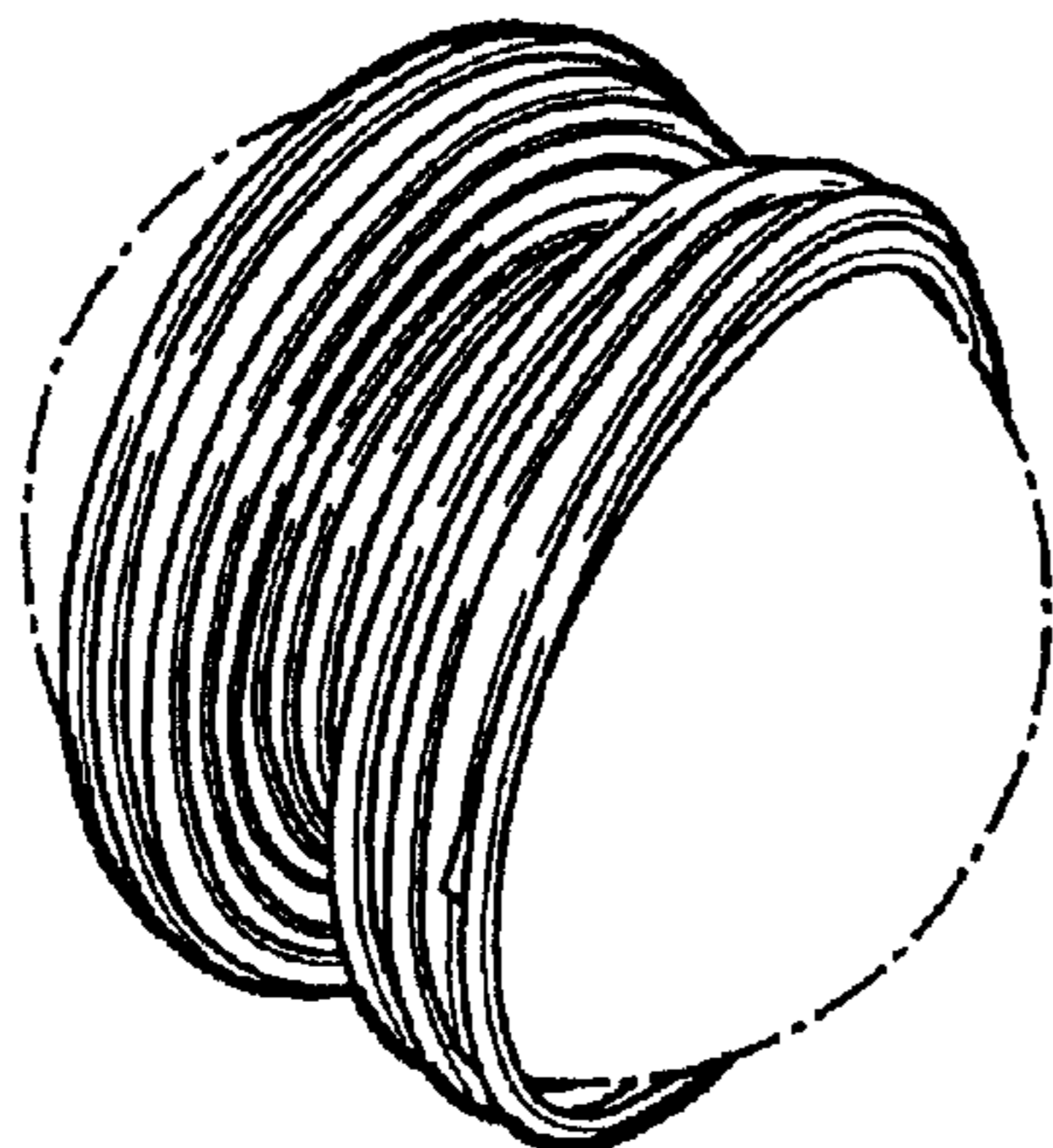
The ornamental design for a setting for gemstone or other type of jewelry, as shown and described.

DESCRIPTION

FIG. 1 is a top and right front perspective view of a setting for gemstone or other type of jewelry, showing our design; FIG. 2 is a front elevational view thereof, the rear elevational view being a mirror image of the front view shown; and, FIG. 3 is a right side elevational view thereof, the left side elevational view being a mirror image of the side view shown.

The broken lines showing the stones in FIG. 1-3 are for purposes of illustration only and form no part of the claimed design.

1 Claim, 1 Drawing Sheet



US D487,032 S

Page 2

U.S. PATENT DOCUMENTS

D372,338 S	7/1996	Engel et al.	5,722,613 A	*	3/1998	Michael	242/600
5,530,970 A	7/1996	Knutson	5,878,755 A		3/1999	Crabtree et al.	
5,533,363 A	7/1996	Callisto	6,003,521 A	*	12/1999	Huang	132/277
D374,306 S	10/1996	Query	D433,186 S	*	10/2000	LeCrone et al.	D28/39
5,564,445 A	10/1996	Query	6,164,292 A	*	12/2000	Poole et al.	132/277
5,638,700 A	6/1997	Shechter					

* cited by examiner

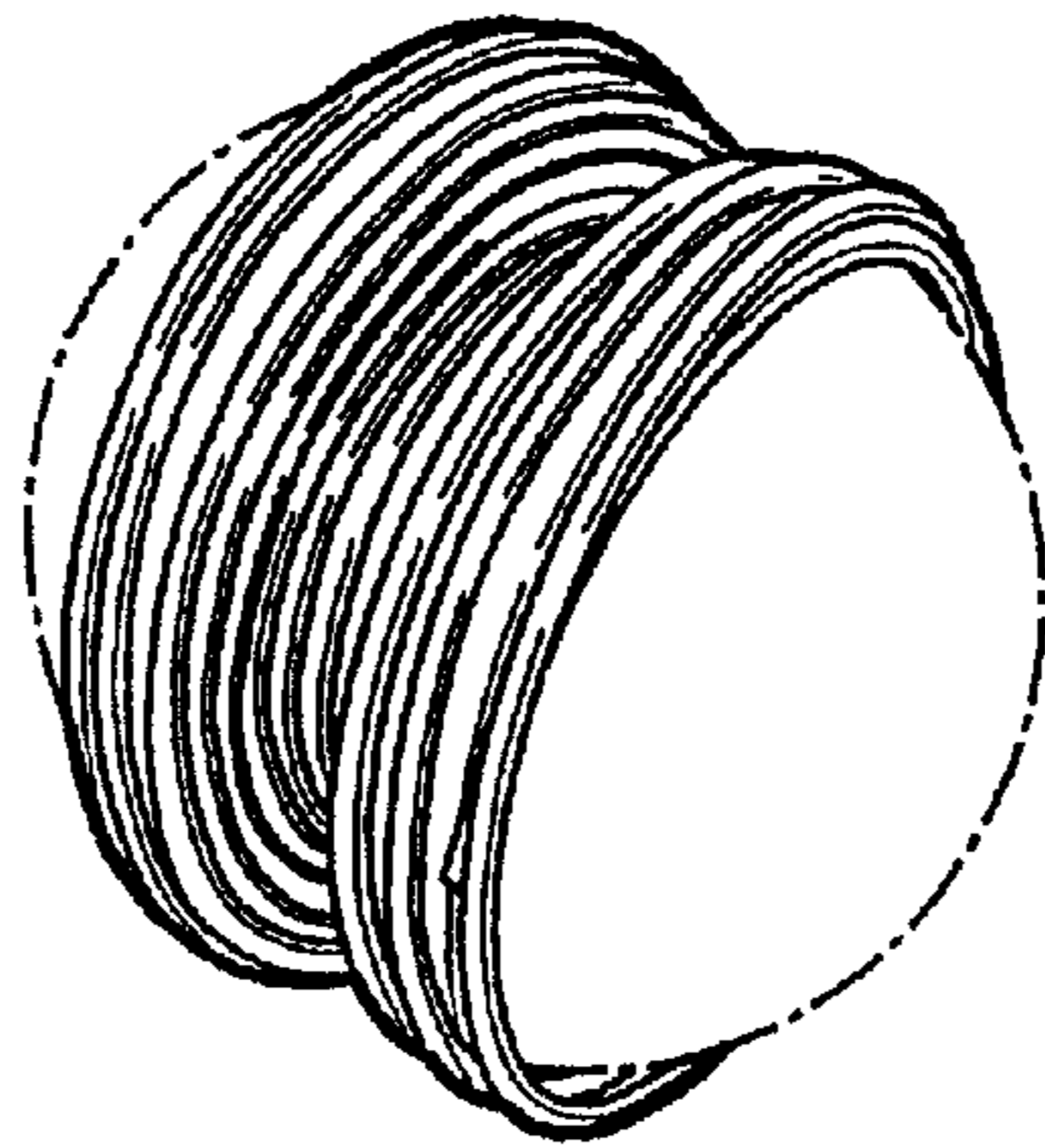


FIG. 1

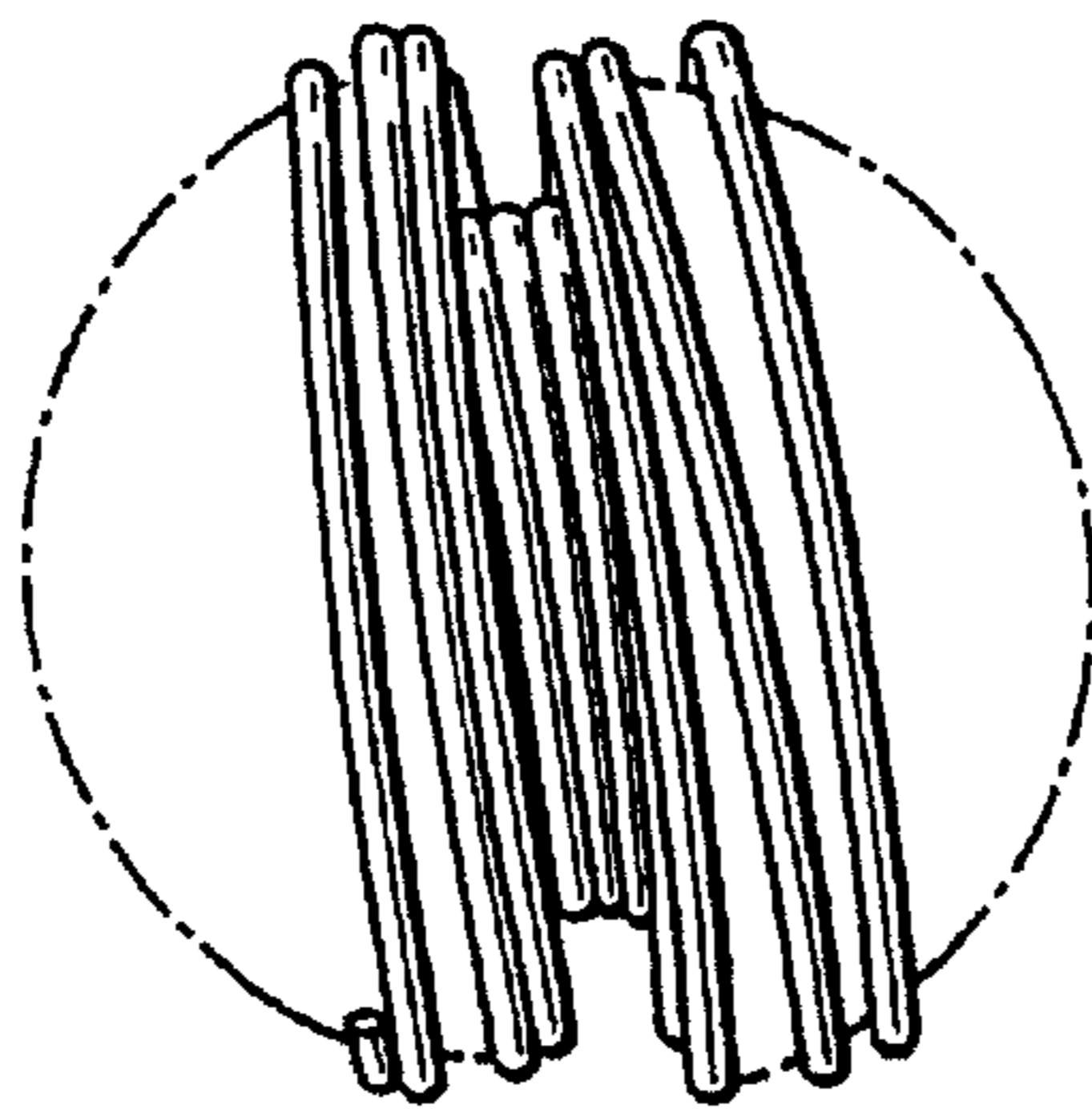


FIG. 2

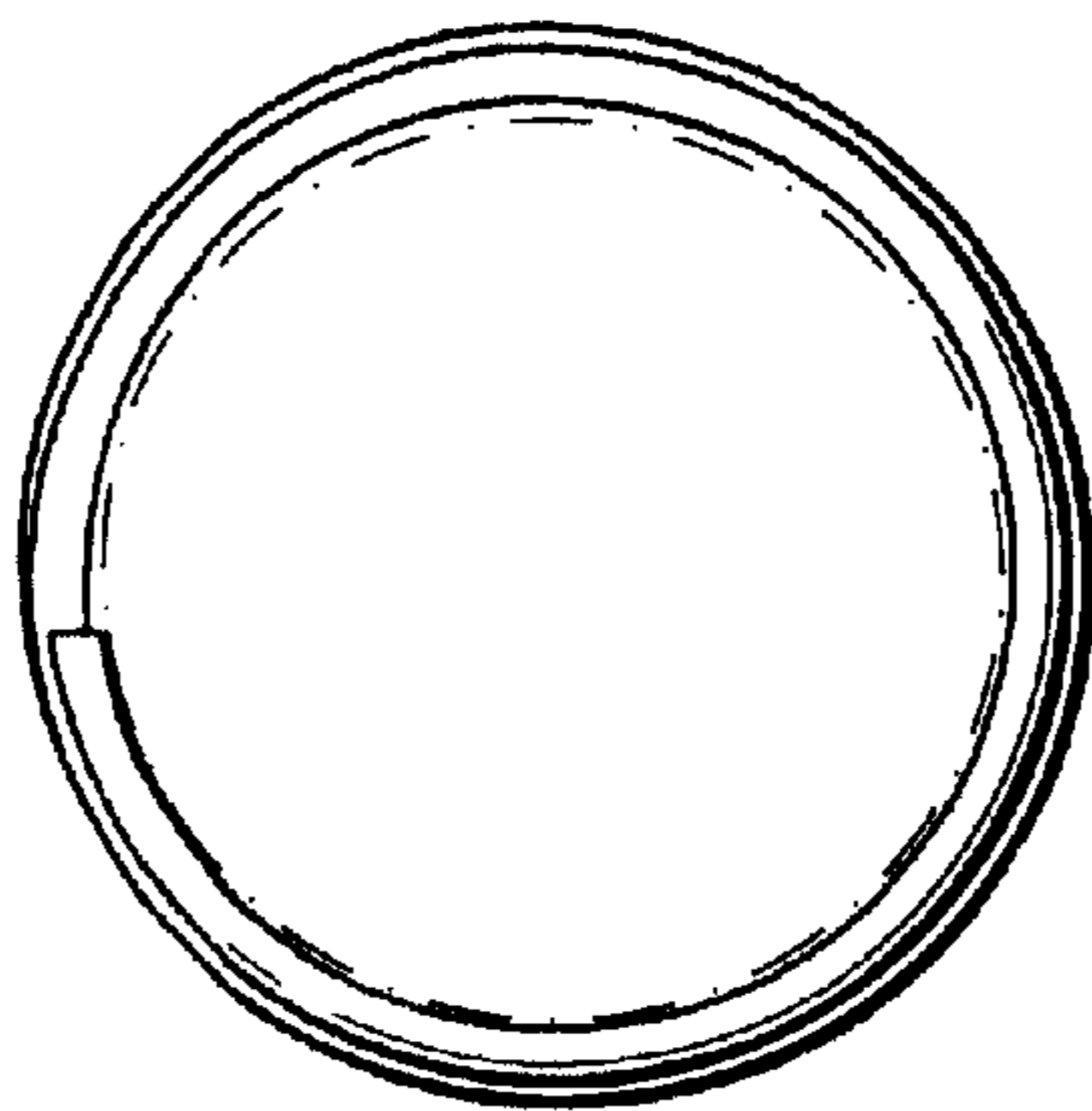


FIG. 3