



US00D487003S

(12) **United States Design Patent**  
**de Groote**

(10) **Patent No.:** **US D487,003 S**

(45) **Date of Patent:** **\*\* Feb. 24, 2004**

(54) **MINI TONGS**

(75) **Inventor:** **Jan-Hendrik de Groote, Brussels (BE)**

(73) **Assignee:** **Dart Industries Inc., Orlando, FL (US)**

(\*\*) **Term:** **14 Years**

(21) **Appl. No.:** **29/178,798**

(22) **Filed:** **Mar. 31, 2003**

(51) **LOC (7) Cl.** ..... **07-06**

(52) **U.S. Cl.** ..... **D7/686**

(58) **Field of Search** ..... D7/686, 687, 642;  
30/324-328; 294/3, 8.5, 11, 16, 99.1, 99.2,  
118, 119

(56) **References Cited**

**U.S. PATENT DOCUMENTS**

D154,335 S	6/1949	Sechrist et al.	
D215,468 S	* 10/1969	Callahan, Jr. ....	D7/686
D246,280 S	11/1977	Daenen	
D253,803 S	1/1980	Daenen	
D266,640 S	* 10/1982	Trombly ....	D7/686
D284,440 S	7/1986	Zieff	

4,728,139 A	3/1988	Oretti	
4,768,288 A	9/1988	Culbertson	
D317,106 S	* 5/1991	Kosurko .....	D7/686
D357,846 S	5/1995	McNaughton et al.	
D396,612 S	8/1998	Lillelund et al. ....	D7/686
D439,810 S	4/2001	Lambrech et al. ....	D7/686
D442,835 S	5/2001	Kaposi .....	D7/686

\* cited by examiner

*Primary Examiner*—Terry A. Wallace

(74) *Attorney, Agent, or Firm*—John A. Doninger

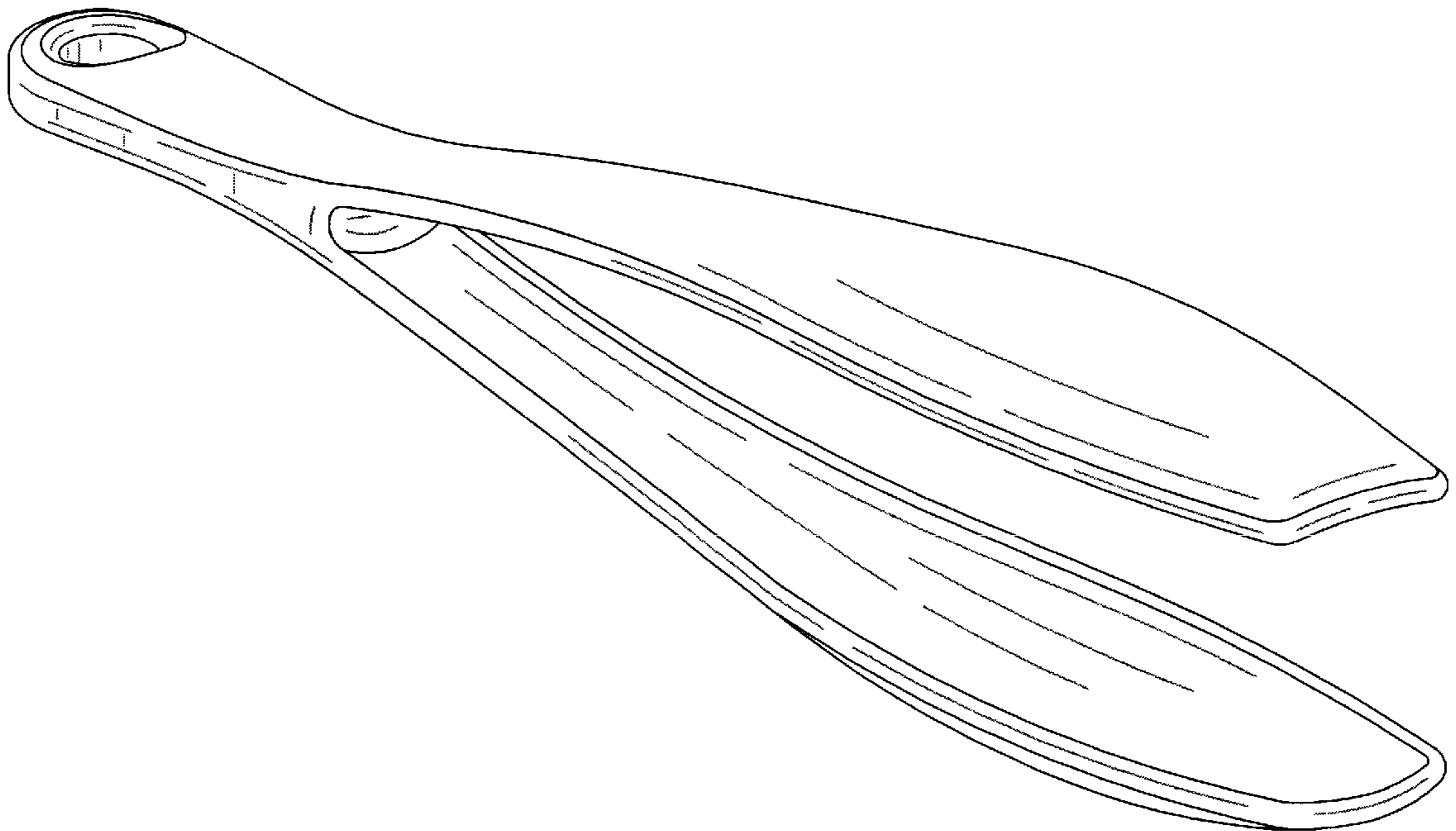
(57) **CLAIM**

The ornamental design for a mini tongs, as shown and described.

**DESCRIPTION**

FIG. 1 is a top, side and front perspective view of a mini tongs showing the new design;  
FIG. 2 is a left side elevation view, the right side being identical thereto;  
FIG. 3 is a front elevation view thereof;  
FIG. 4 is a rear elevation view thereof; and,  
FIG. 5 is a top plan view, the bottom being identical thereto.

**1 Claim, 2 Drawing Sheets**



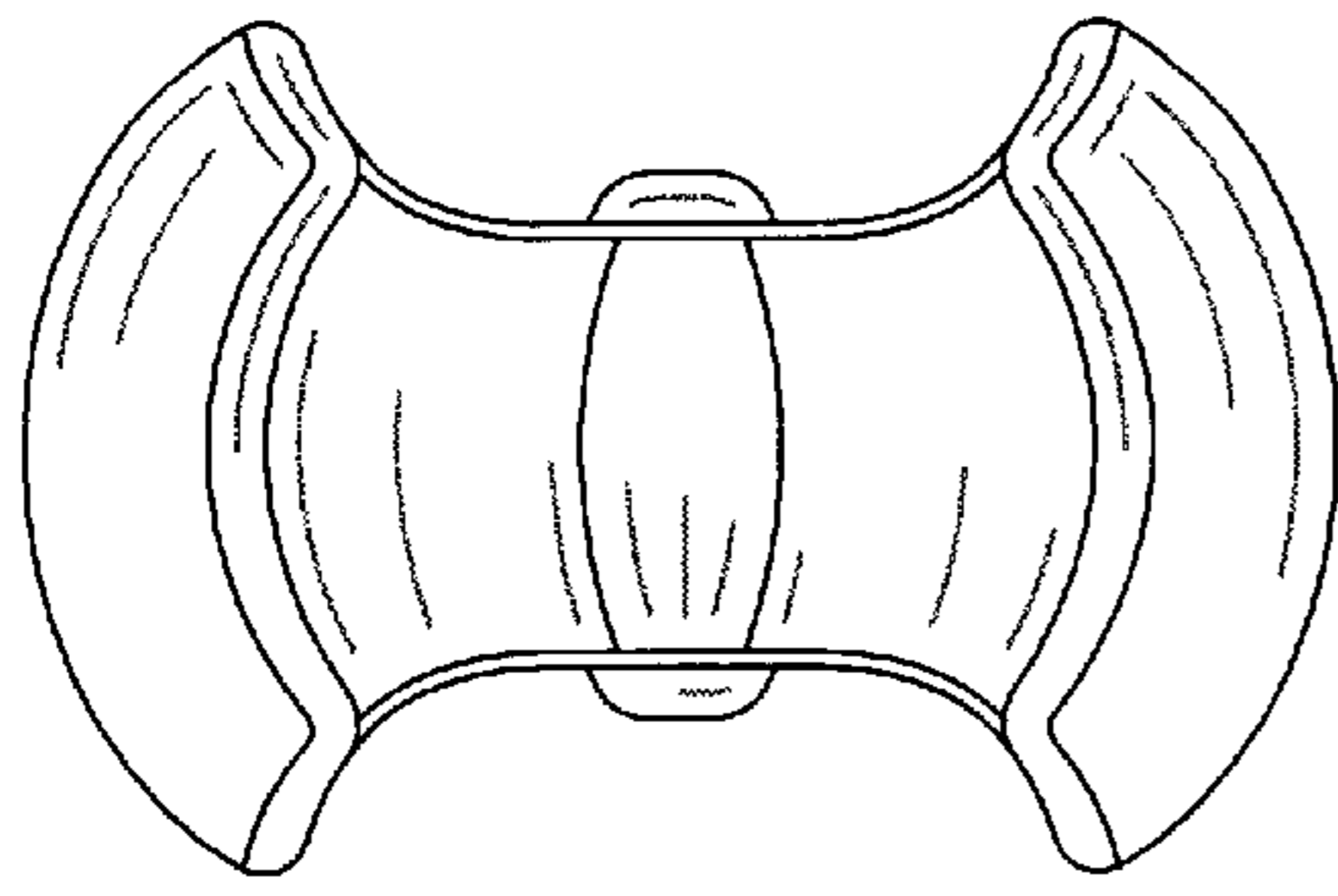


FIG. 3

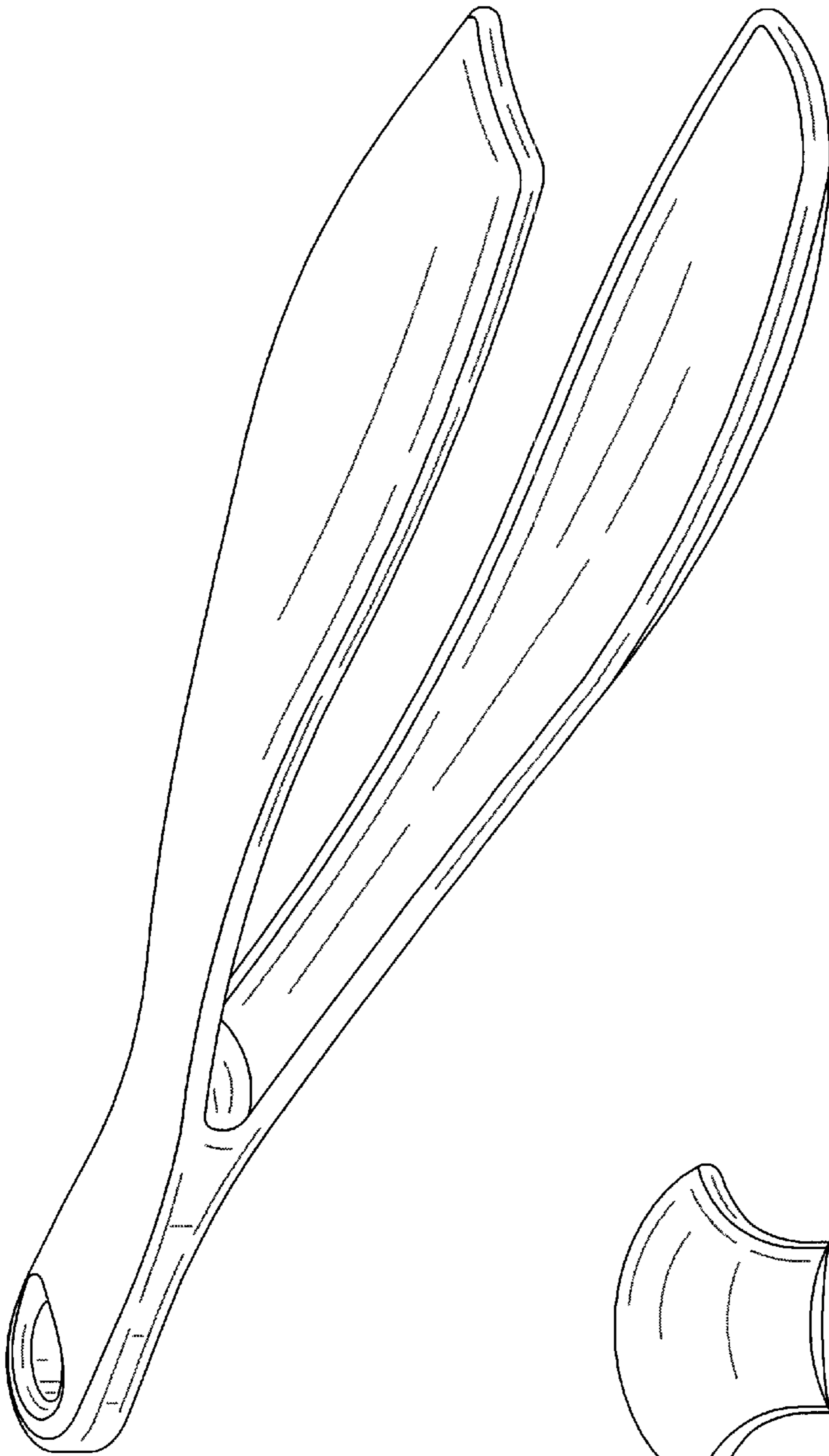


FIG. 1

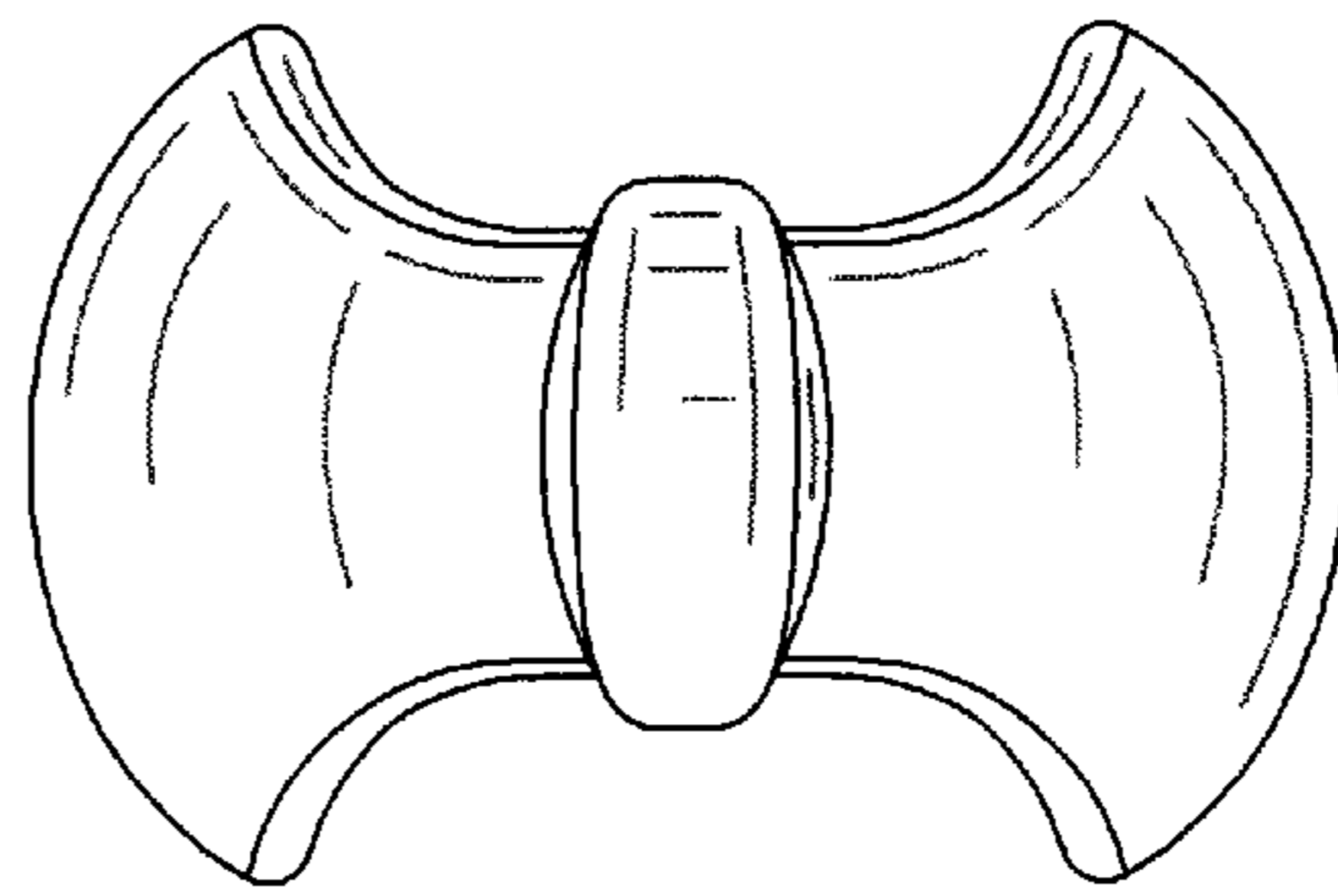


FIG. 4

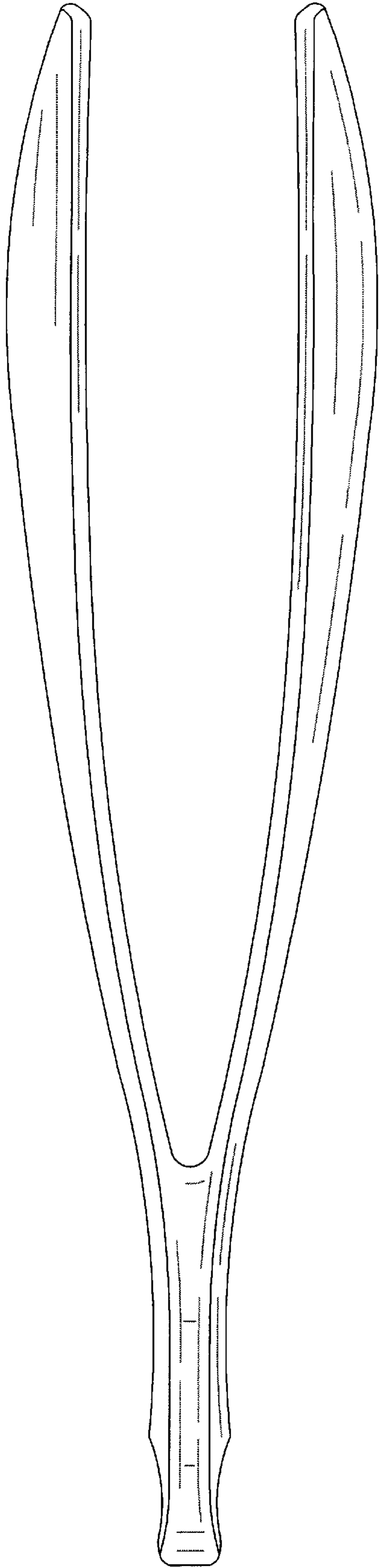


FIG. 2

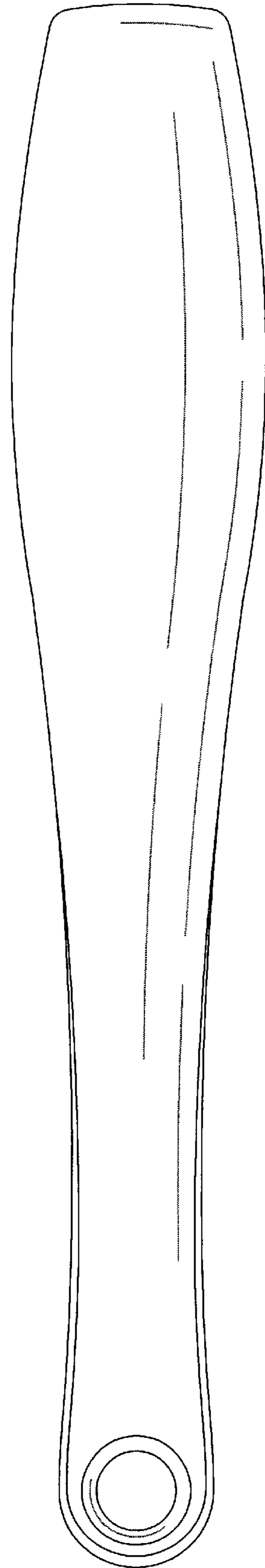


FIG. 5