



US00D486994S

(12) **United States Design Patent**
Smith et al.

(10) **Patent No.: US D486,994 S**

(45) **Date of Patent: ** Feb. 24, 2004**

(54) **ERGONOMIC DISPOSABLE PLATE RIM**

(75) Inventors: **Stephen A. Smith**, Naperville, IL (US);
Warren Giles Wiedmeyer, Trevor, WI (US); **John Stewart Gitschlag**, Chicago, IL (US); **James Tam Joines, Jr.**, Gurnee, IL (US); **Kimberly Vaile Healy**, Chicago, IL (US); **Bryce G. Rutter**, St. Louis, MO (US); **John Howard Loudenslager**, Phoenix, AZ (US); **Brian C. Bone**, St. Louis, MO (US); **Jan R. Stillerman**, Phoenix, AZ (US)

(73) Assignee: **Solo Cup Company**, Highland Park, IL (US)

(**) Term: **14 Years**

(21) Appl. No.: **29/182,711**

(22) Filed: **May 30, 2003**

(51) **LOC (7) Cl. 07-09**

(52) **U.S. Cl. D7/396.1**

(58) **Field of Search** D7/543, 545, 548,
D7/552.1, 554.2, 393, 396.1; 220/575, 574,
23.83, 485; 206/217, 542; 229/4.5

(56) **References Cited**

U.S. PATENT DOCUMENTS

1,440,070 A	12/1922	Fry
D88,343 S	11/1932	Dowd
D166,934 S	6/1952	Slobodkin
2,700,284 A	1/1955	Lyon, Jr.
D184,875 S	4/1959	Johnson
D185,067 S	5/1959	Clark, Jr.
D244,245 S	5/1977	Jensen
D244,247 S	5/1977	Jensen
D248,076 S	6/1978	Christian
D265,707 S	8/1982	Pickard
D288,050 S	2/1987	Fox et al.
D296,640 S	7/1988	Miller
D303,196 S	9/1989	Unger

D310,930 S	10/1990	Unger
4,966,295 A	10/1990	Parrish
D312,750 S	12/1990	Unger
D313,922 S	1/1991	Scherer
D314,884 S	2/1991	Unger
D322,539 S	12/1991	Unger
D322,737 S	12/1991	Unger
D337,025 S	7/1993	Merwin et al.
D337,485 S	7/1993	Merwin et al.
D345,893 S	4/1994	Jaworski

(List continued on next page.)

OTHER PUBLICATIONS

Die Modernen, *Schoner Wohnen*, Jul., 1989, p. 94.
Photos 1(a)–1(d) of plate; Hema B.V. Postbus 23220 1100 DS, Amsterdam, Netherlands; date unknown.
Photos 2(a)–2(e) of bowl; Hema B.V. Postbus 23220 1100 DS, Amsterdam, Netherlands; date unknown.

Primary Examiner—M. N. Pandozzi
(74) *Attorney, Agent, or Firm*—Wallenstein Wagner & Rockey, Ltd.

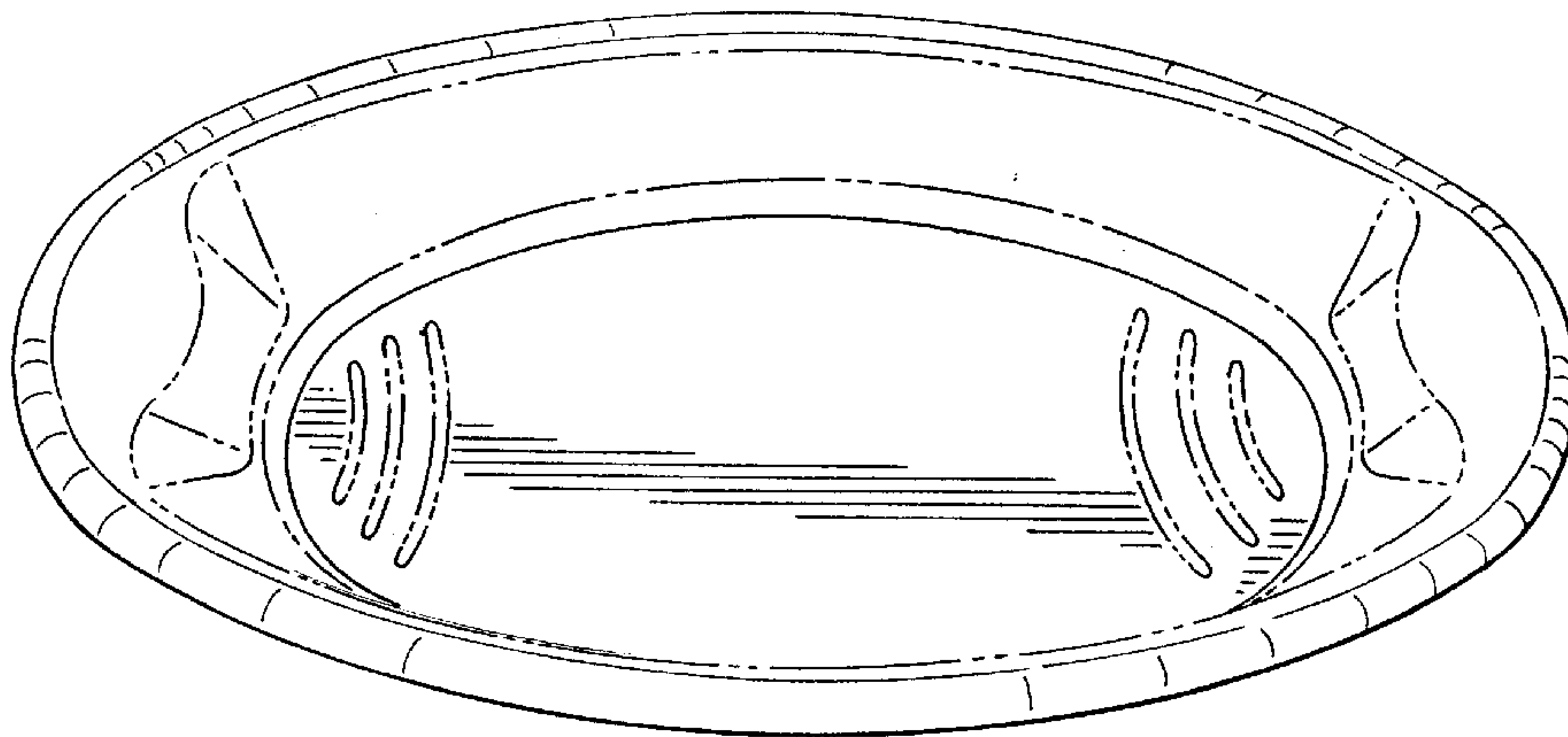
(57) **CLAIM**

We claim the ornamental Design for an ergonomic disposable plate rim, as shown and described. Broken lines in the Figures form no part of the claimed design.

DESCRIPTION

FIG. 1 is a perspective view of an ergonomic disposable plate rim;
FIG. 2 is a front elevation view of the plate of FIG. 1, with an opposite view being identical thereto;
FIG. 3 is a side elevation view of the plate of FIG. 1, with an opposite view being identical thereto;
FIG. 4 is a top plan view of the plate of FIG. 1;
FIG. 5 is a bottom plan view of the plate of FIG. 1;
FIG. 6 is a cross-sectional front view of the plate of FIG. 1, with an opposite view being identical thereto; and,
FIG. 7 is a cross-sectional side view of the plate of FIG. 1, with an opposite view being identical thereto.

1 Claim, 3 Drawing Sheets



US D486,994 S

Page 2

U.S. PATENT DOCUMENTS

D346,934 S	5/1994	Littlejohn	
D360,112 S	* 7/1995	McEntee D7/584
D370,598 S	6/1996	Koch	
D373,053 S	8/1996	Allegre	
D373,509 S	9/1996	Bormioli	
D376,295 S	12/1996	Ahern, Jr. et al.	
5,607,077 A	3/1997	Torkelson	
5,662,240 A	9/1997	Norris	
D386,048 S	11/1997	Bebawey	
5,695,052 A	12/1997	Damato	
5,758,773 A	6/1998	Clements	
D405,561 S	2/1999	Willinger et al.	
D408,686 S	* 4/1999	Lillelund et al. D7/554.2
D417,584 S	12/1999	Lillelund et al.	
D420,856 S	2/2000	Yeo et al.	
D424,881 S	5/2000	Sundberg	
D432,360 S	10/2000	Greene	
D433,878 S	* 11/2000	Joergensen D7/552.1
D434,605 S	12/2000	Littlejohn et al.	
D438,063 S	2/2001	Indekeu	
D445,303 S	7/2001	Littlejohn et al.	
D445,304 S	7/2001	Littlejohn et al.	
D450,221 S	11/2001	Littlejohn et al.	
D452,118 S	12/2001	Benson	
D452,417 S	* 12/2001	Whitmore et al. D7/543
6,401,955 B1	6/2002	Yang	
6,401,962 B1	6/2002	Littlejohn et al.	
D466,762 S	* 12/2002	Cote et al. D7/545
D475,579 S	* 6/2003	Jorgensen D7/545
D477,186 S	* 7/2003	de Groote et al. D7/543
D477,187 S	* 7/2003	McCallister et al. D7/545
D478,475 S	* 8/2003	Backes et al. D7/545
D480,604 S	* 10/2003	Lillelund et al. D7/543

* cited by examiner

FIG. 1

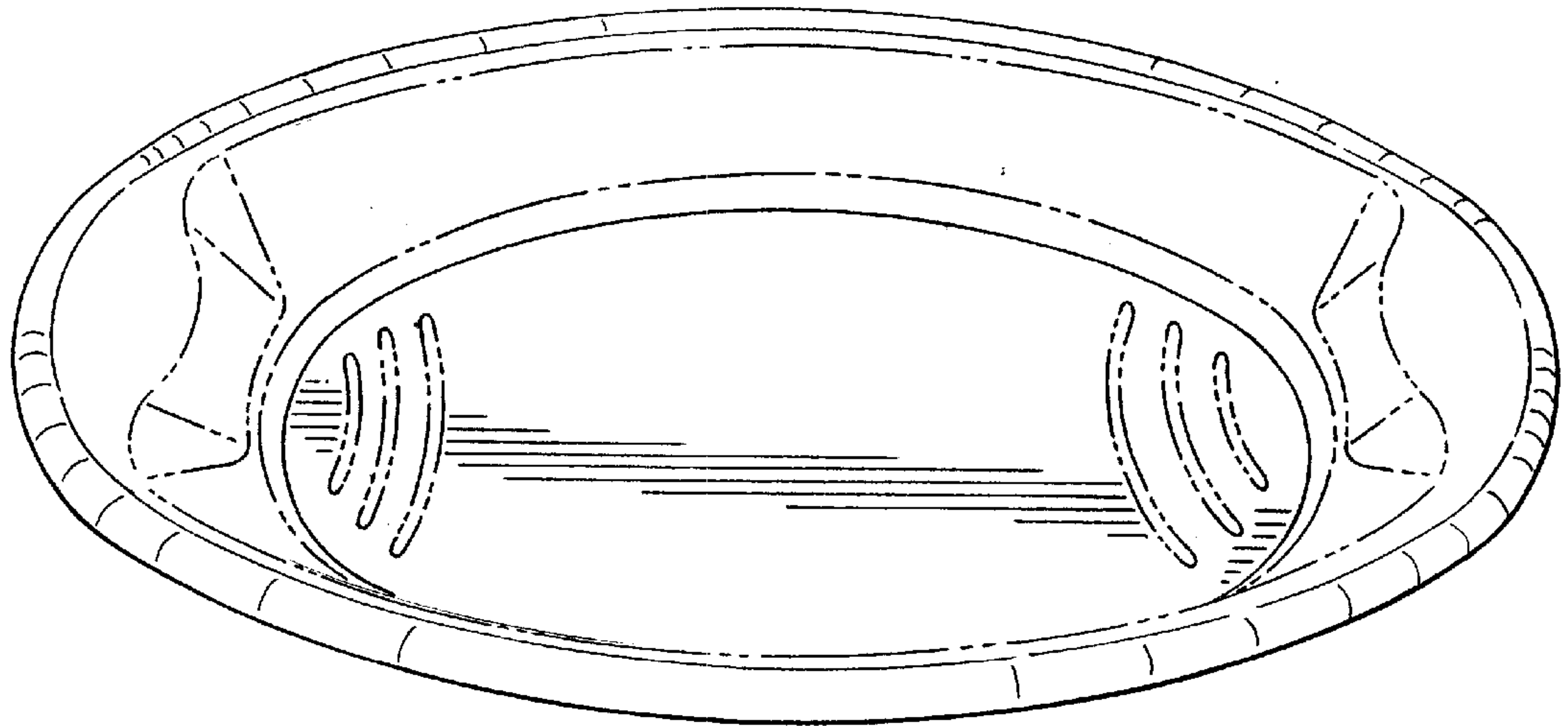


FIG. 2




FIG. 3




FIG. 4

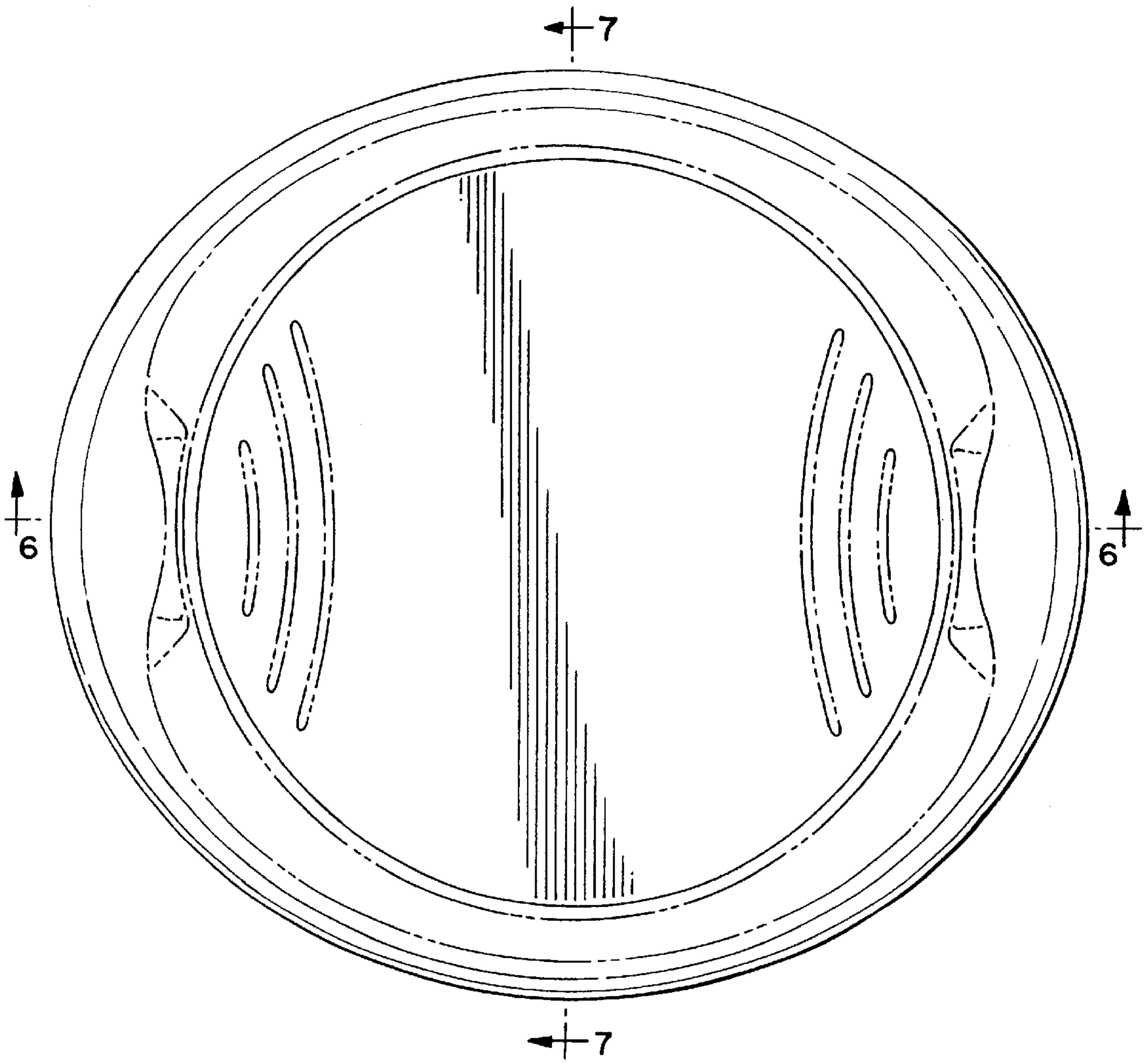


FIG. 5




FIG. 6




FIG. 7

