



US00D486970S

(12) **United States Design Patent**
Tseng

(10) **Patent No.:** **US D486,970 S**

(45) **Date of Patent:** **** Feb. 24, 2004**

(54) **LAWN CHAIR**

(75) **Inventor:** **Chuen-Jong Tseng, Chiayi Hsien (TW)**

(73) **Assignee:** **Shin Yeh Enterprise Co., Ltd., Chiayi Hsien (TW)**

(**) **Term:** **14 Years**

(21) **Appl. No.:** **29/177,983**

(22) **Filed:** **Mar. 19, 2003**

(51) **LOC (7) Cl.** **06-01**

(52) **U.S. Cl.** **D6/376; D6/379**

(58) **Field of Search** **D6/334, 369, 374,**
D6/376, 379, 380, 500, 501, 502; 297/445.1,
446.1, 452.64

(56) **References Cited**

U.S. PATENT DOCUMENTS

- D358,947 S * 6/1995 Weiss D6/376
- D371,686 S * 7/1996 Caldwell D6/376
- D399,352 S * 10/1998 Frinier D6/369

- D450,197 S * 11/2001 Lin D6/376
- D454,713 S * 3/2002 Tseng D6/376
- D463,153 S * 9/2002 Liu D6/379
- D472,082 S * 3/2003 Lenger D6/502

* cited by examiner

Primary Examiner—Gary D. Watson

(74) *Attorney, Agent, or Firm*—Ladas & Parry


(57) **CLAIM**

The ornamental design for lawn chair, as shown and described.

DESCRIPTION

FIG. 1 is a perspective view of lawn chair showing my new design;
 FIG. 2 is a front elevational view thereof;
 FIG. 3 is a rear elevational view thereof;
 FIG. 4 is a left side elevational view thereof;
 FIG. 5 is a right side elevational view thereof;
 FIG. 6 is a top plan view thereof; and,
 FIG. 7 is a bottom plan view thereof.

1 Claim, 4 Drawing Sheets






FIG. 1




FIG. 3

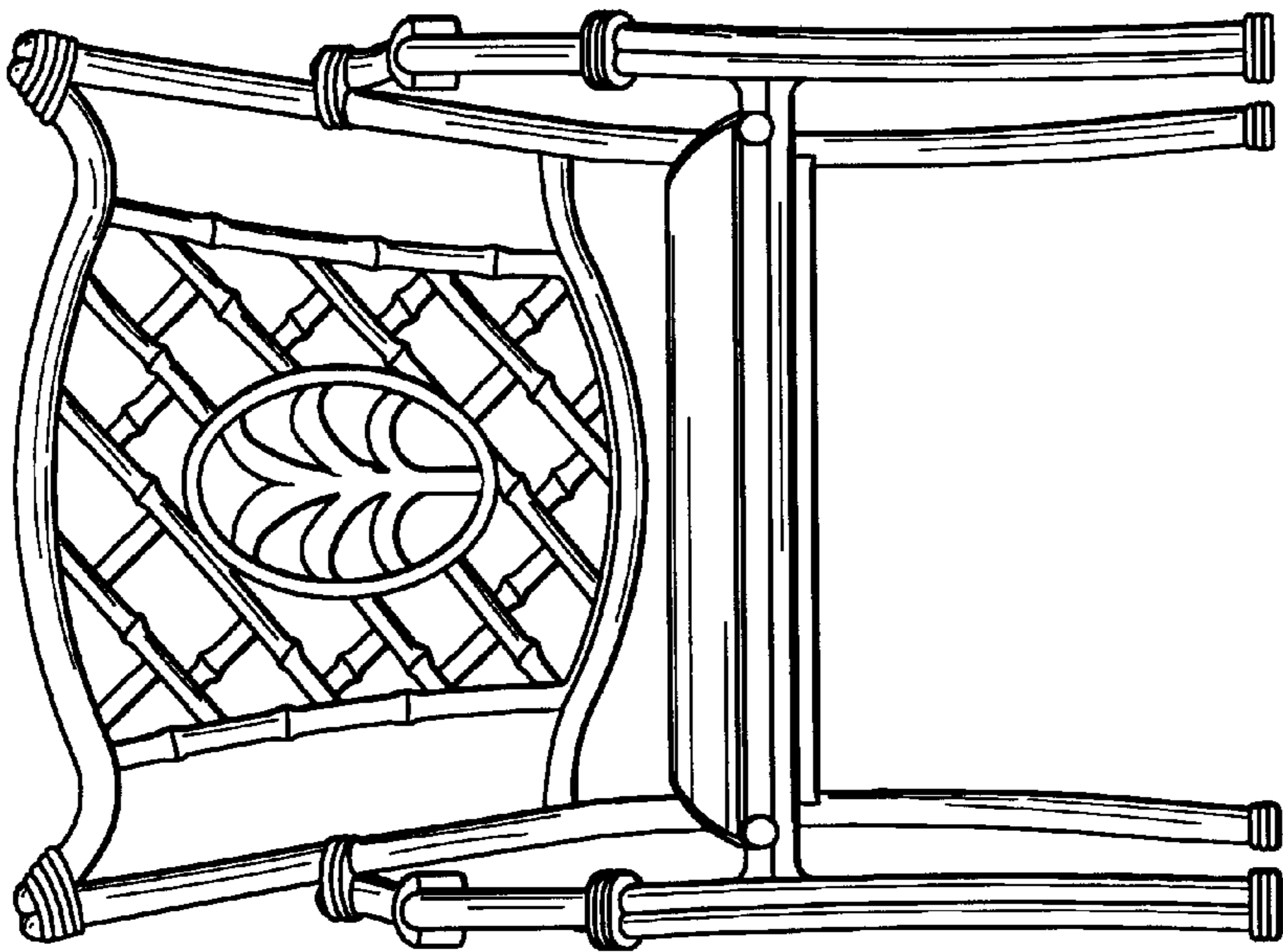


FIG. 2

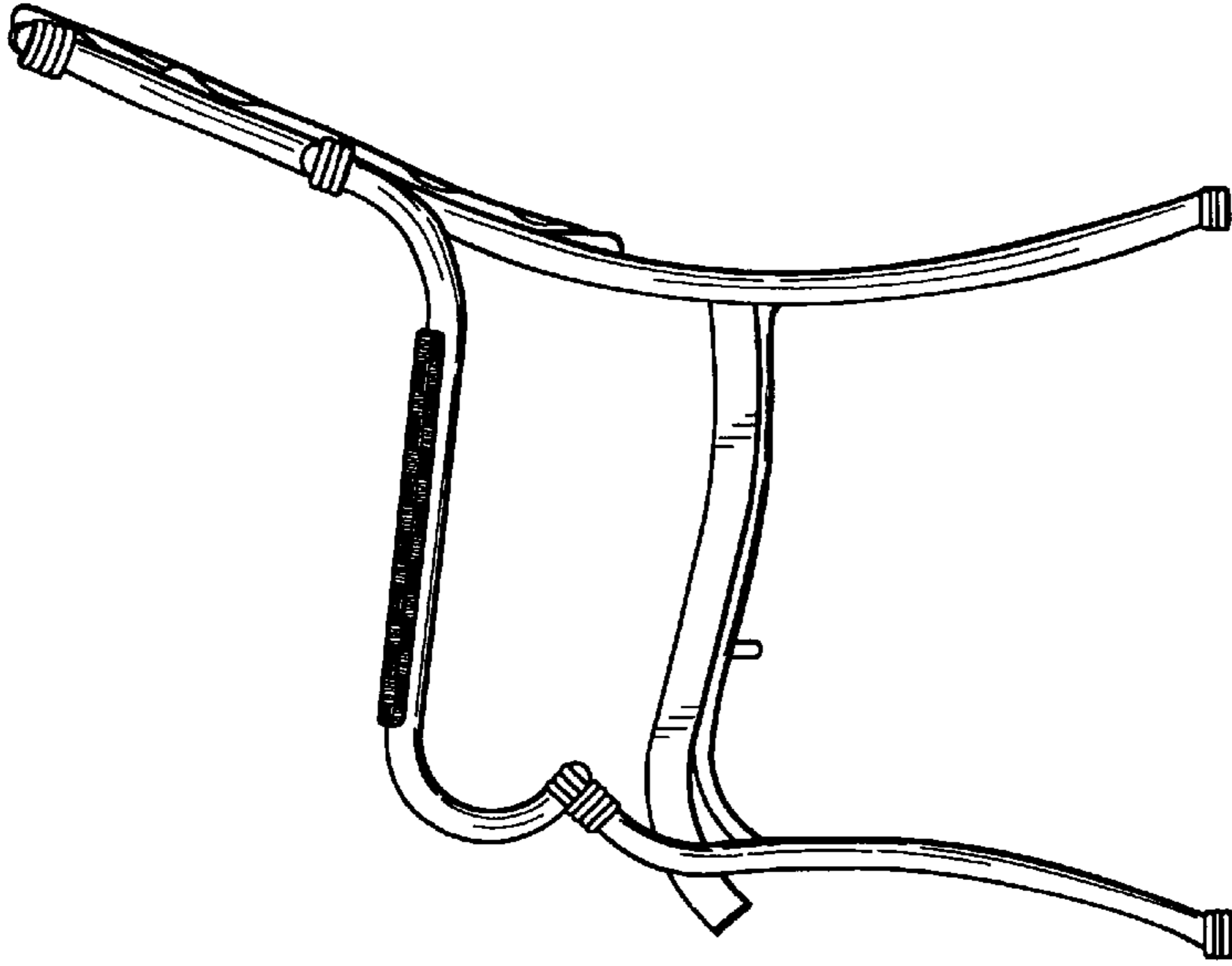


FIG. 5

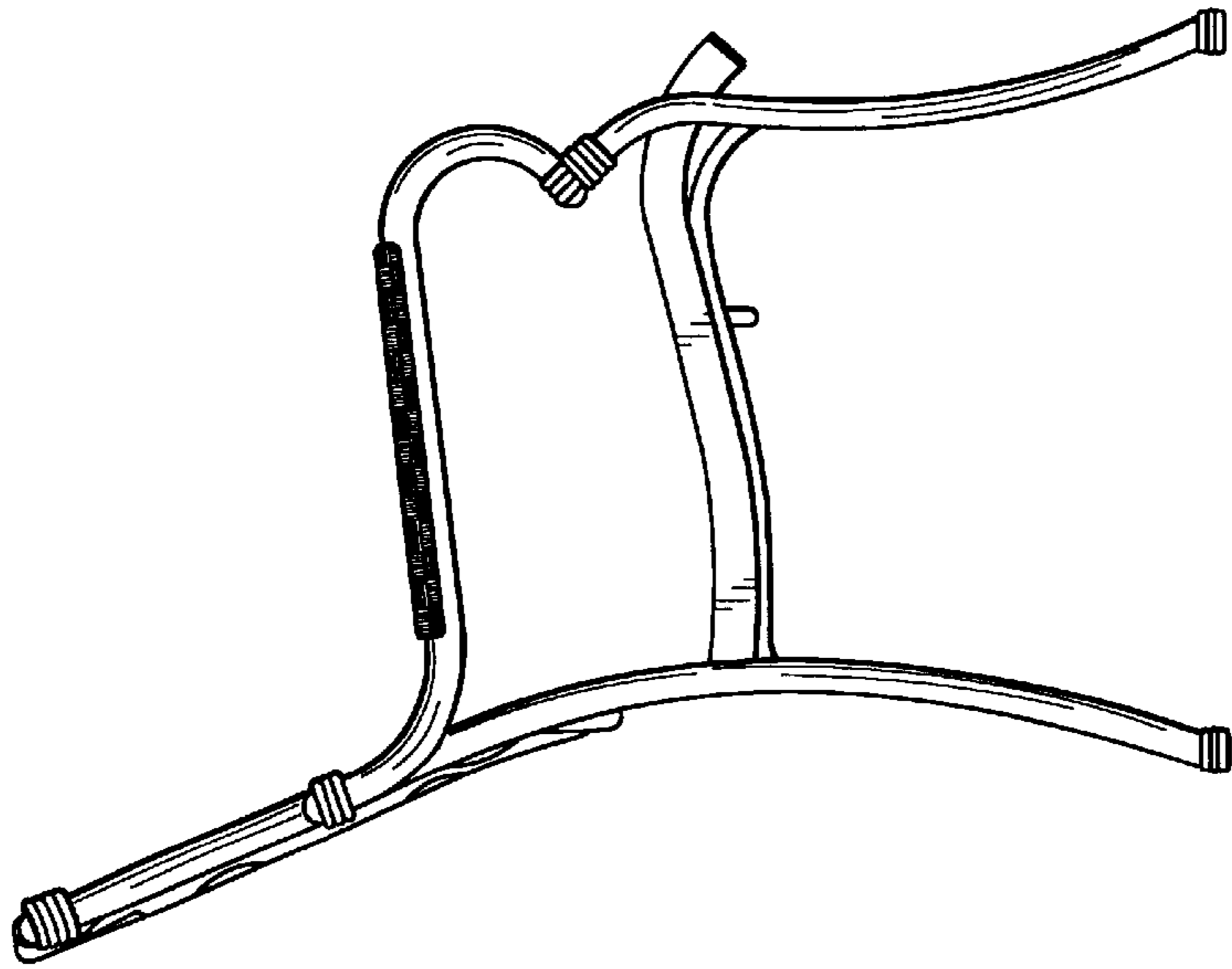


FIG. 4




FIG. 6




FIG. 7