



US00D486953S

(12) **United States Design Patent**
Hall

(10) **Patent No.:** **US D486,953 S**

(45) **Date of Patent:** **** Feb. 24, 2004**

(54) **INTERLOCKING SCARF**

(76) Inventor: **Catharine M. Hall**, 4334 W. Point
Loma Blvd., #G, San Diego, CA (US)
92107

(**) Term: **14 Years**

(21) Appl. No.: **29/178,560**

(22) Filed: **Mar. 27, 2003**

Related U.S. Application Data

(62) Division of application No. 09/709,011, filed on Nov. 7,
2000, now abandoned.

(51) **LOC (7) Cl.** **02-05**

(52) **U.S. Cl.** **D2/500**

(58) **Field of Search** D2/500, 502, 600,
D2/602; 2/91, 92, 195.1, 202, 207

(56) **References Cited**

U.S. PATENT DOCUMENTS

985,441 A * 2/1911 Neuman 2/91

1,405,744 A * 2/1922 Sampliner 2/91
D142,469 S * 10/1945 Brodigan D2/500
2,464,007 A * 3/1949 Towle 2/91
2,494,250 A * 1/1950 Loven 2/91

* cited by examiner

Primary Examiner—Paula A. Mortimer
(74) *Attorney, Agent, or Firm*—David R. Preston &
Associates; Thomas D. Foster; Mo Savari

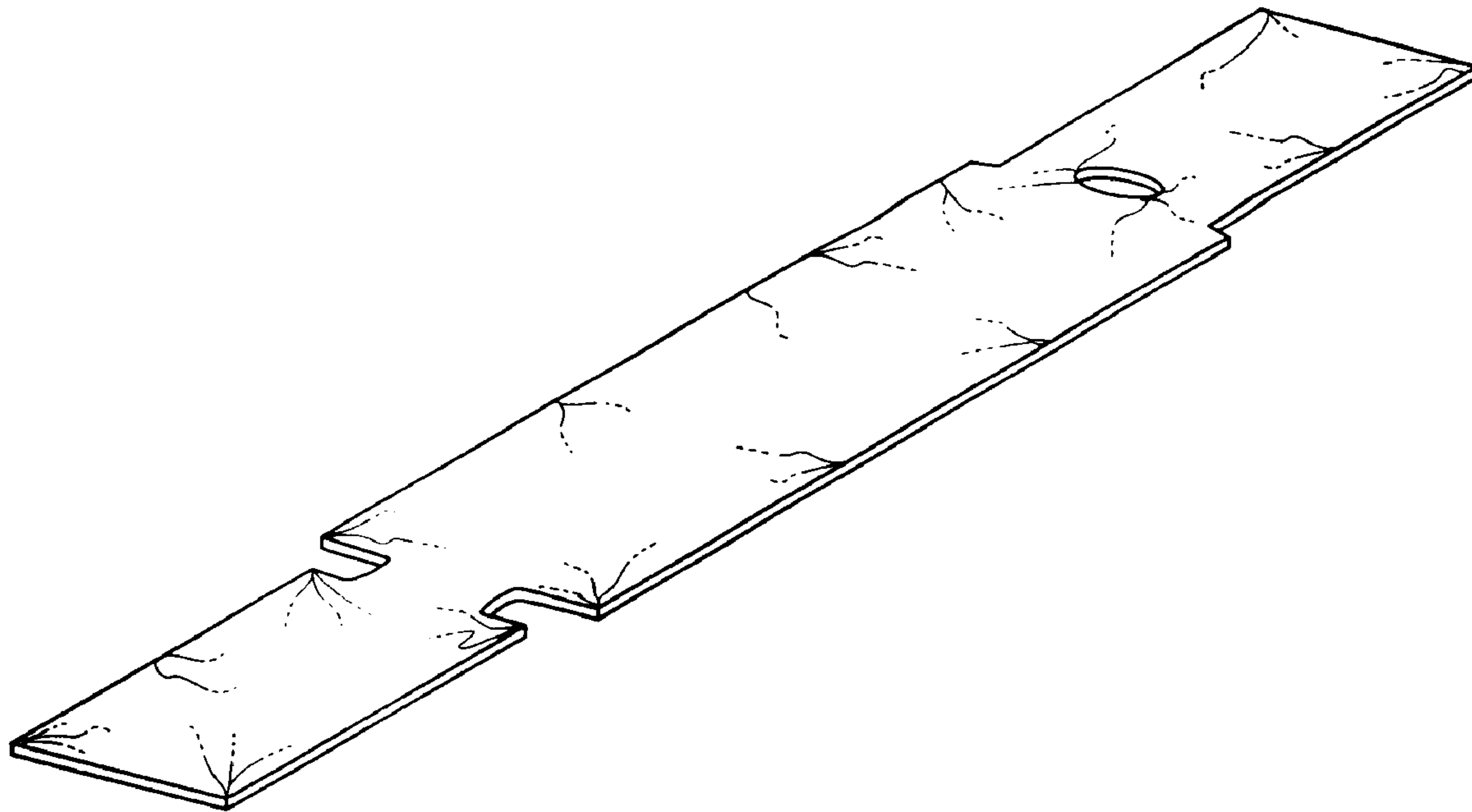
(57) **CLAIM**

I claim the ornamental design for an interlocking scarf, as
shown and described.

DESCRIPTION

FIG. 1 is a perspective view of the present invention;
FIG. 2 is a front elevation view thereof;
FIG. 3 is a rear elevation view thereof;
FIG. 4 is a right side elevation view thereof;
FIG. 5 is a left side elevation view thereof;
FIG. 6 is a top plan view thereof; and,
FIG. 7 is a bottom plan view thereof.

1 Claim, 1 Drawing Sheet



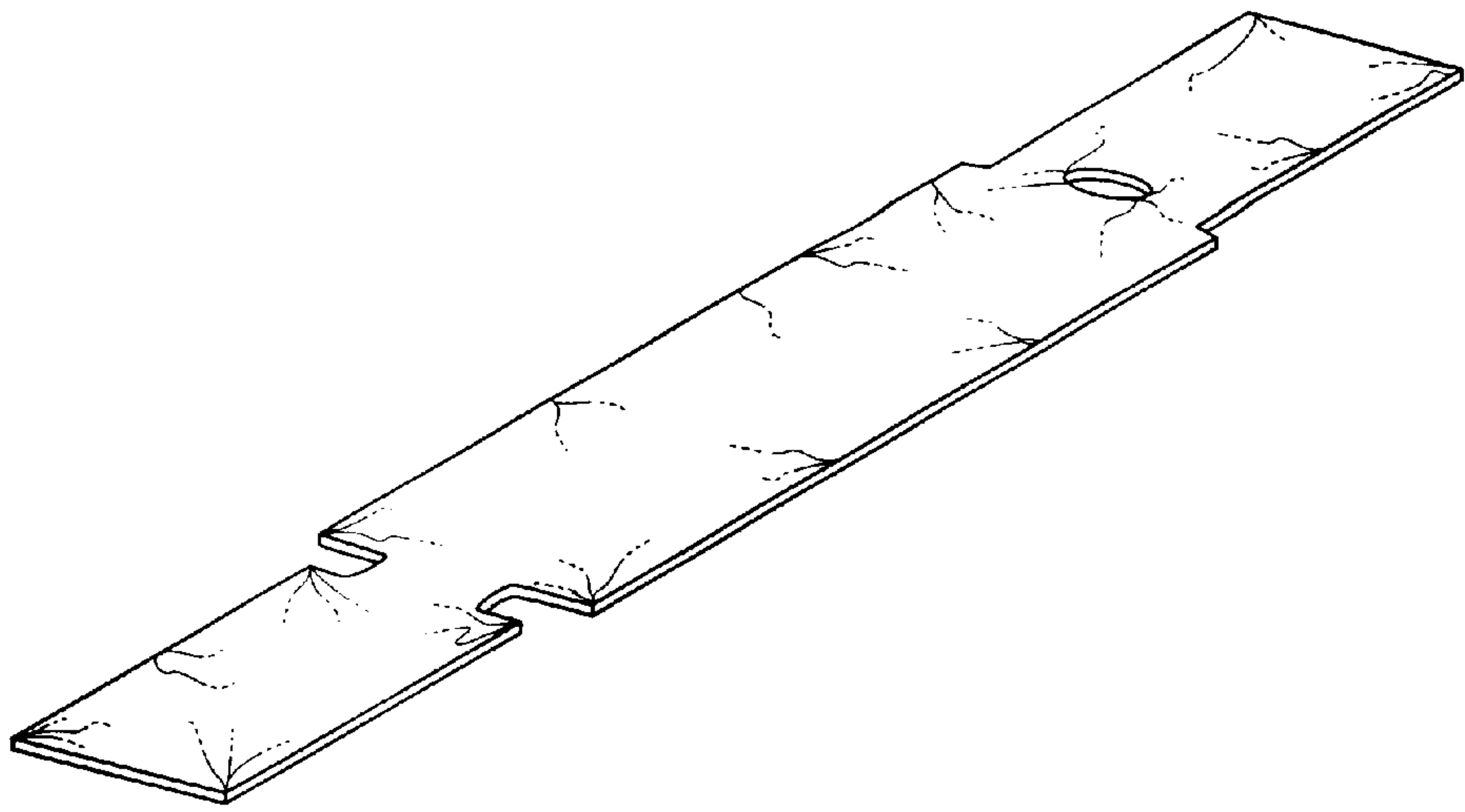


FIG. 1



FIG. 2



FIG. 3



FIG. 4




FIG. 5

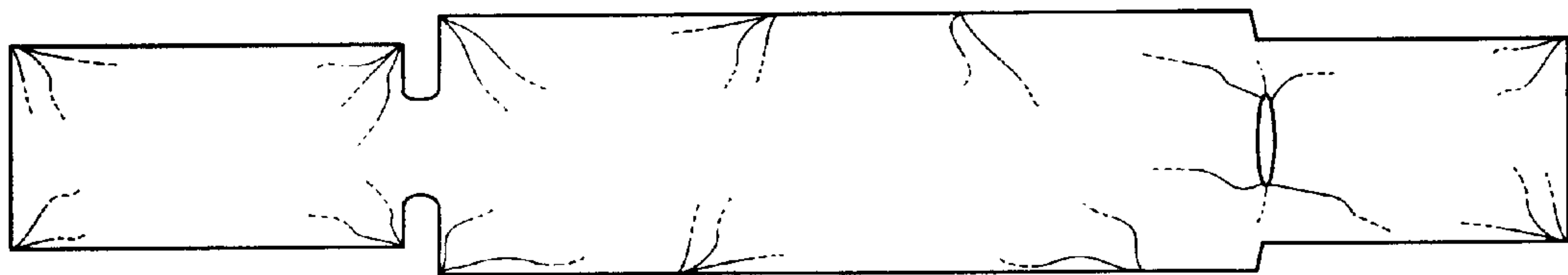


FIG. 6

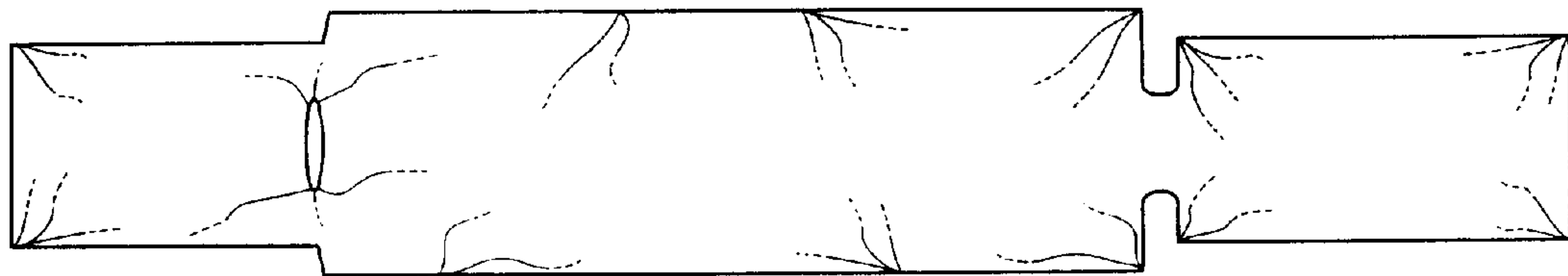


FIG. 7