



US00D486952S

(12) **United States Design Patent**
Szurley

(10) **Patent No.:** **US D486,952 S**

(45) **Date of Patent:** **** Feb. 24, 2004**

(54) **SCARF**

(76) **Inventor:** **Marcelle Szurley**, 14 Memorial Ave.,
Lincoln, RI (US) 02865

(**) **Term:** **14 Years**

(21) **Appl. No.:** **29/177,996**

(22) **Filed:** **Mar. 19, 2003**

(51) **LOC (7) Cl.** **02-05**

(52) **U.S. Cl.** **D2/500**

(58) **Field of Search** D2/500, 501, 600,
D2/601; 2/89, 91, 92, 207, 209.13; D11/119;
428/10, 17; 132/273

(56) **References Cited**

U.S. PATENT DOCUMENTS

1,773,380 A	*	8/1930	Franke	D11/119 X
D122,194 S	*	8/1940	Feld	D2/601
2,494,250 A	*	1/1950	Loven	2/91
2,639,532 A	*	5/1953	Seewald	428/104 R
D294,194 S	*	2/1988	Herrick	D2/500

D314,080 S	*	1/1991	Owens	D2/500
5,044,385 A	*	9/1991	Rhodes	132/273
D354,019 S	*	1/1995	Young	D11/119

* cited by examiner

Primary Examiner—Paula A. Mortimer

(74) *Attorney, Agent, or Firm*—Salter & Michaelson

(57) **CLAIM**

The ornamental design for a scarf, as shown and described.

DESCRIPTION

FIG. 1 is a perspective view of a scarf in use, showing my new design;


FIG. 2 is an alternate perspective view;

FIG. 3 is an enlarged perspective view of a scarf drawn broken away for indeterminate length; and,

FIG. 4 is a top plan view of FIG. 3 with the bottom plan view being a mirror image thereof.

The portions shown in broken lines are included for illustrative purposes only and form no part of the claimed design.

1 Claim, 4 Drawing Sheets






FIG. 1




FIG. 2



FIG. 3




FIG. 4