



US00D486929S

(12) **United States Design Patent**
Horowitz

(10) **Patent No.:** **US D486,929 S**

(45) **Date of Patent:** **** Feb. 17, 2004**

(54) **TAILLIGHT ASSEMBLY**

(75) Inventor: **Brian A. Horowitz**, Mission Viejo, CA (US)

(73) Assignee: **American Products Company, Inc.**, Corona, CA (US)

(**) Term: **14 Years**

(21) Appl. No.: **29/184,014**

(22) Filed: **Aug. 5, 2003**

(51) **LOC (7) Cl.** **26-04**

(52) **U.S. Cl.** **D26/28**

(58) **Field of Search** D26/28-36; 362/61, 362/80, 81, 82, 83, 83.4, 267, 269, 275, 330-340

Hiper Industries 2003 catalogue, p. 8, part TTCM01, believed to be Nov. 2002.

Diversity Motor Sports product catalog, p. 7, part MP8693TL, believed to be Nov. 2002.

Diversity Motor Sports product catalog, p. 8, part TP8995TL, believed to be Nov. 2002.

Alliance Technology 2002-2003 product catalog, p. 7, parts GM1962 and GM1982, believed to be Nov. 2002.

Alliance Technology 2002-2003 product catalog, p. 8, part FR2882, believed to be Nov. 2002.

Focuz Motorsport Development catalog, p. 15, part TLF150E, believed to be Nov. 2002.

Z2000 Z-Lights catalog, p. 2, part 300-03000, believed to be Nov. 2001.

Z2000 Z-Lights catalog, p. 4, part 300-19004, believed to be Nov. 2001.

(List continued on next page.)

(56) **References Cited**

U.S. PATENT DOCUMENTS

D449,898 S	10/2001	Horowitz	
6,296,382 B1	10/2001	Hamelbeck	
D456,919 S	5/2002	Horowitz	
D458,701 S	6/2002	Horowitz	
D460,205 S	7/2002	Horowitz	
D464,748 S	10/2002	Horowitz	
D467,019 S	12/2002	Horowitz	
D468,036 S	12/2002	Horowitz	
D470,258 S	2/2003	Horowitz	
D470,259 S	* 2/2003	Horowitz D26/28
D473,666 S	* 4/2003	Horowitz D26/28
D476,435 S	* 6/2003	Lin D26/28
D476,762 S	* 7/2003	Horowitz D26/28

OTHER PUBLICATIONS

Stillen and from Sport Compact Car, vol. 13, No. 3, Mar. 2001.

American Products Company 2002 catalog, p. 9, part 404518, Jan. 2002.

American Products Company 2002 catalog, p. 10, part 404510, Jan. 2002.

American Products Company 2002 catalog, p. 12, parts 404110, 404130, 404113 and 404170, Oct. 2001.

Primary Examiner—Marcus A. Jackson

(74) *Attorney, Agent, or Firm*—Knobbe Martens Olson & Bear LLP

(57) **CLAIM**

The ornamental design for a taillight assembly, as shown and described.

DESCRIPTION

FIG. 1 is a right side perspective view of the taillight assembly of the present design;

FIG. 2 is a front elevational view of the taillight assembly of FIG. 1;

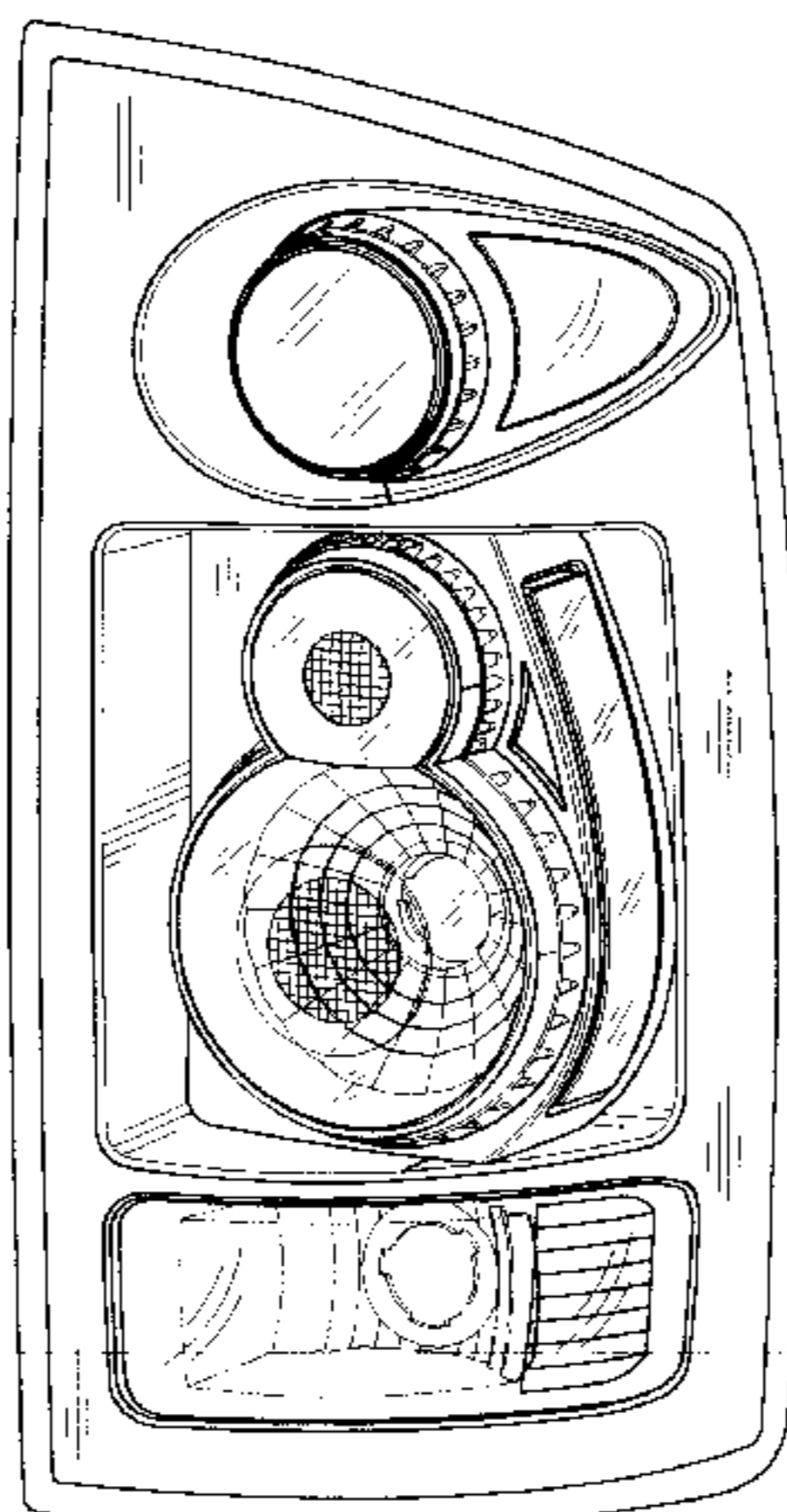
FIG. 3 is a right side elevational view of the taillight assembly of FIG. 1;

FIG. 4 is a top plan view of the taillight assembly of FIG. 1; and,

FIG. 5 is a right side perspective view of the taillight assembly of FIG. 1, showing the taillight assembly installed on a vehicle.

Phantom lining, where used, is for illustrative purposes only and is not intended to limit the claimed design to the features shown in phantom.

1 Claim, 3 Drawing Sheets



OTHER PUBLICATIONS

Absolute Power 2002–2003 product catalog, p. 36, parts 067020 and 061420, believed to be Nov. 2002.

Matrix GR Motorsports Inc. 2003 product catalog, p. 64, parts 09–2046 and 09–2044, believed to be Nov. 2002.

Matrix GR Motorsports Inc. 2003 product catalog, p. 66, part 09–263, believed to be Nov. 2002.

Matrix GR Motorsports Inc. 2003 product catalog, p. 67, parts 09–342 and 09–2019, believed to be Nov. 2002.

Z2000 Z–Lights catalog, part Silverado 99–, believed to be Nov. 2001.

In Pro Carwear catalog, p. 16, part CWT–3039, prior to Jun. 3, 2002.

In Pro Carwear catalog, p. 17, part CWT–501, prior to Jun. 3, 2002.

In Pro Carwear catalog, p. 23, part CWT–2009, prior to Jun. 3, 2002.

Matrix GR Motorsports Inc. 2002 product catalog, p. 15, parts 09–342, 09–263, 09–264, 09–353 and 09–298, believed to be Nov. 2001.

Matrix GR Motorsports Inc. 2002 product catalog, p. 17, part 09–811, believed to be Nov. 2001.

American Products Company 2003 catalog, p. 7, part 404118, Nov. 2002.

Photo of stock tail lens for Dodge Ram Truck, prior to Mar. 2003.

* cited by examiner




FIG. 1

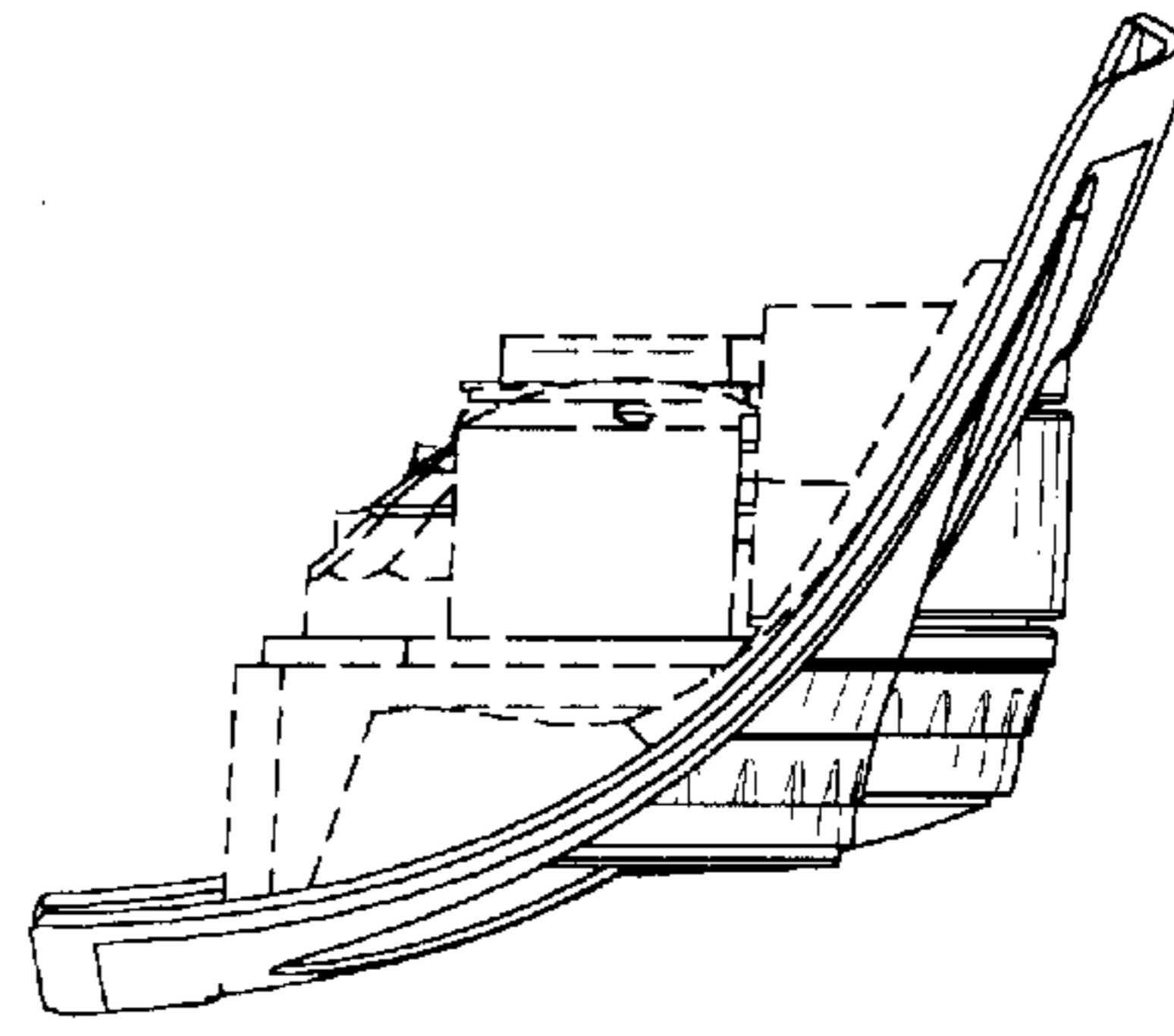


FIG. 4

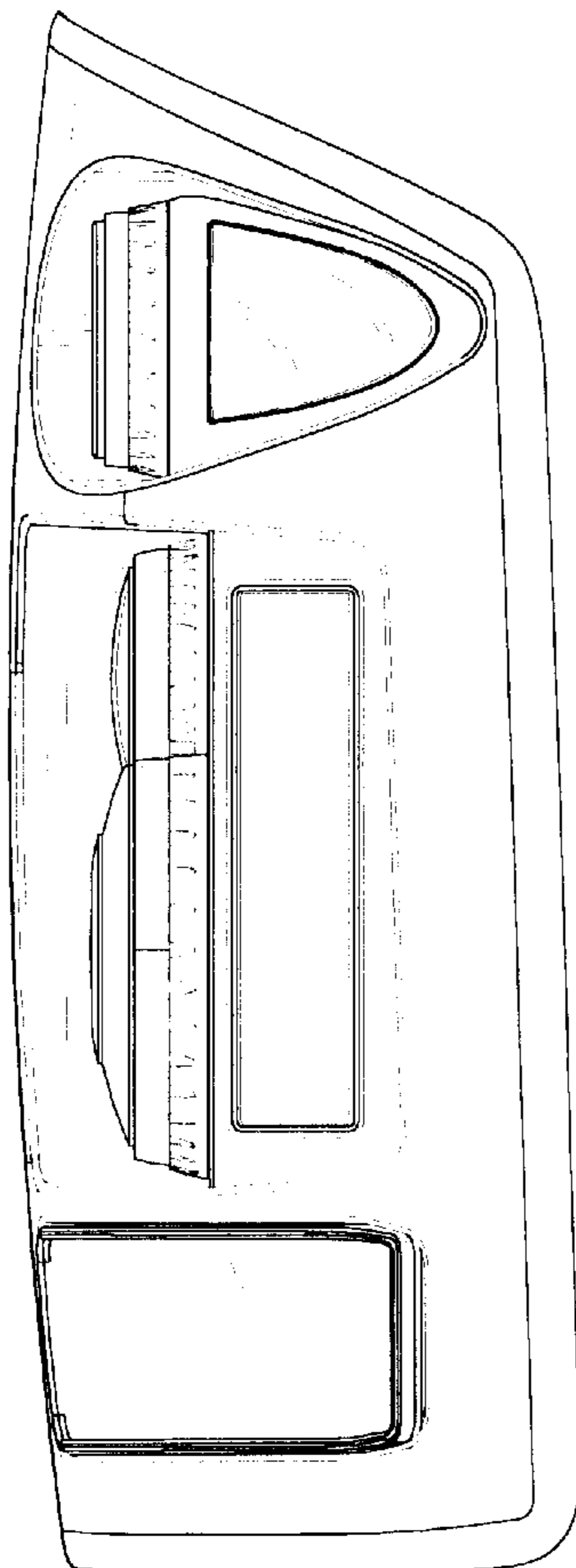


FIG. 3

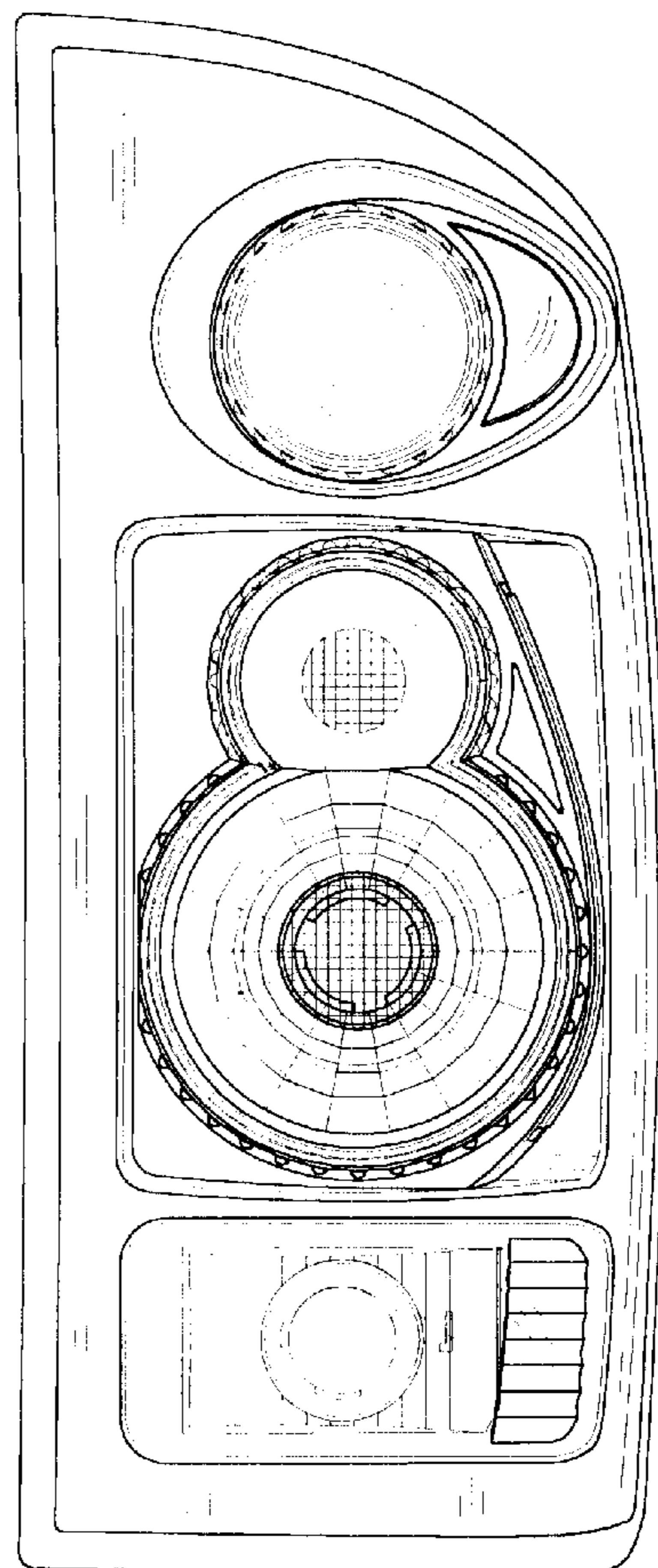


FIG. 2

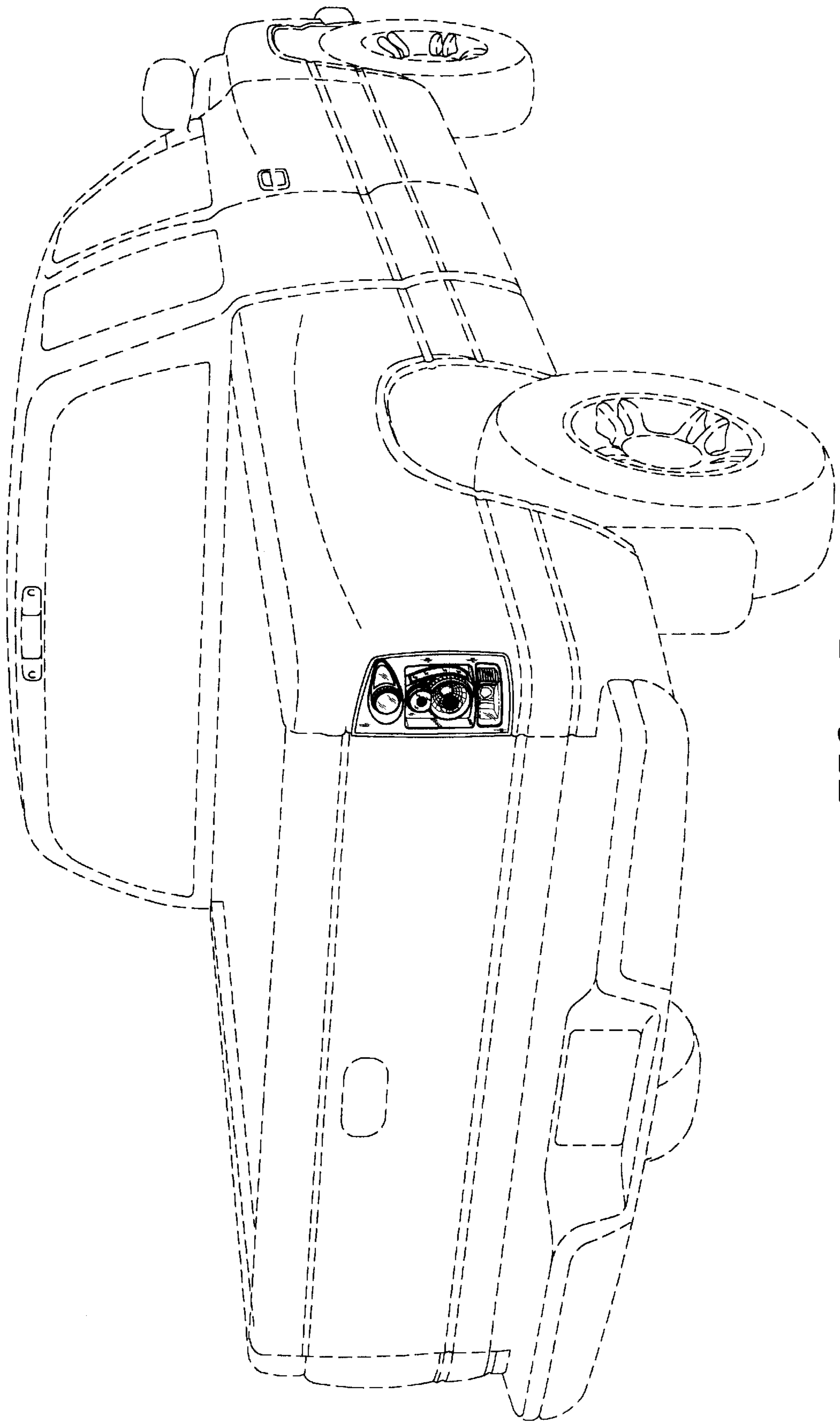


FIG. 5