



US00D486905S

(12) **United States Design Patent**
Wang

(10) **Patent No.:** **US D486,905 S**

(45) **Date of Patent:** **** Feb. 17, 2004**

(54) **FAN BLADE**

D453,827 S * 2/2002 Kuo et al. D23/413
6,525,939 B2 * 2/2003 Liang et al. 361/697

(75) Inventor: **Fu-Yin Wang**, Taipei (TW)

* cited by examiner

(73) Assignee: **Datech Technology Co., Ltd.**, Taipei
Hsien (TW)

Primary Examiner—Lisa Lichtenstein
(74) *Attorney, Agent, or Firm*—Troxell Law Office PLLC

(**) Term: **14 Years**

(57) **CLAIM**

(21) Appl. No.: **29/182,590**

The ornamental design for a fan blade, as shown.

(22) Filed: **May 30, 2003**

DESCRIPTION

(30) **Foreign Application Priority Data**

Dec. 13, 2002 (TW) 91307249

FIG. 1 is a perspective view of a fan blade, in accordance with the present invention;
FIG. 2 is a front elevational view thereof;
FIG. 3 is a rear elevational view thereof;
FIG. 4 is a left side elevational view thereof;
FIG. 5 is a right side elevational view thereof;
FIG. 6 is a top plan view thereof;
FIG. 7 is a bottom plan view thereof; and,
FIG. 8 is a cross-sectional view taken along the line 8—8 in FIG. 3.

(51) **LOC (7) Cl.** **23-04**

(52) **U.S. Cl.** **D23/379**


(58) **Field of Search** D23/370, 379,
D23/411; 416/223 R; 361/695, 697

(56) **References Cited**

U.S. PATENT DOCUMENTS

D368,772 S * 4/1996 Liao D23/411

1 Claim, 8 Drawing Sheets






Fig. 1

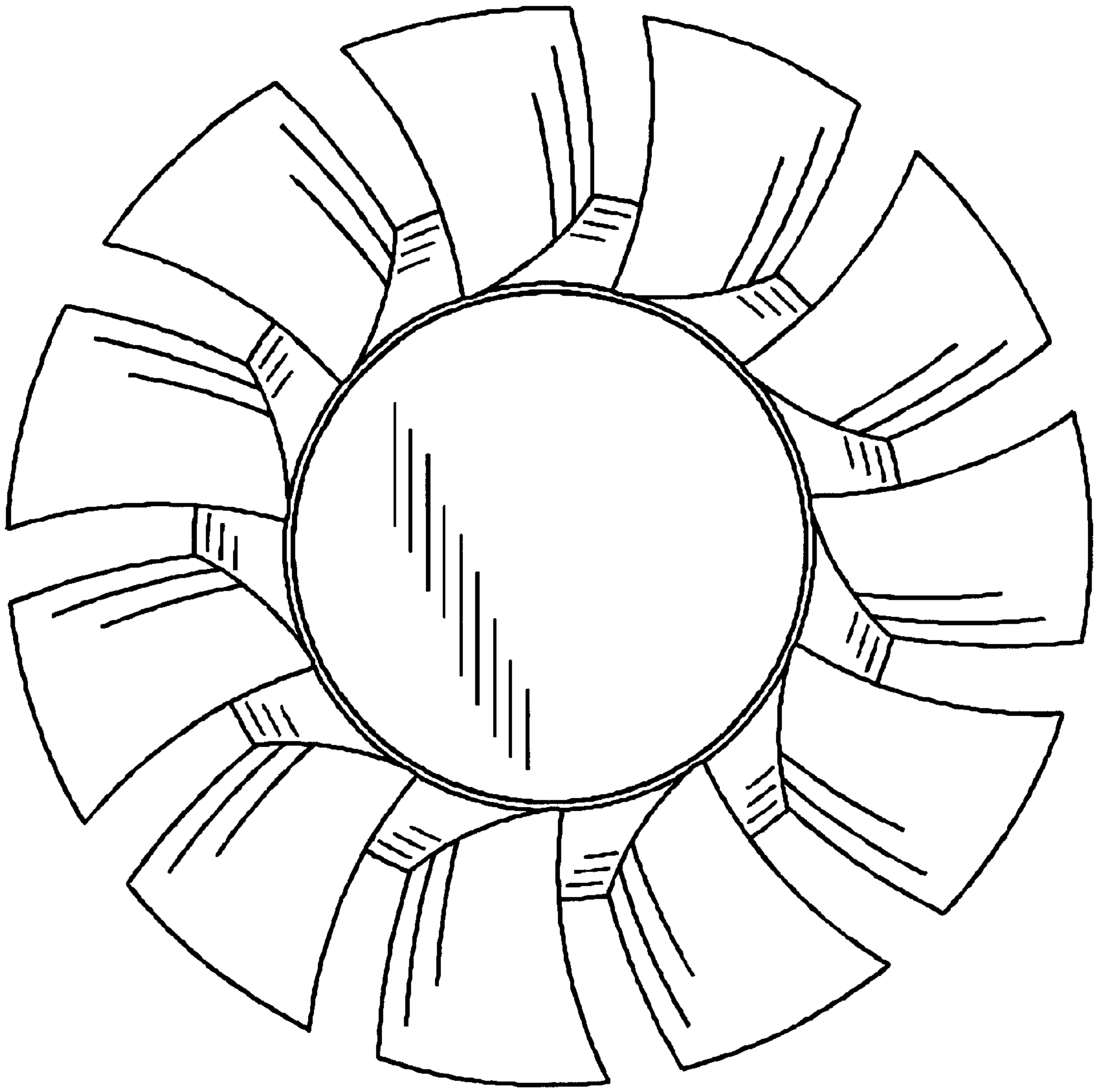


Fig. 2

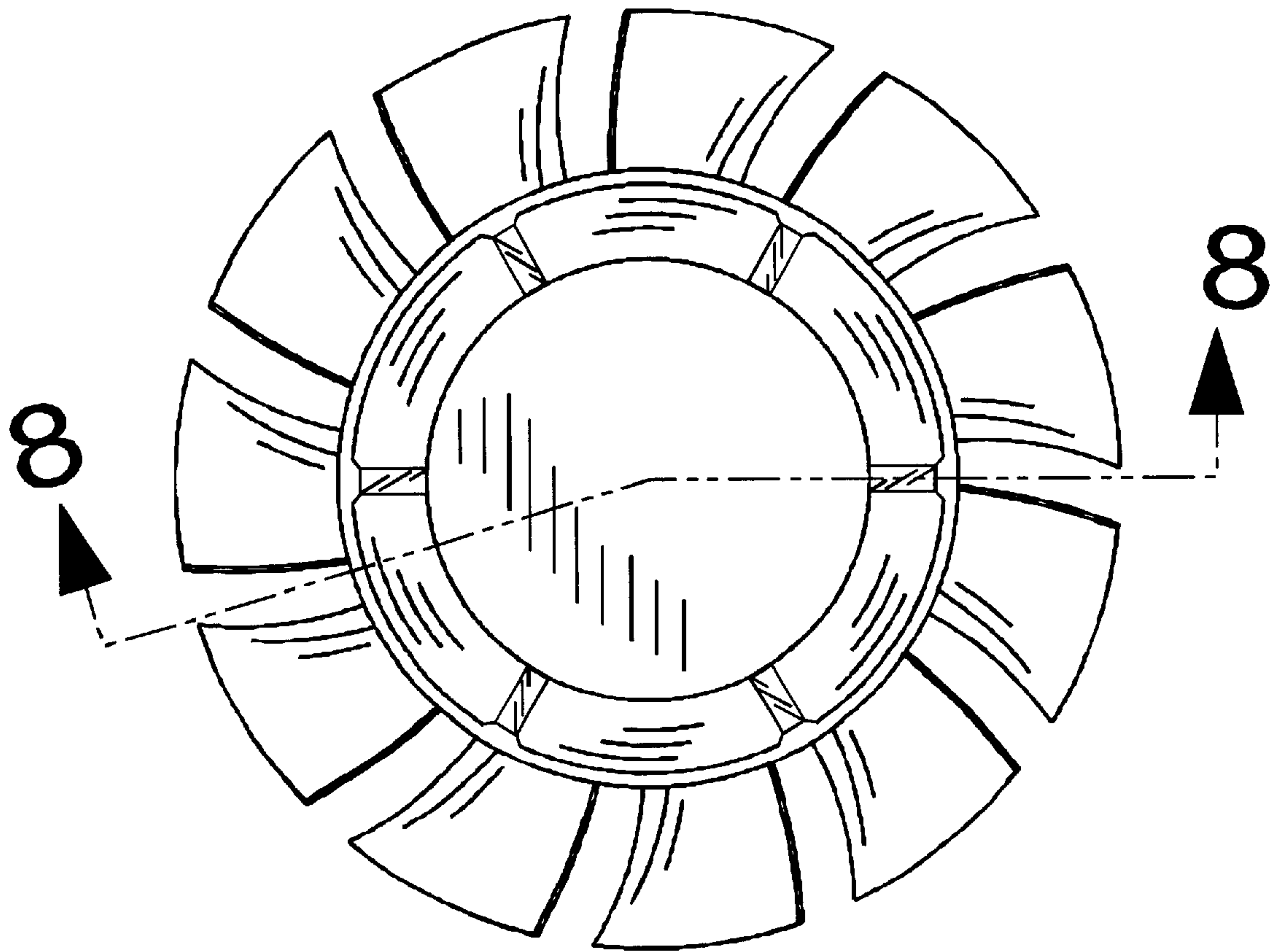


Fig. 3

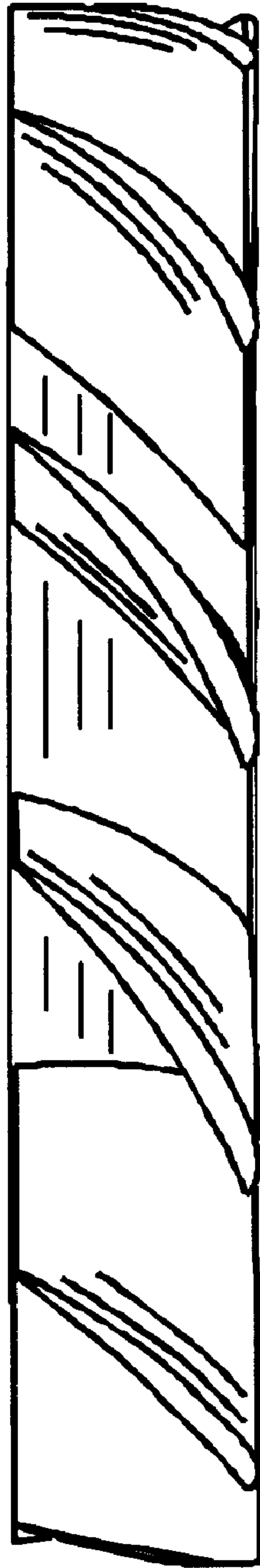


Fig. 4



Fig. 5

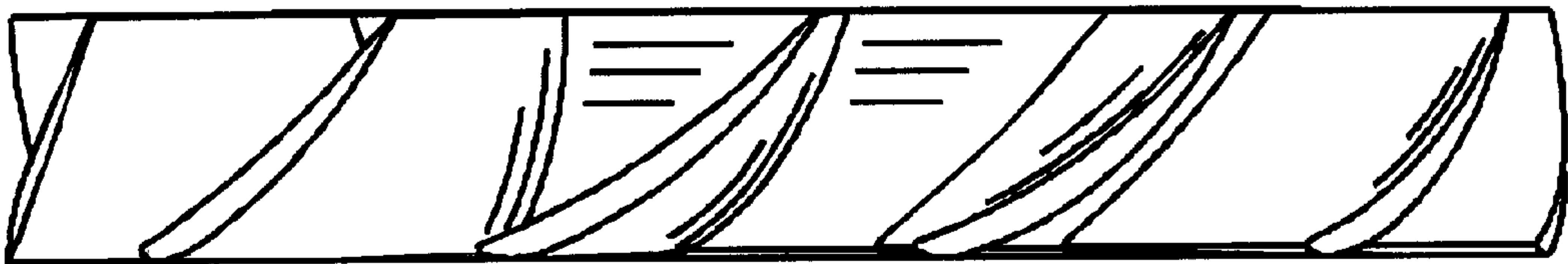


Fig. 6



Fig. 7

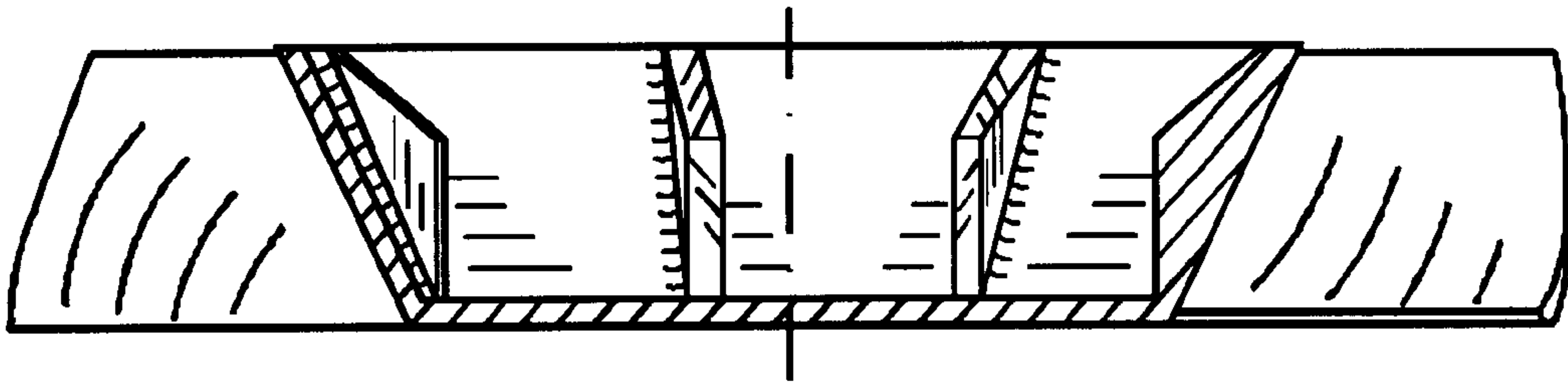


Fig.8