



US00D486868S

(12) **United States Design Patent**
Baskerville

(10) **Patent No.:** **US D486,868 S**

(45) **Date of Patent:** **** Feb. 17, 2004**

- (54) **MAGNETIC VEHICLE SIGN**
- (76) **Inventor:** **Victor Baskerville**, 46794 Willowwood Pl., Potomac Falls, VA (US) 20165
- (**) **Term:** **14 Years**
- (21) **Appl. No.:** **29/175,357**
- (22) **Filed:** **Feb. 4, 2003**
- (51) **LOC (7) Cl.** **20-02**
- (52) **U.S. Cl.** **D20/42**
- (58) **Field of Search** D20/10, 13, 17, D20/22, 27, 39, 40, 41, 99; 40/1, 299, 584, 591, 592, 593, 600, 606, 617, 618, 624; 362/812

- D393,487 S * 4/1998 Cunitz et al. D2/25
- D394,459 S 5/1998 Horner
- 5,852,890 A 12/1998 Pynenburg
- 6,159,577 A 12/2000 Pynenburg et al.

* cited by examiner

Primary Examiner—Robert M. Spear
(74) *Attorney, Agent, or Firm*—Siemens Patent Services, LC

(57) **CLAIM**

The ornamental design for a magnetic vehicle sign, as shown and described.

DESCRIPTION

FIG. 1 is a front perspective view of a magnetic vehicle sign showing my new design;
FIG. 2 is a front view thereof;
FIG. 3 is a back view thereof;
FIG. 4 is a right side view thereof;
FIG. 5 is a left side view thereof;
FIG. 6 is a top view thereof; and,
FIG. 7 is a bottom plan view thereof.

- (56) **References Cited**
- U.S. PATENT DOCUMENTS**
- 3,074,193 A * 1/1963 Munson 40/5
- 3,711,974 A * 1/1973 Webb 40/607.11
- 4,663,874 A 5/1987 Sano et al.
- 4,703,575 A 11/1987 Diamond
- D392,685 S * 3/1998 Smith D20/40

1 Claim, 3 Drawing Sheets





Fig. 1

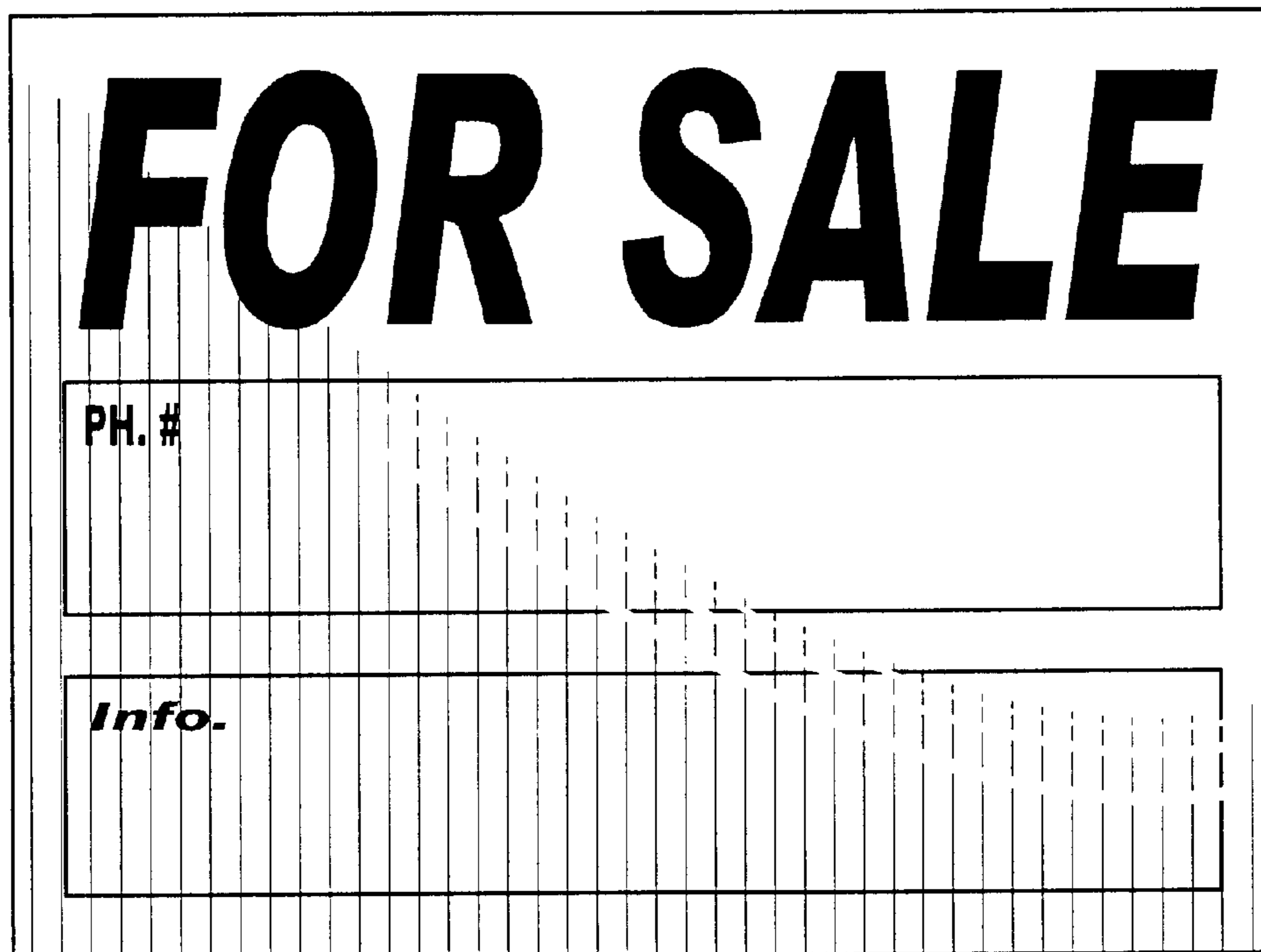


Fig. 2

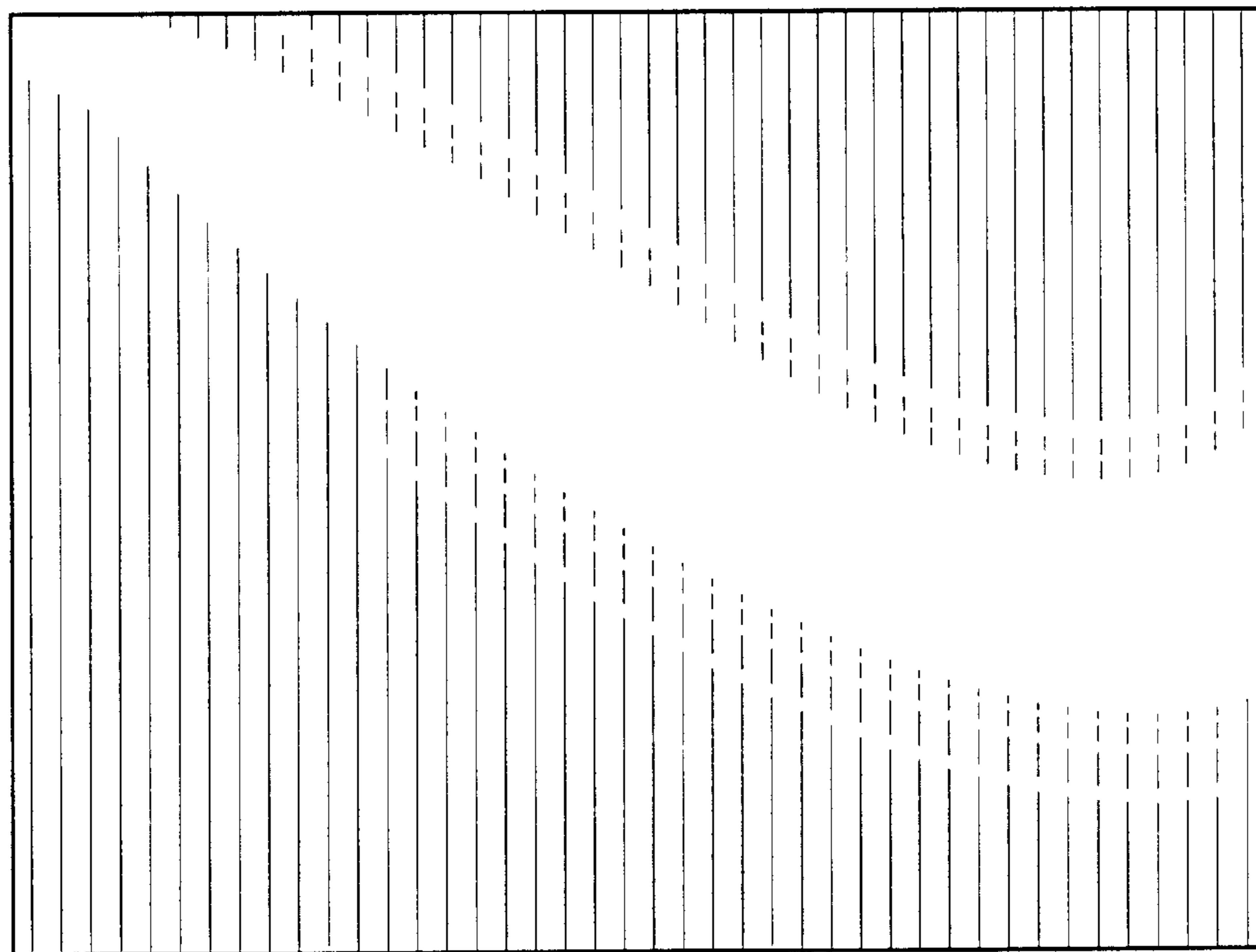


Fig. 3




Fig. 4

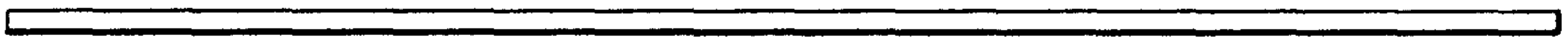


Fig. 5



Fig. 6



Fig. 7