



US00D486863S

(12) **United States Design Patent**
Coe

(10) **Patent No.:** **US D486,863 S**

(45) **Date of Patent:** **** Feb. 17, 2004**

(54) **CLIP FOR ATTACHMENT TO A CLIPBOARD HOLDING PAPER AND OTHER OBJECTS**

(75) Inventor: **Matthew T. Coe**, Annandale, NJ (US)

(73) Assignee: **PharmaDesign, Inc.**, Warren, NJ (US)

(**) Term: **14 Years**

(21) Appl. No.: **29/177,195**

(22) Filed: **Mar. 5, 2003**

(51) **LOC (7) Cl.** **19-02**

(52) **U.S. Cl.** **D19/65; D19/88; D19/90; D8/395**

(58) **Field of Search** D19/34, 65, 75, D19/78, 81-85, 86, 88, 90, 91, 99, 100; D8/394, 395; 24/67 R, 67.1-67.11, 501, 11 PP, 507, 11 R, 510, 511, 489, 499, 545-549, 561, 562, 563; 248/441.1, 442.2, 451, 452; 281/45

(56) **References Cited**

U.S. PATENT DOCUMENTS

1,376,753 A	*	5/1921	Febrey	24/67.11
2,618,086 A	*	11/1952	Komorous	24/562 X
3,099,269 A	*	7/1963	Sörensén	24/67.11
D229,033 S	*	11/1973	Cooper	D19/65
4,468,841 A	*	9/1984	Herington	24/67 R
4,925,143 A	*	5/1990	Sandmeyer	248/441.1
5,184,375 A	*	2/1993	Hoyt	24/11 PP X

D364,188 S	*	11/1995	Wolff	D19/65
5,829,103 A	*	11/1998	Allen	24/11 R
6,213,517 B1	*	4/2001	Goluszka et al.	281/45
D445,135 S	*	7/2001	Najmi	D19/65
D450,090 S	*	11/2001	Cheris et al.	D19/88

* cited by examiner

Primary Examiner—Martie K. Holtje

(74) *Attorney, Agent, or Firm*—Watov & Kipnes, P.C.

(57) **CLAIM**

The ornamental design for a clip for attachment to a clipboard holding paper and other objects, as shown and described.

DESCRIPTION

FIG. 1 is a perspective view showing the top left and front of the clip for attachment to a clipboard holding paper and other objects;

FIG. 2 is a front elevational view thereof;

FIG. 3 is a rear elevational view thereof;

FIG. 4 is a left side elevational view thereof;

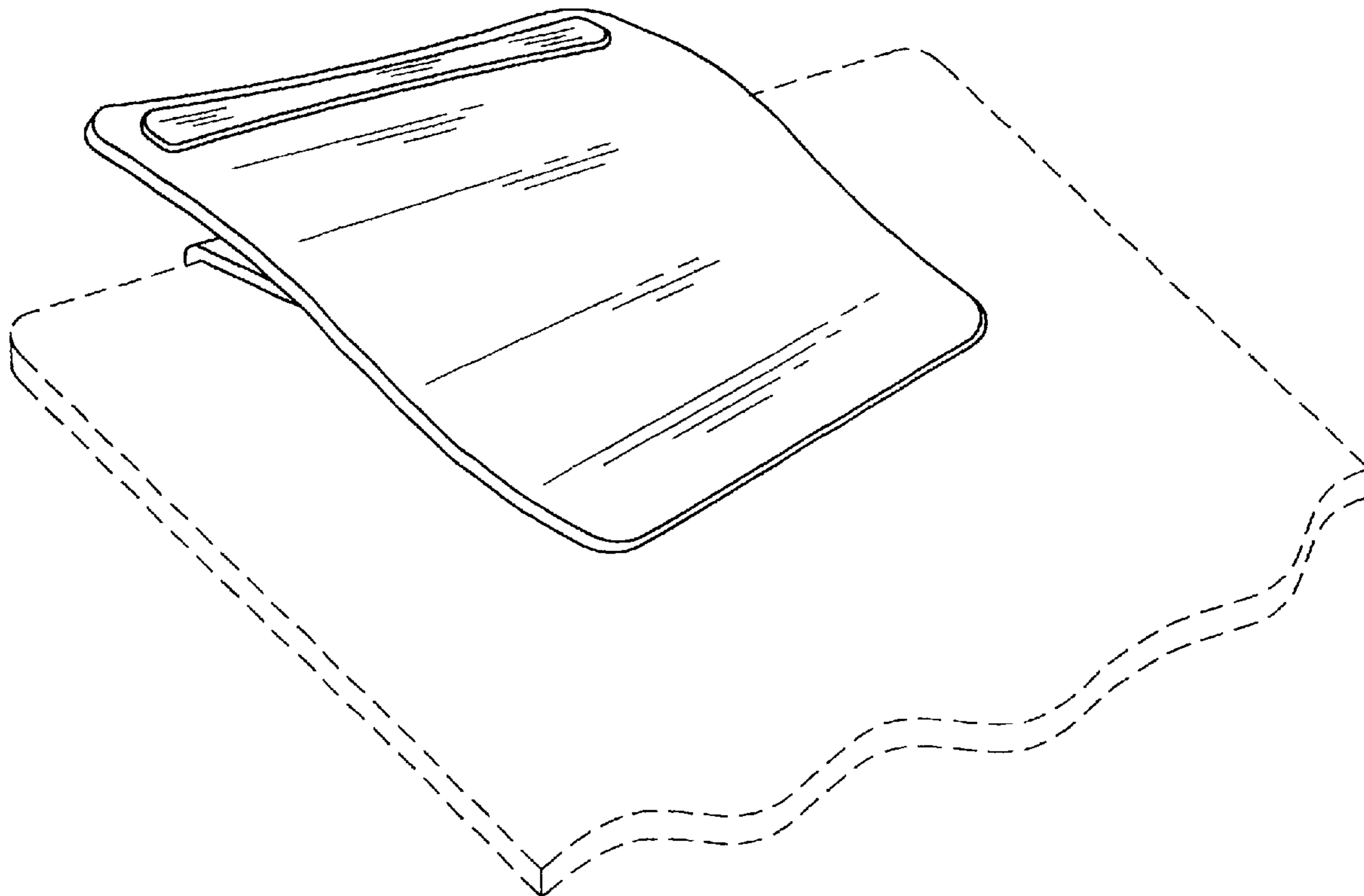
FIG. 5 is a right side elevational view thereof;

FIG. 6 is a top plan view thereof;

FIG. 7 is a bottom plan view thereof; and,

FIG. 8 is a second perspective view thereof, the partial showing of a clipboard depicted by means of broken lines is for illustrative purposes only and forms no part of the claimed design.

1 Claim, 5 Drawing Sheets






FIG. 1

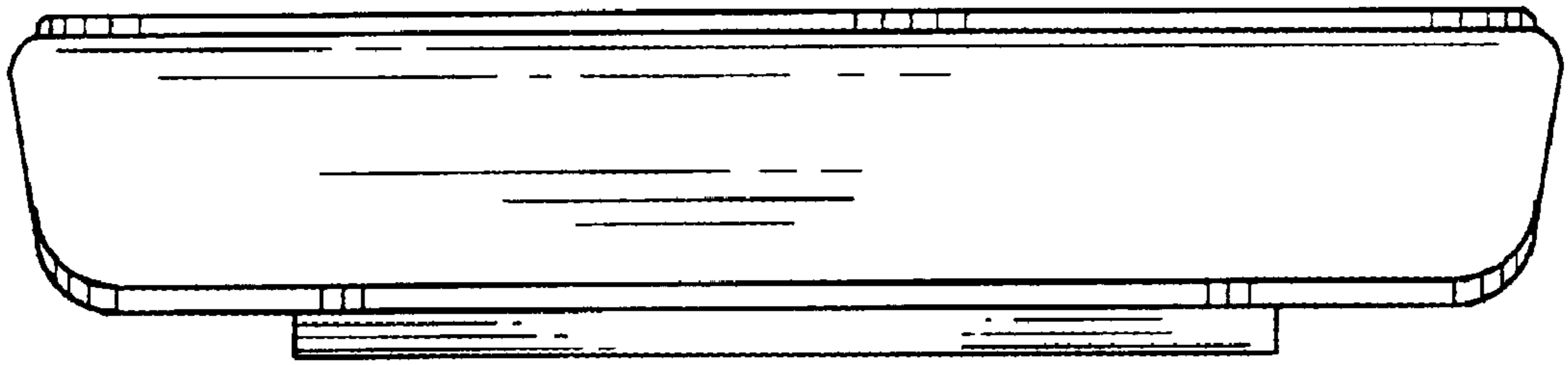


FIG. 2

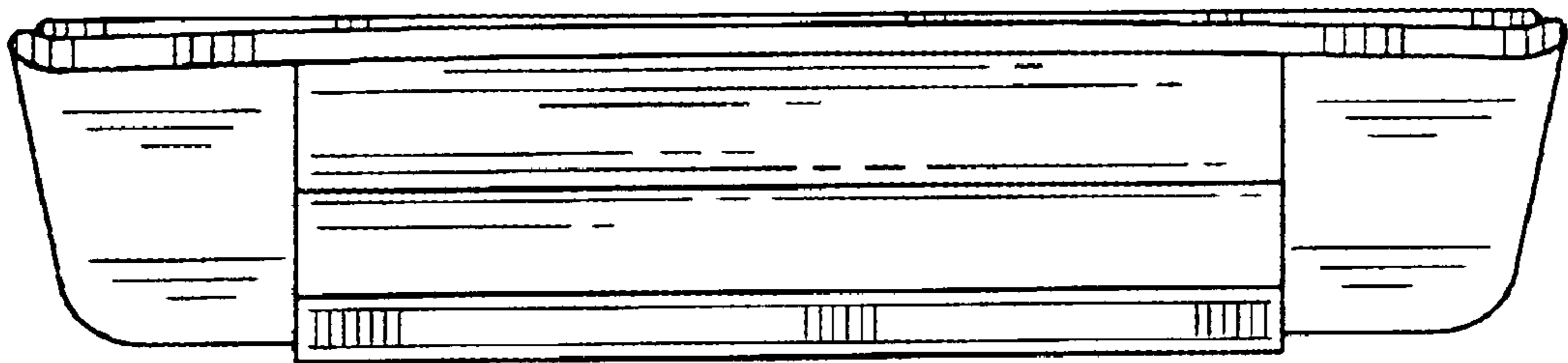


FIG. 3

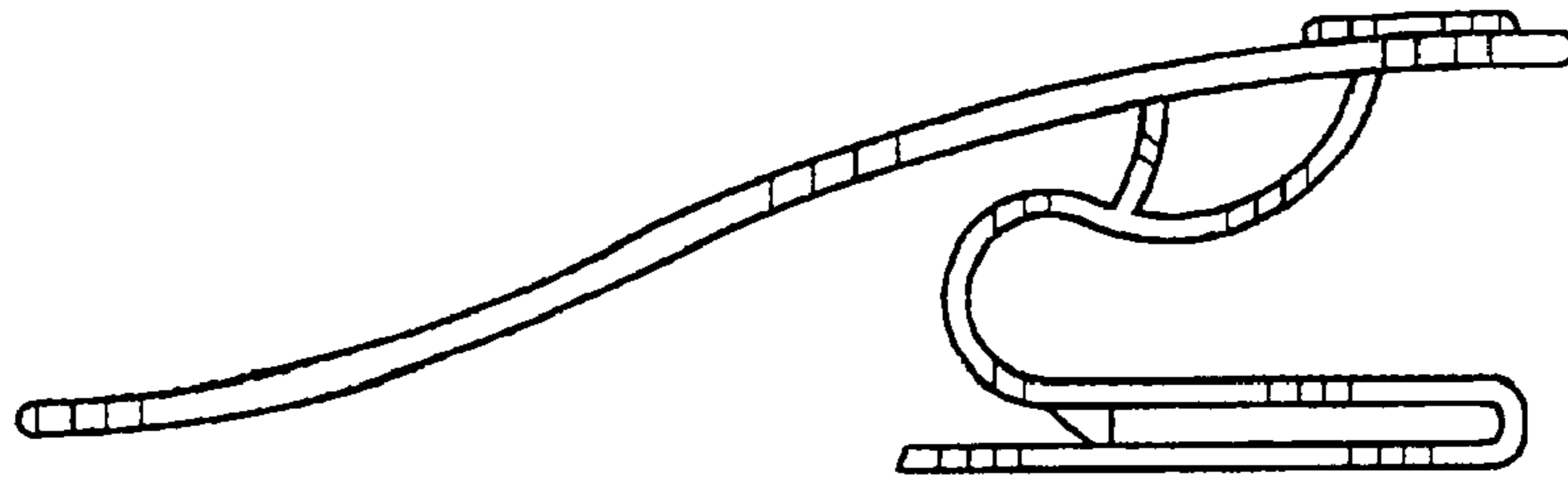


FIG. 4

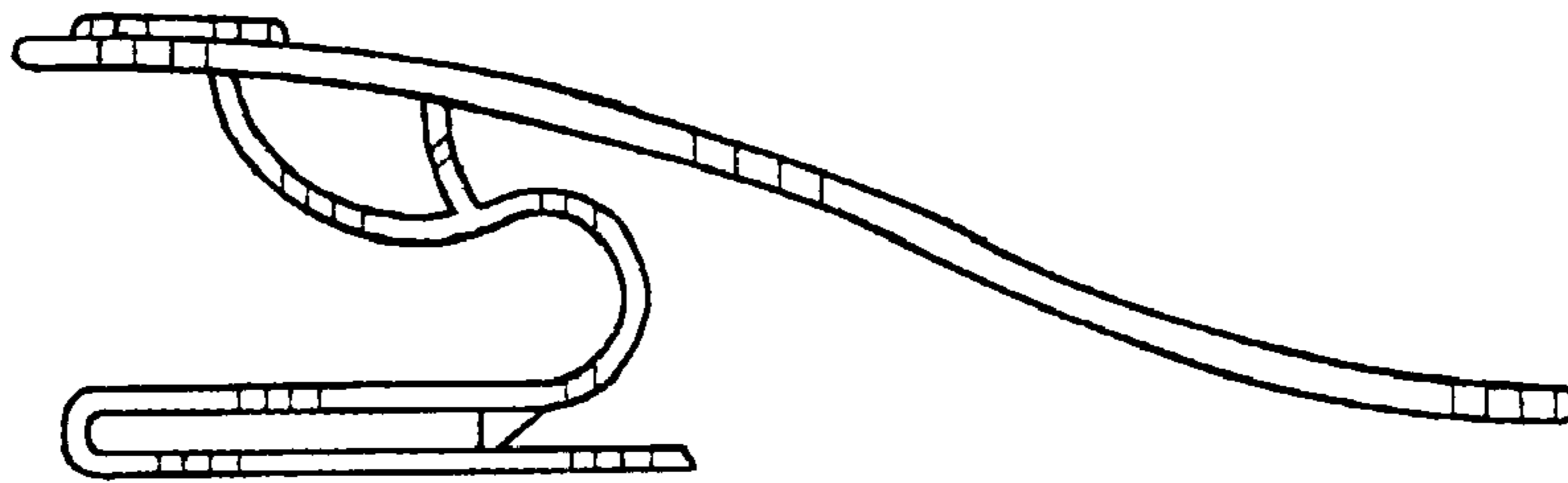


FIG. 5

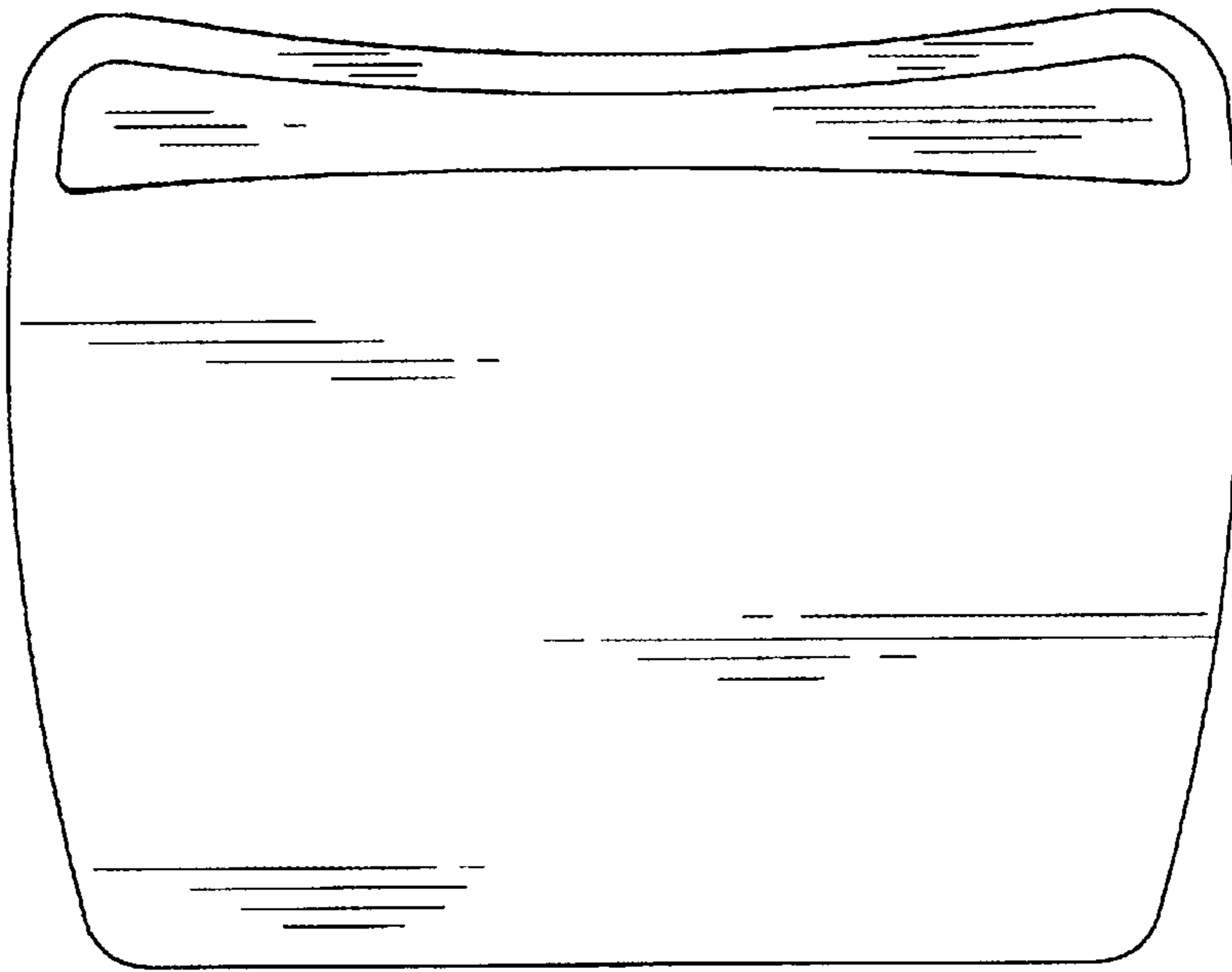


FIG. 6




FIG. 7

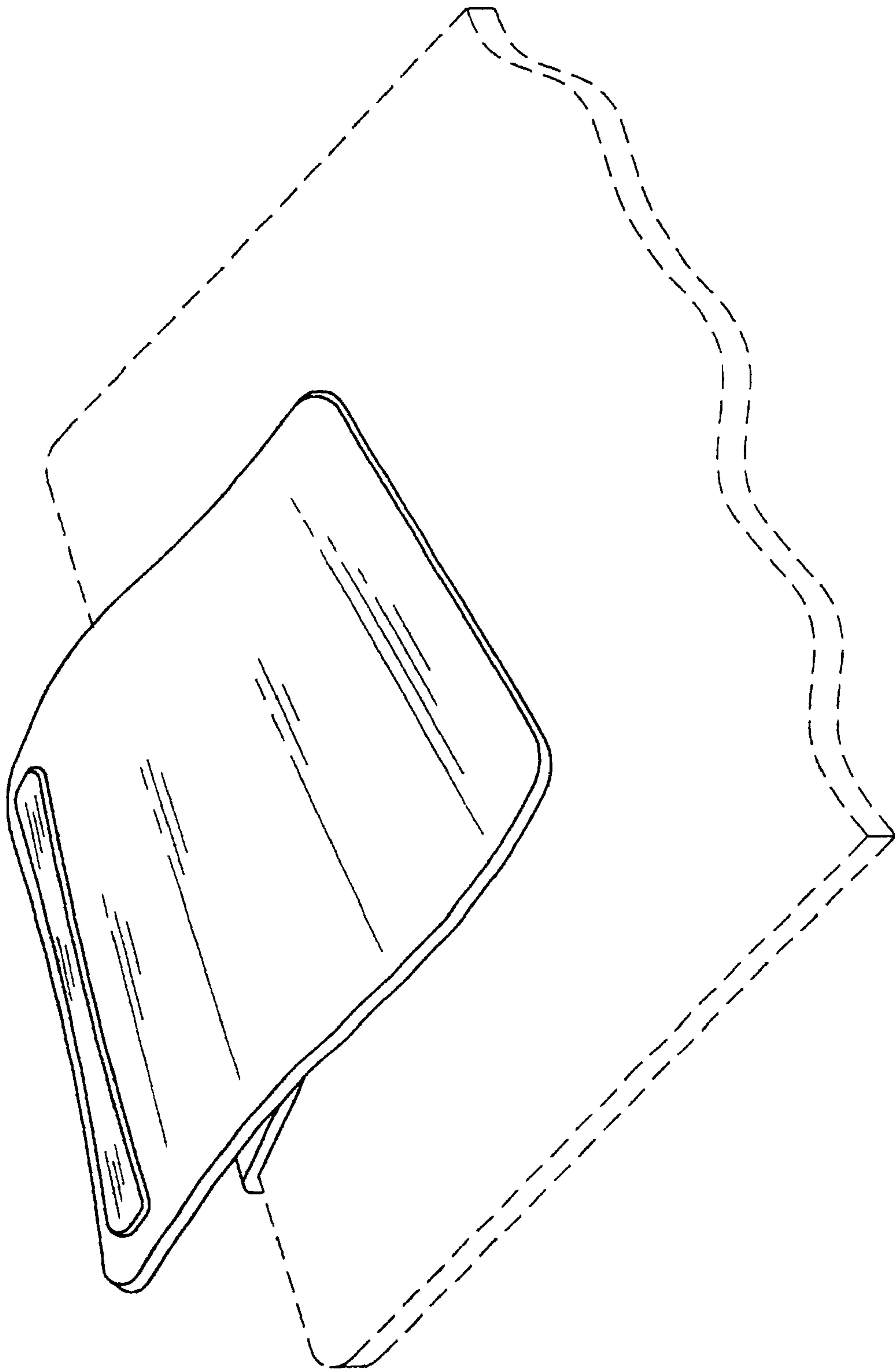


FIG. 8