



US00D486861S

(12) **United States Design Patent** (10) **Patent No.:** **US D486,861 S**  
**Gokey et al.** (45) **Date of Patent:** **\*\* Feb. 17, 2004**

(54) **ANGLED HEAD FOR A WRITING INSTRUMENT**

(75) Inventors: **Melissa Gokey**, Bath, NY (US);  
**Marvin Gokey**, 5425 Turnpike Rd.,  
Bath, NY (US) 14810

(73) Assignees: **Melissa Sue Gokey**, Bath, NY (US);  
**Marvin Gokey**, Bath, NY (US)

(\*\*) Term: **14 Years**

(21) Appl. No.: **29/183,584**

(22) Filed: **Jun. 13, 2003**

(51) **LOC (7) Cl.** ..... **19-06**

(52) **U.S. Cl.** ..... **D19/55**; D19/54

(58) **Field of Search** ..... D19/35, 36, 41-51,  
D19/53-58, 81-85; 401/4, 196, 198, 202,  
261, 262, 264

5,727,893 A \* 3/1998 Handler ..... 401/264  
D399,253 S 10/1998 Raymond  
5,938,360 A \* 8/1999 Yen et al. .... 401/206  
5,947,624 A 9/1999 Davignon  
6,010,263 A 1/2000 White et al.  
6,059,477 A \* 5/2000 Dunlap, Jr. et al. .... 401/199  
6,135,659 A \* 10/2000 Ku ..... 401/4  
D449,071 S \* 10/2001 Kirita ..... D19/55  
2002/0054783 A1 5/2002 Gueret

\* cited by examiner

*Primary Examiner*—Martie K. Holtje  
(74) *Attorney, Agent, or Firm*—Jaeckle Fleischmann &  
Mugel, LLP

(57) **CLAIM**

The ornamental design for an angled head for a writing instrument, as shown and described.

**DESCRIPTION**


FIG. 1 is a front perspective view of our new angled head according to the present invention;  
FIG. 2 is a rear view of the present invention;  
FIG. 3 is a side view of the present invention;  
FIG. 4 is a front view of the present invention; and,  
FIG. 5 is a top view of the present invention.  
The broken lines shown in FIGS. 1-5 of the drawings are for illustrative purposes only, and the subject matter depicted thereby constitutes no part of the claimed design.

**1 Claim, 1 Drawing Sheet**

(56) **References Cited**

U.S. PATENT DOCUMENTS

3,481,677 A \* 12/1969 Abrahamson ..... 401/198  
D255,367 S \* 6/1980 Montague ..... D19/55  
D268,935 S 5/1983 Horntrich  
4,824,271 A \* 4/1989 Nagahama et al. .... 401/196  
D309,913 S 8/1990 Shintani  
D366,279 S 1/1996 Voorhees  
D392,314 S 3/1998 Wilkerson






FIG. 5




FIG. 1



FIG. 2




FIG. 3




FIG. 4