



US00D486860S

(12) **United States Design Patent**
Hodge

(10) **Patent No.:** **US D486,860 S**

(45) **Date of Patent:** **** Feb. 17, 2004**

(54) **COMPOUND GRIP FOR WRITING INSTRUMENT**

(75) Inventor: **Chris R. Hodge**, Redlands, CA (US)

(73) Assignee: **Benchmark, LLC**, Riverside, CA (US)

(**) Term: **14 Years**

(21) Appl. No.: **29/181,440**

(22) Filed: **May 9, 2003**

(51) **LOC (7) Cl.** **19-06**

(52) **U.S. Cl.** **D19/55; D19/48; D19/47**

(58) **Field of Search** D19/35, 36, 41-51,
D19/53-58, 81-85; 401/6, 7, 8, 88; 16/421,
DIG. 12

(56) **References Cited**

U.S. PATENT DOCUMENTS

D191,341 S	*	9/1961	Fuchs	D19/55
4,934,024 A	*	6/1990	Sexton	16/421
D396,059 S	*	7/1998	Plantz et al.	D19/55
D402,693 S	*	12/1998	Sunaga	D19/48
D410,681 S	*	6/1999	Izushima	D19/51
D417,699 S	*	12/1999	Izushima	D19/48
5,997,200 A	*	12/1999	Kageyama et al.	401/6
D436,996 S	*	1/2001	Izushima	D19/47
D446,244 S	*	8/2001	Baudino et al.	D19/51
D454,368 S	*	3/2002	Pellissa Beneyto	D19/48
D455,177 S	*	4/2002	Chiu	D19/54
6,390,704 B1	*	5/2002	Baudino et al.	401/6

OTHER PUBLICATIONS

Quatro Pen, Style 960, *Perfect Pen Catalog*, at www.perfectline.com, circa 2003-2004.

Styks Pen, Style 950, *Perfect Pen Catalog*, at www.perfectline.com, circa 2003-2004.

Vibe Pen, Style 948, *Perfect Pen Catalog*, at www.perfectline.com, circa 2003-2004.

Flex Pen, Style 9151, *Perfect Pen Catalog*, at www.perfectline.com, circa 2003-2004.

Spirit Pen, Style 9046, *Perfect Pen Catalog*, at www.perfectline.com, circa 2003-2004.

Java Pen, Style 9075, *Perfect Pen Catalog*, at www.perfectline.com, circa 2003-2004.

Cha Cha Pen, Style 9002, *Perfect Pen Catalog*, at www.perfectline.com, circa 2003-2004.

Jazz Pen, Style 935, *Perfect Pen Catalog*, at www.perfectline.com, circa 2003-2004.

Twist Pen, Style 927, *Perfect Pen Catalog*, at www.perfectline.com, circa 2003-2004.

Jazz Flag Pen, Style 935 FLA, *Perfect Pen Catalog*, at www.perfectline.com, circa 2003-2004.

* cited by examiner

Primary Examiner—Martie K. Holtje

(74) *Attorney, Agent, or Firm*—Thompson Coburn LLP

(57) **CLAIM**

The ornamental design for a compound grip for writing instrument, as shown and described.

DESCRIPTION

FIG. 1 is a perspective view of a compound grip of the present invention showing my new design;


FIG. 2 is a right side elevational view of the compound grip of FIG. 1, the left side elevational view being a mirror image thereof;

FIG. 3 is a top plan view of the compound grip of FIG. 1; FIG. 4 is a bottom plan view of the compound grip of FIG. 1; and,

FIG. 5 is a front elevational view of the compound grip of FIG. 1.

Broken lines appearing in the Figures are for illustrative purposes only. They are intended to disclose the environment related to the claimed design and to define the bounds of the claim, but are not intended to be part of the claimed design. The rear elevational view forms no part of the claim design.

1 Claim, 2 Drawing Sheets



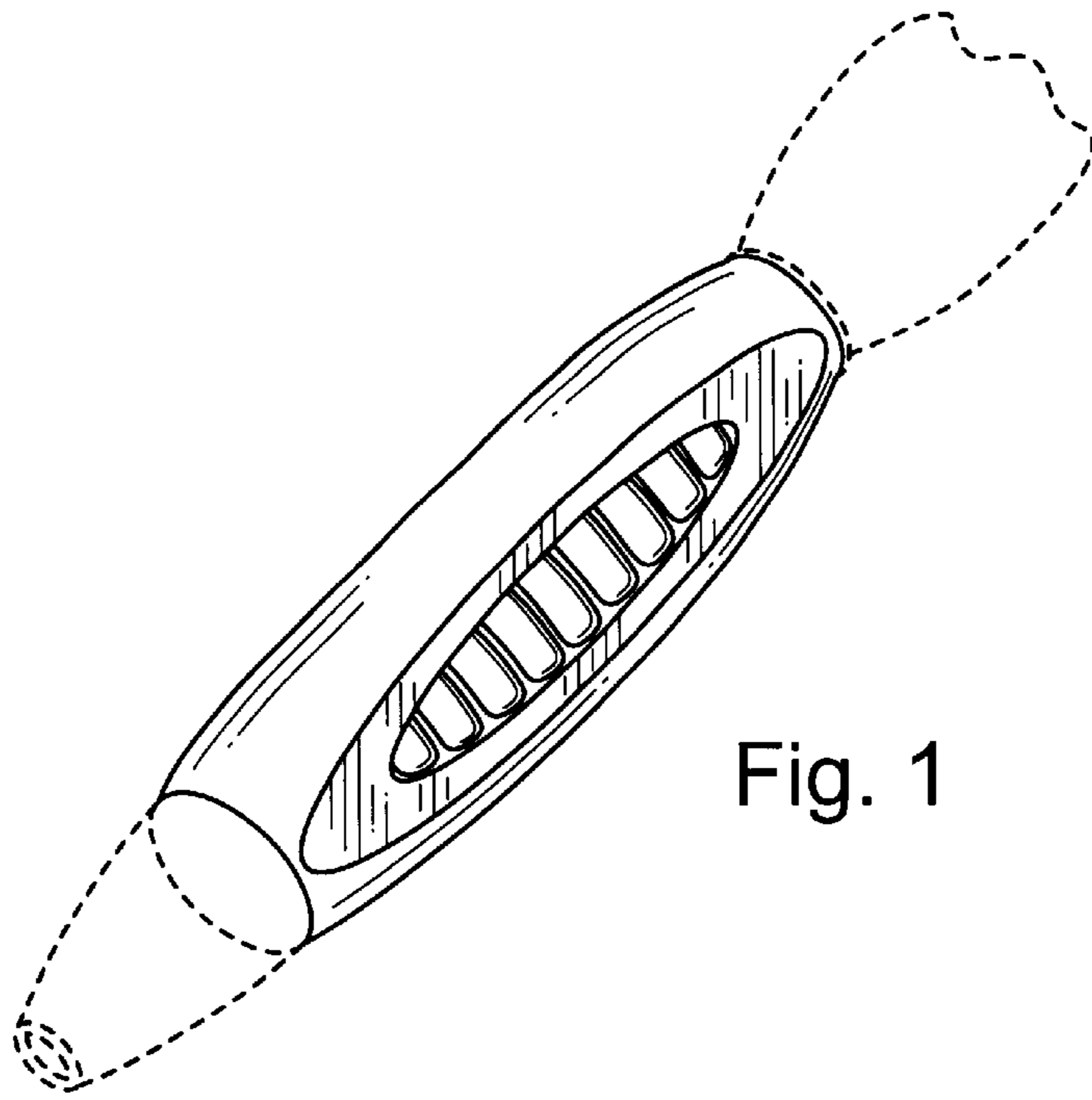


Fig. 1




Fig. 2

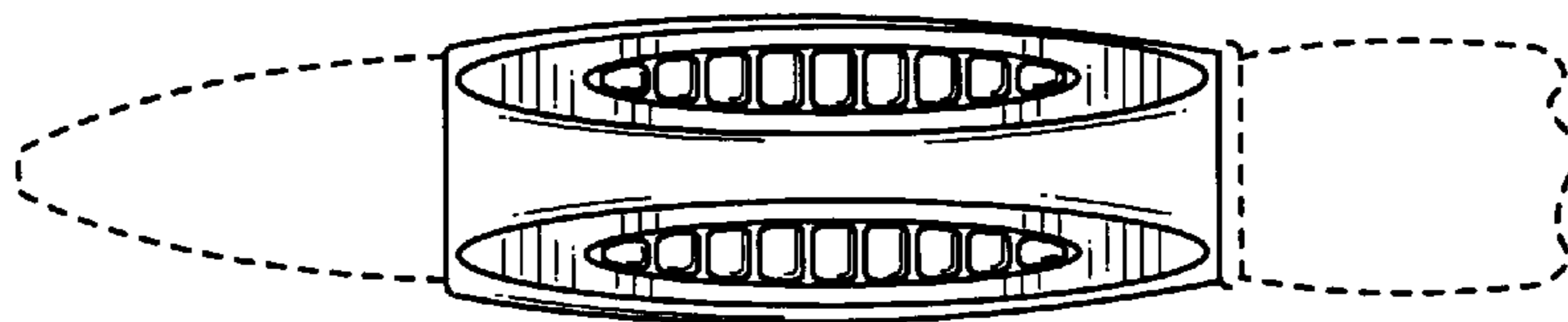


Fig. 3

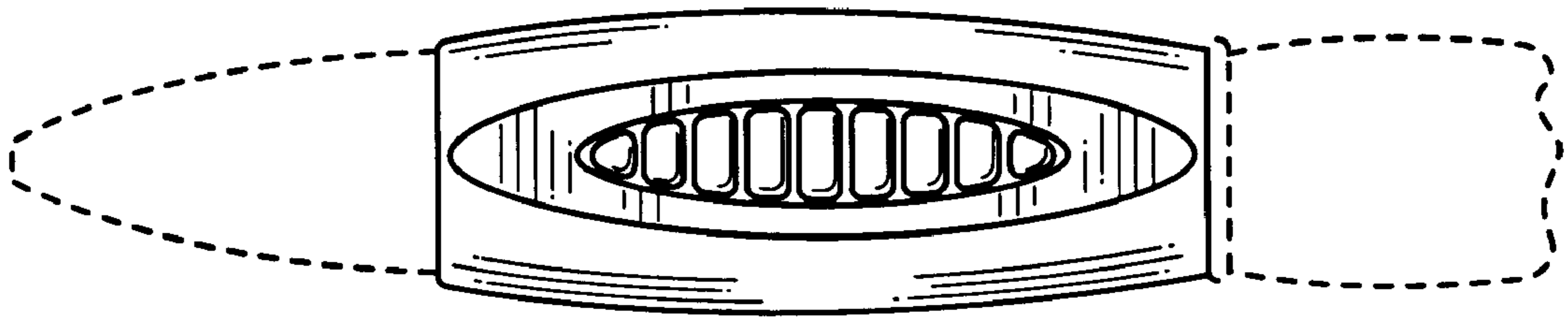


Fig. 4

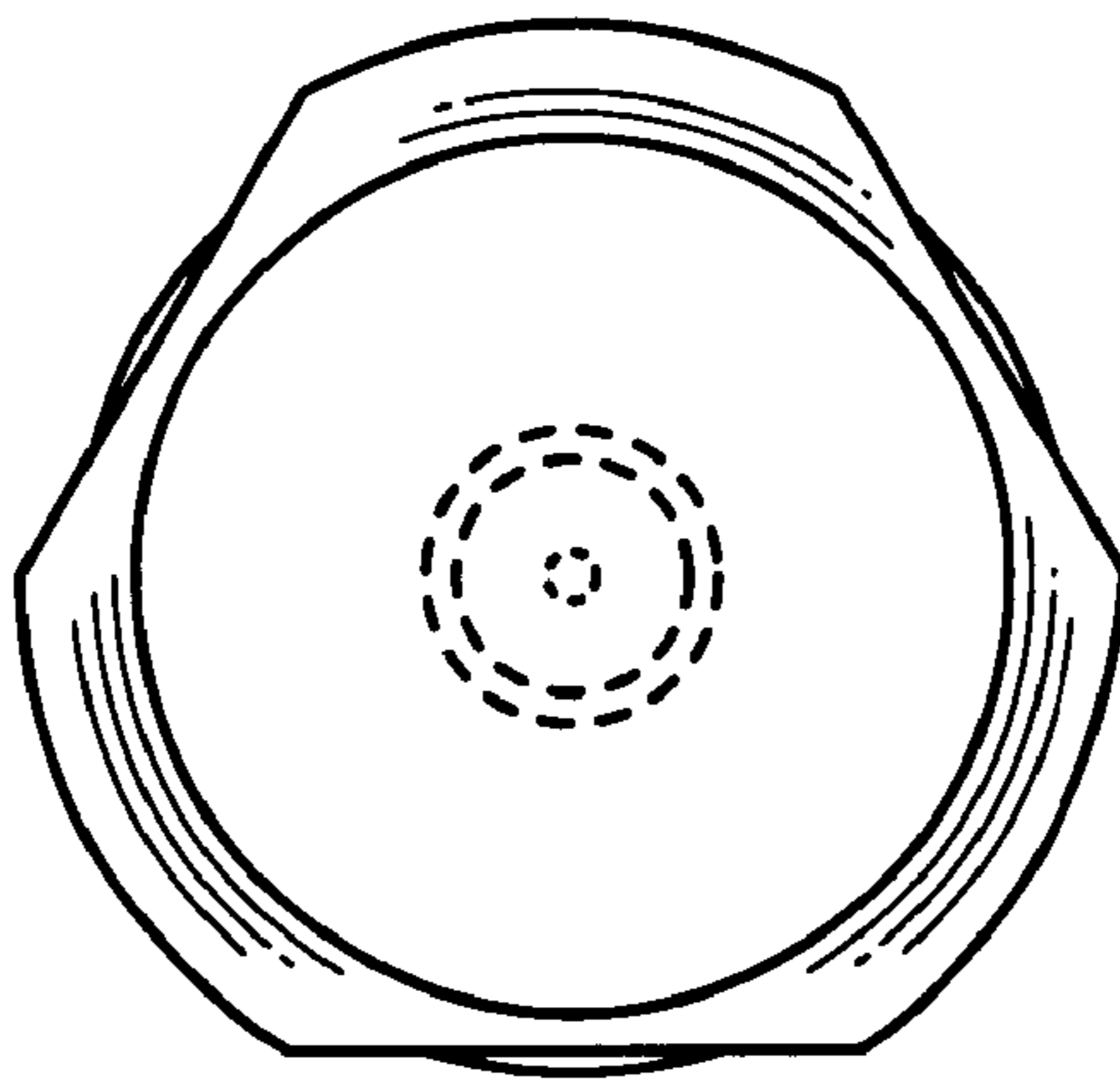


Fig. 5