



US00D486857S

(12) **United States Design Patent**
Sener et al.

(10) **Patent No.:** **US D486,857 S**

(45) **Date of Patent:** **** Feb. 17, 2004**

(54) **WRITING INSTRUMENT**

(75) Inventors: **James Sener**, Glastonbury, CT (US);
David L. Mathieu, South Glastonbury,
CT (US)

(73) Assignee: **Pentel of America, Ltd.**, Torrance, CA
(US)

(**) Term: **14 Years**

(21) Appl. No.: **29/179,683**

(22) Filed: **Apr. 14, 2003**

(51) **LOC (7) Cl.** **19-06**

(52) **U.S. Cl.** **D19/51; D19/55; D19/56;**
D19/50; D19/47

(58) **Field of Search** **D19/35, 36, 41-51,**
D19/53-58, 81-85; 401/6, 7, 88, 99-101,
103-106, 107-110, 111-117, 209

(56) **References Cited**

U.S. PATENT DOCUMENTS

4,035,089	A	*	7/1977	Schwartz et al.	401/6
5,000,599	A	*	3/1991	McCall et al.	401/6
D363,084	S	*	10/1995	Hollington	D19/51
6,036,385	A	*	3/2000	Bistrack	401/6
D433,446	S	*	11/2000	Rosenbaum	D19/51

6,146,038	A	*	11/2000	Mittersinker et al.	401/6
D436,996	S	*	1/2001	Izushima	D19/47
D441,018	S	*	4/2001	Droege	D19/51
D448,805	S	*	10/2001	Willat et al.	D19/55
D456,448	S	*	4/2002	Chiu	D19/54
6,447,190	B1	*	9/2002	Kwitek	401/6

* cited by examiner

Primary Examiner—Martie K. Holtje

(74) *Attorney, Agent, or Firm*—Adams & Wilks

(57) **CLAIM**

The ornamental design for a writing instrument, as shown and described.

DESCRIPTION

FIG. 1 is a front, right perspective view of a writing instrument with the writing tip extended showing our new design;

FIG. 2 is a front, right perspective view thereof with the grip portion in an alternate, twisted state;

FIG. 3 is a front elevational view of FIG. 1;

FIG. 4 is a rear elevational view of FIG. 1;

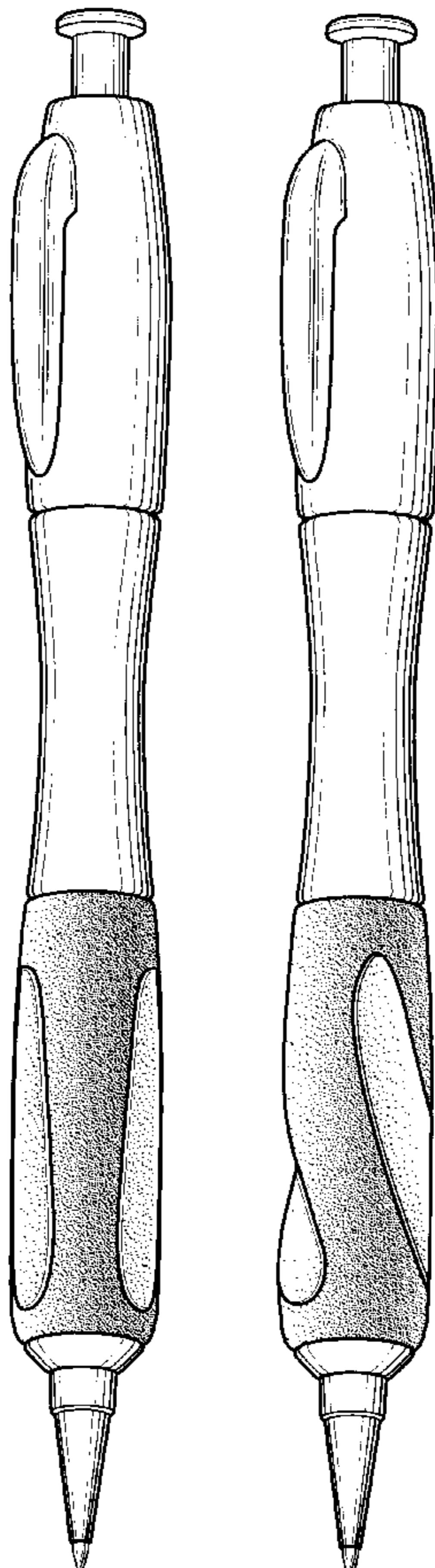
FIG. 5 is a right side elevational view of FIG. 1;

FIG. 6 is left side elevational view of FIG. 1;

FIG. 7 is a top plan view of FIG. 1; and,

FIG. 8 is a bottom plan view of FIG. 1.

1 Claim, 4 Drawing Sheets



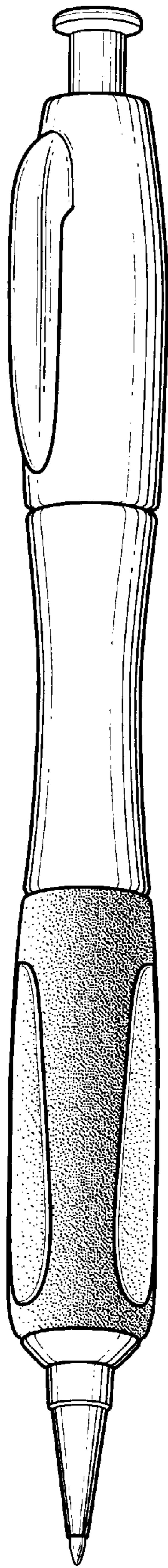


FIG. 1

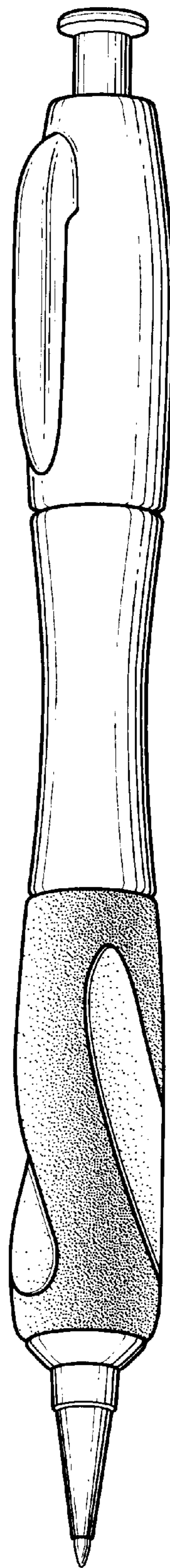


FIG. 2

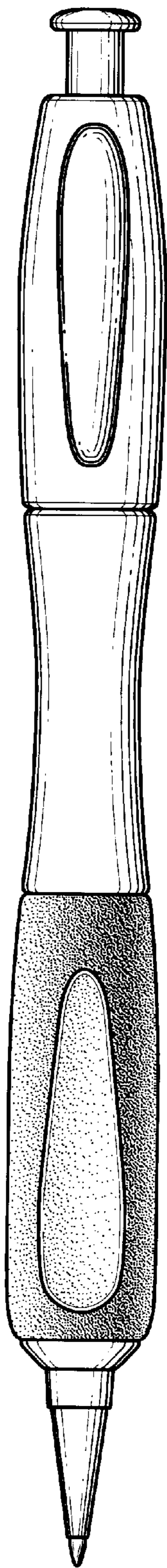


FIG. 3

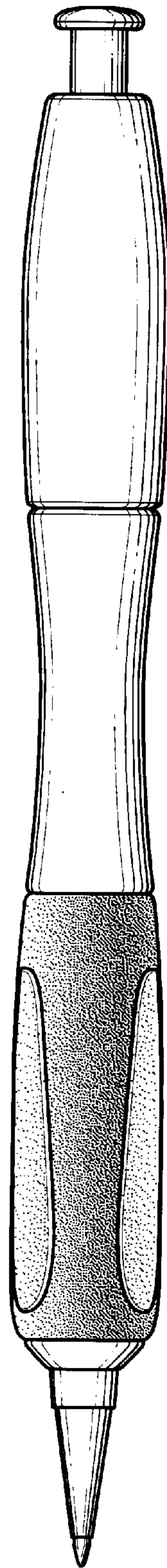


FIG. 4

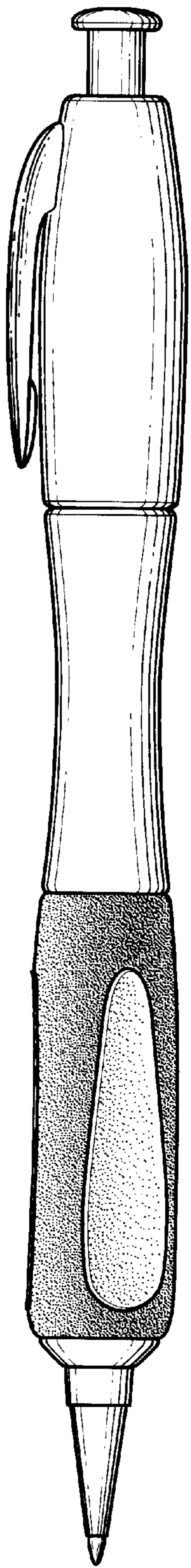


FIG. 5

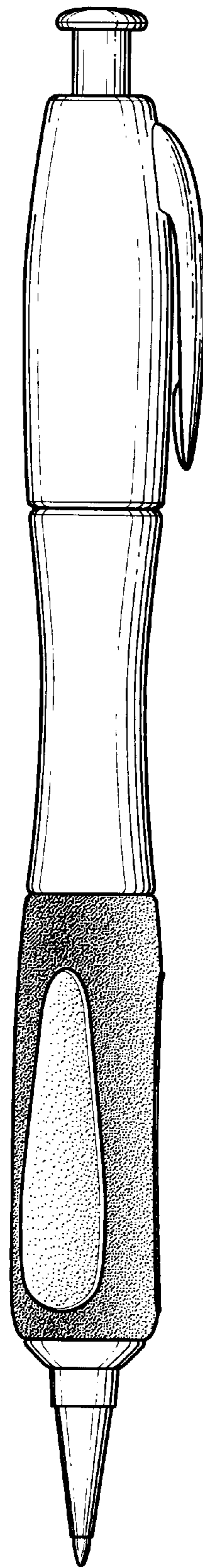


FIG. 6

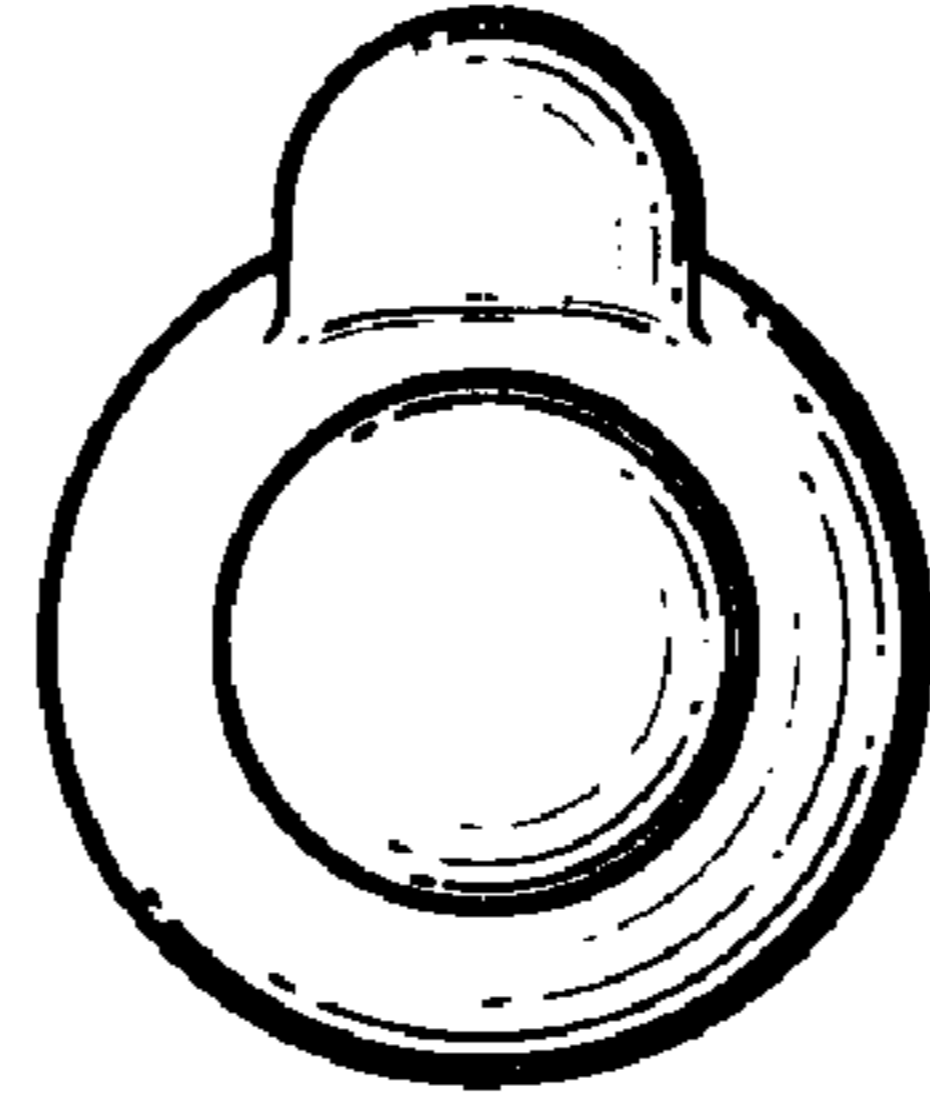


FIG. 7




FIG. 8