



US00D486854S

(12) **United States Design Patent**
Wehmeyer et al.

(10) **Patent No.:** **US D486,854 S**

(45) **Date of Patent:** **** Feb. 17, 2004**

(54) **BINDER**

D435,591 S * 12/2000 Wyant D19/27
D459,391 S * 6/2002 Huang D19/27

(75) Inventors: **Stephen D. Wehmeyer**, Cincinnati, OH (US); **Michael K. Brann**, Dayton, OH (US)

OTHER PUBLICATIONS

Graphic Products Corporation Catalog #7, c1981, see circled concentric oval motif, right center, p. 86.*
Letraset Product update, c1983, p. 225, see circled concentric oval motif, lower left.*

(73) Assignee: **MeadWestvaco Corporation**, Stamford, CT (US)

* cited by examiner

(**) Term: **14 Years**

Primary Examiner—Martie K. Holtje

(21) Appl. No.: **29/183,340**

(74) *Attorney, Agent, or Firm*—Thompson Hine LLP

(22) Filed: **Jun. 11, 2003**

(57) **CLAIM**

(51) **LOC (7) Cl.** **19-04**

The ornamental design for a binder, as shown and described.

(52) **U.S. Cl.** **D19/26; D3/303**

DESCRIPTION

(58) **Field of Search** D3/247, 252, 301, D3/303, 900; D19/26, 27, 28, 32, 33; 281/15.1, 3, 1, 4, 19.1, 19.2, 21.1, 27.1–27.3, 28, 29, 30, 31, 32, 35, 38, 44, 51; 402/31–36, 69, 73, 74, 75–79, 80 R, 80 P, 500–503

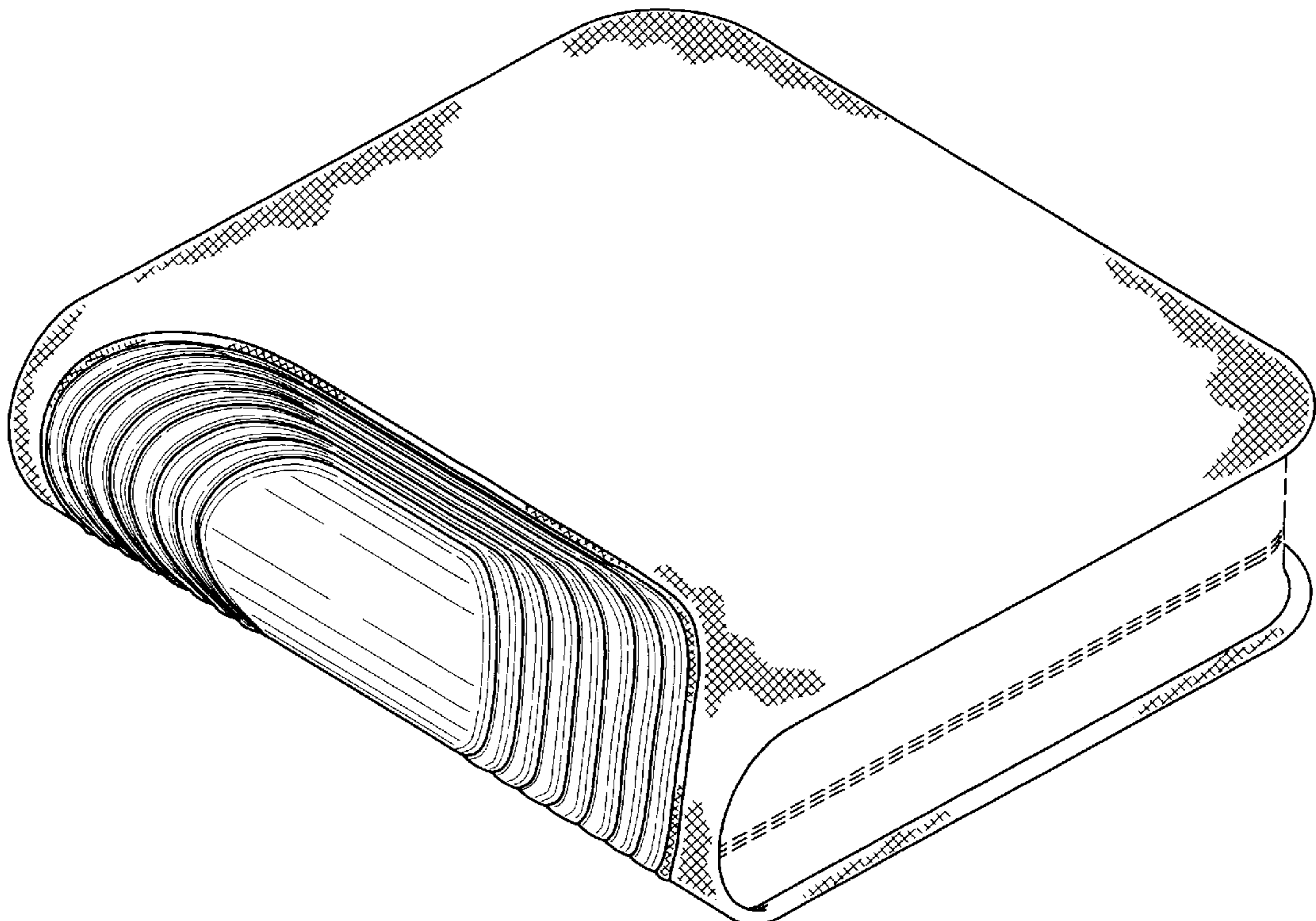
FIG. 1 is a rear perspective view of one embodiment of the binder of the present invention;
FIG. 2 is a top view of the binder of FIG. 1, the bottom view being identical thereto;
FIG. 3 is a front end view of the binder of FIG. 1;
FIG. 4 is a rear end view of the binder of FIG. 1;
FIG. 5 is a left side view of the binder of FIG. 1, the right side view being identical thereto; and,
FIG. 6 is a top view of the back of the binder of FIG. 1, with the binder in its fully open position.
The broken lines are for illustrative purposes only and form no part of the claimed design.

(56) **References Cited**

U.S. PATENT DOCUMENTS

D353,713 S	*	12/1994	Kumashiro	D3/276
D393,368 S	*	4/1998	Wyant	D3/303
D397,870 S	*	9/1998	Winter	D3/294
D401,410 S	*	11/1998	Wyant	D3/303
D414,801 S	*	10/1999	Karten et al.	D19/27
6,030,140 A	*	2/2000	Karten et al.	402/73
D424,615 S	*	5/2000	Wyant	D19/32

1 Claim, 3 Drawing Sheets



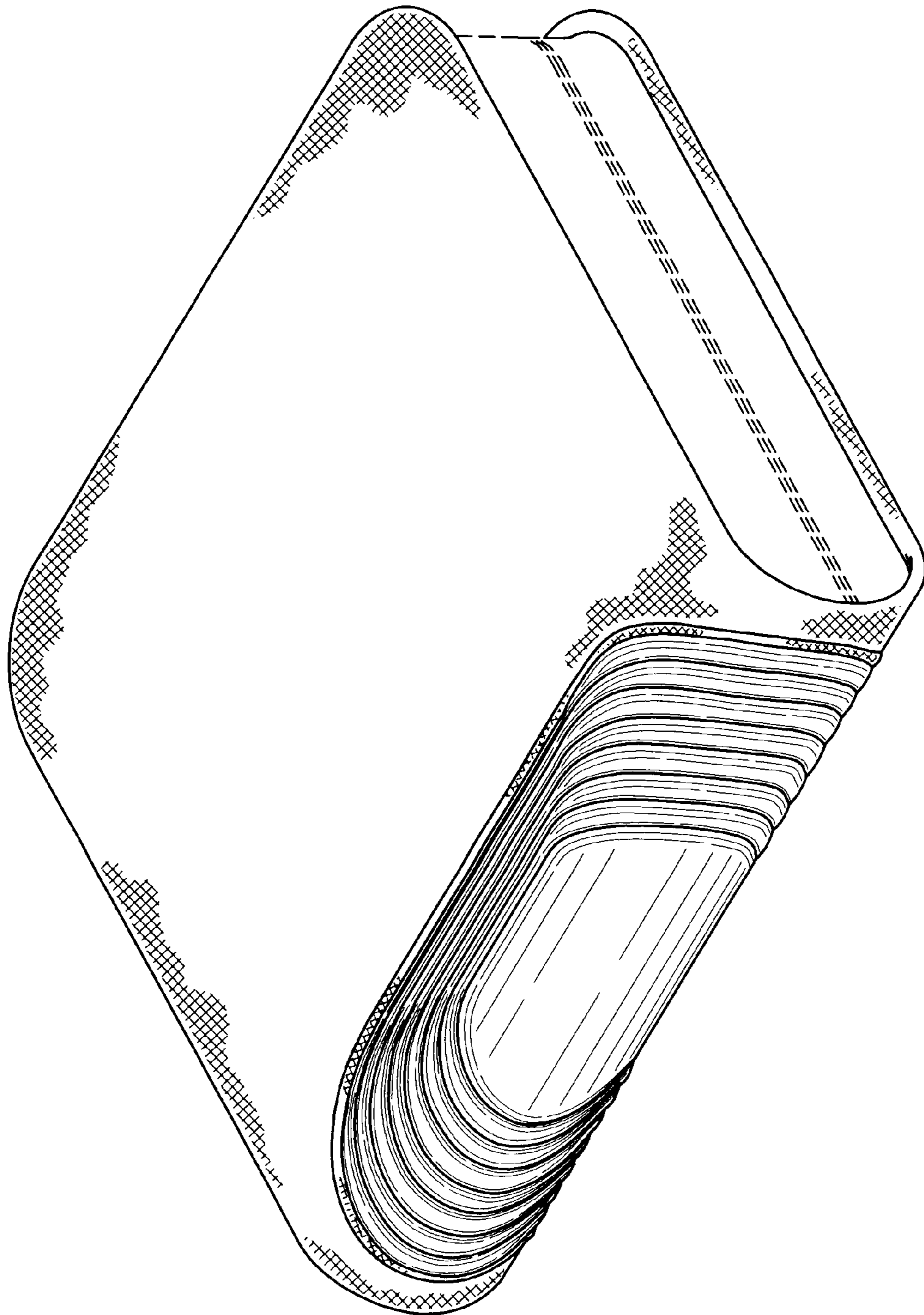


FIG. 1

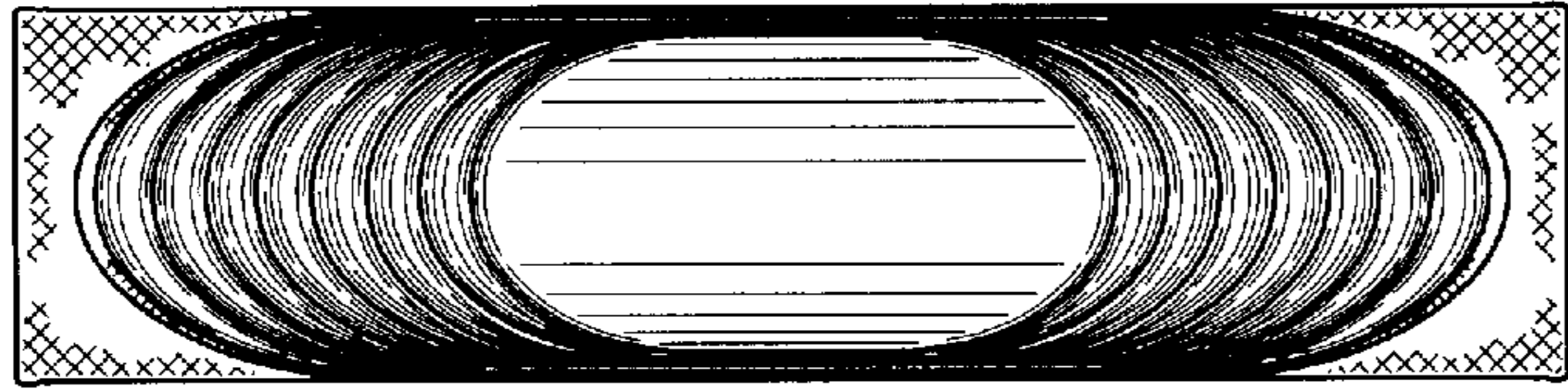


FIG. 4

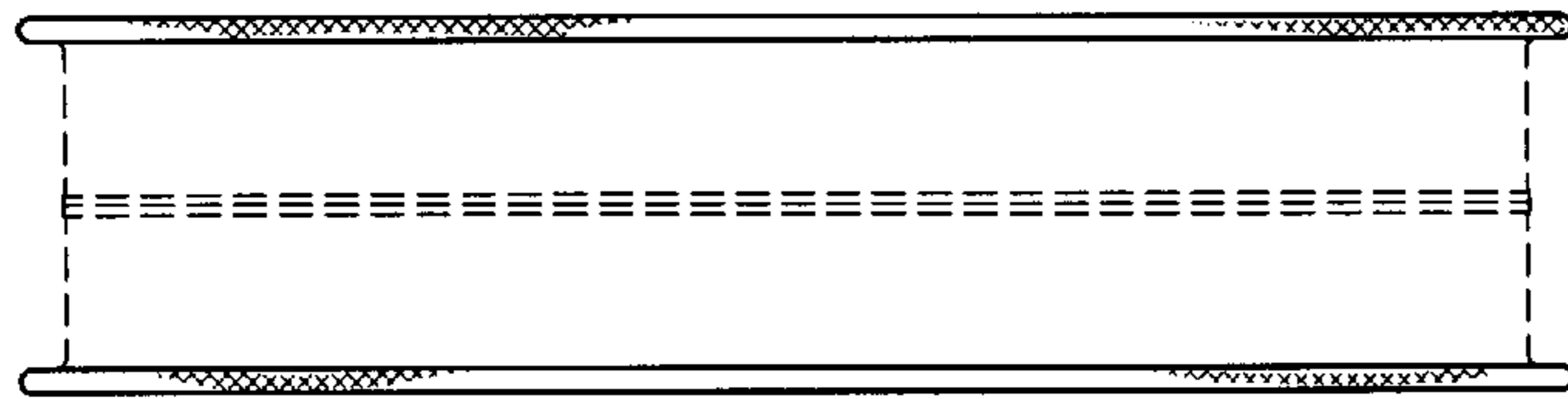


FIG. 3




FIG. 2

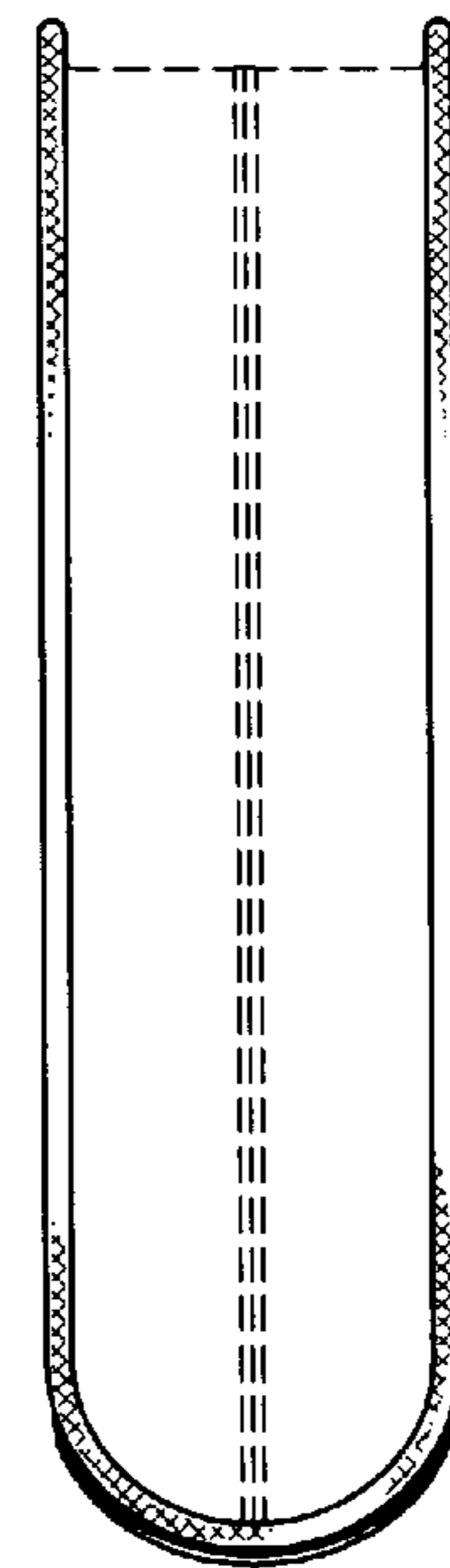


FIG. 5

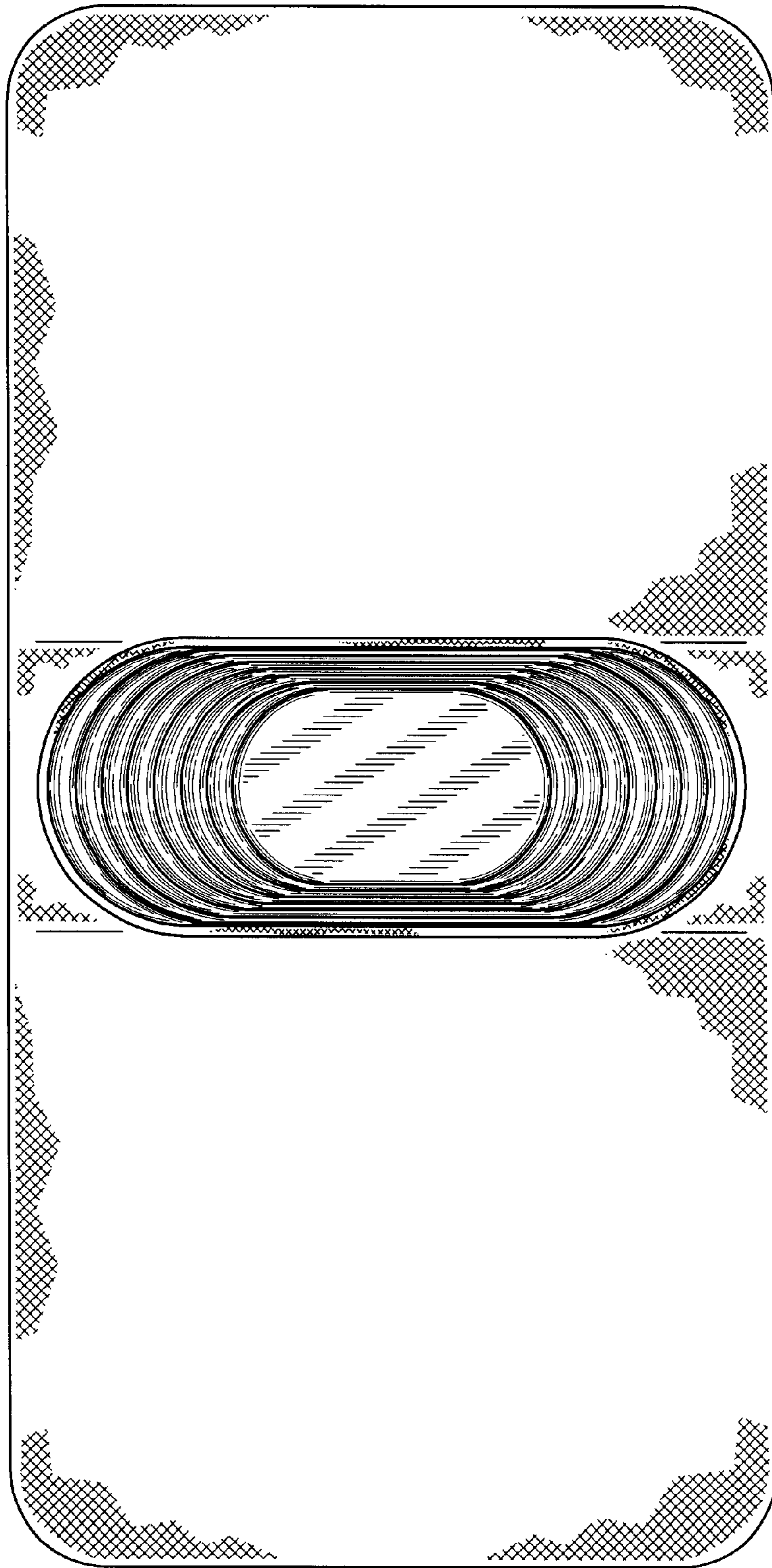


FIG. 6