



US00D486829S

(12) **United States Design Patent**
Wang et al.

(10) **Patent No.:** **US D486,829 S**

(45) **Date of Patent:** **** Feb. 17, 2004**

(54) **BLUETOOTH USB DONGLE**

(76) Inventors: **Tai-Chang Wang**, 4Fl., No. 201,
Tunghwa N. Rd., Taipei (TW);
Po-Chun Huang, 4Fl., No. 201,
Tunghwa N. Rd., Taipei (TW);
Chun-Lung Chou, 4Fl., No. 201,
Tunghwa N. Rd., Taipei (TW)

(**) Term: **14 Years**

(21) Appl. No.: **29/178,689**

(22) Filed: **Mar. 28, 2003**

(51) **LOC (7) Cl.** **14-02**

(52) **U.S. Cl.** **D14/433; D14/242**

(58) **Field of Search** **D14/432, 433,**
D14/240, 242, 256, 155; D13/184; 320/115;
455/463

(56) **References Cited**

U.S. PATENT DOCUMENTS

D377,339 S * 1/1997 Beruscha et al. D13/184

D408,384 S * 4/1999 Hata et al. D14/433

6,255,800 B1 * 7/2001 Bork 320/115

D463,391 S * 9/2002 Siokola D14/155

D463,417 S * 9/2002 Chan et al. D14/242

* cited by examiner

Primary Examiner—Kay H. Chin

(57) **CLAIM**

The ornamental design for bluetooth USB dongle, as shown and described.

DESCRIPTION

FIG. 1 is a perspective view of bluetooth USB dongle showing my new design;

FIG. 2 is a front elevational view thereof;

FIG. 3 is a rear elevational view thereof;

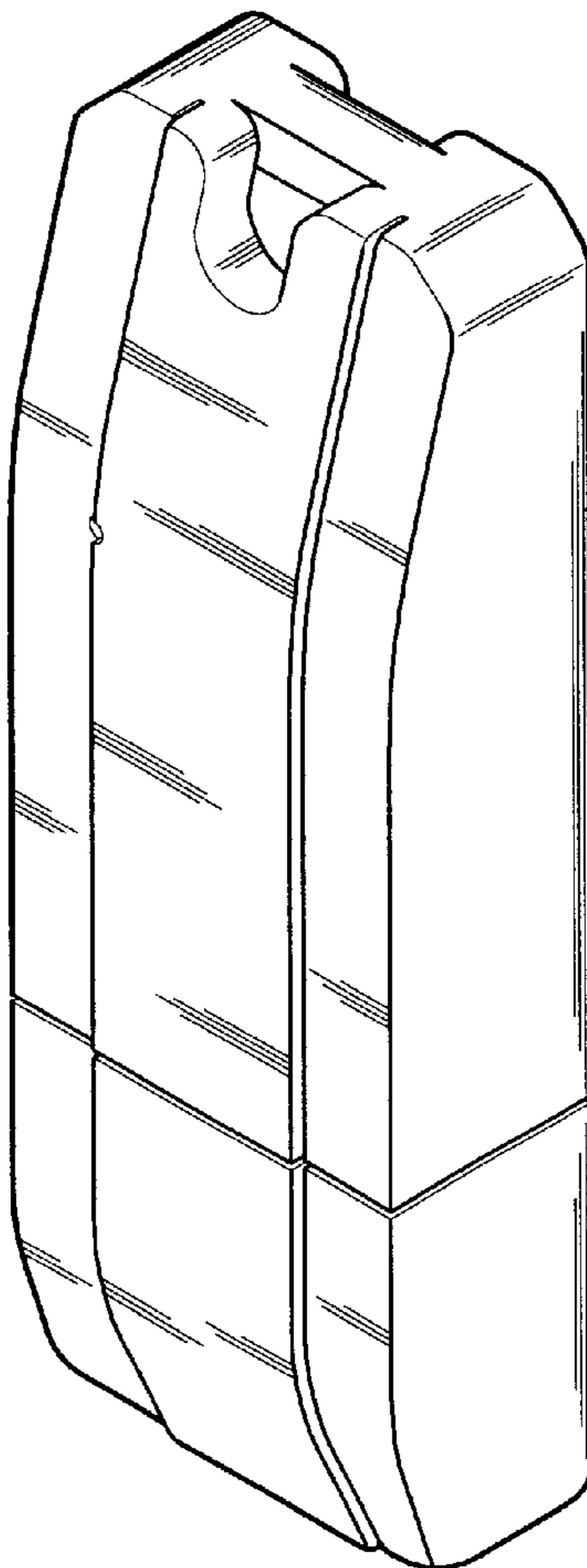
FIG. 4 is a left side elevational view thereof;

FIG. 5 is right side elevational view thereof;

FIG. 6 is a top view thereof; and,

FIG. 7 is a bottom view thereof.

1 Claim, 7 Drawing Sheets






FIG. 1

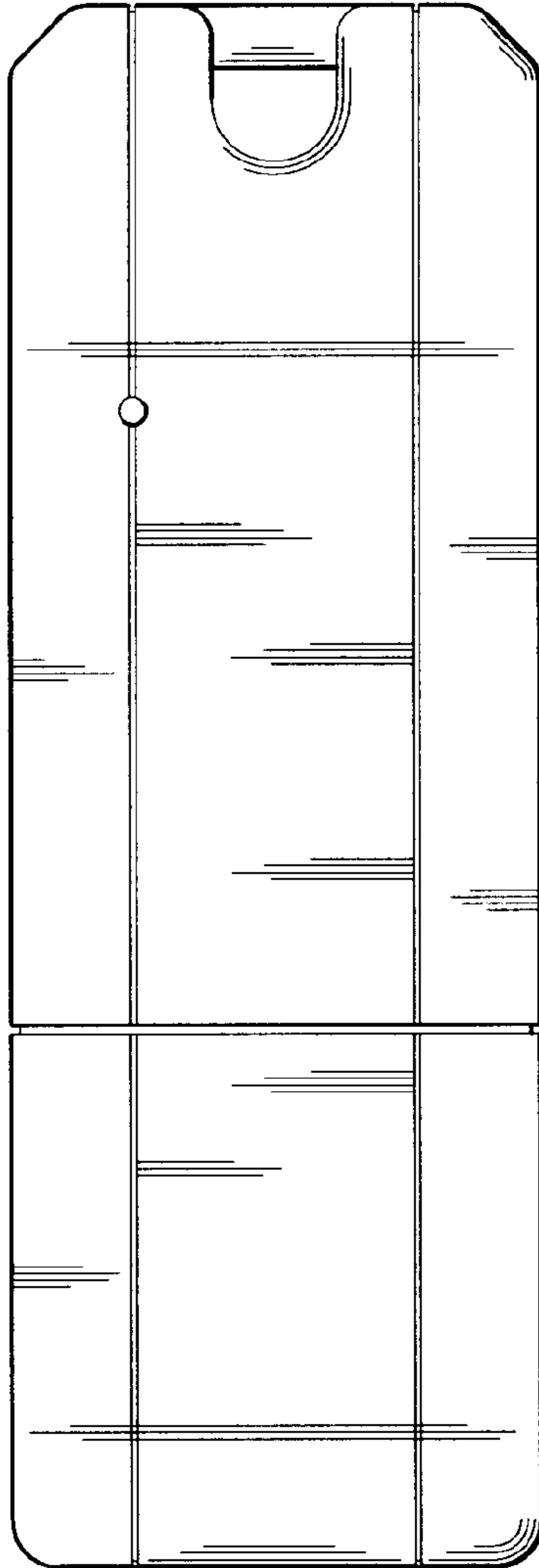


FIG. 2




FIG. 3

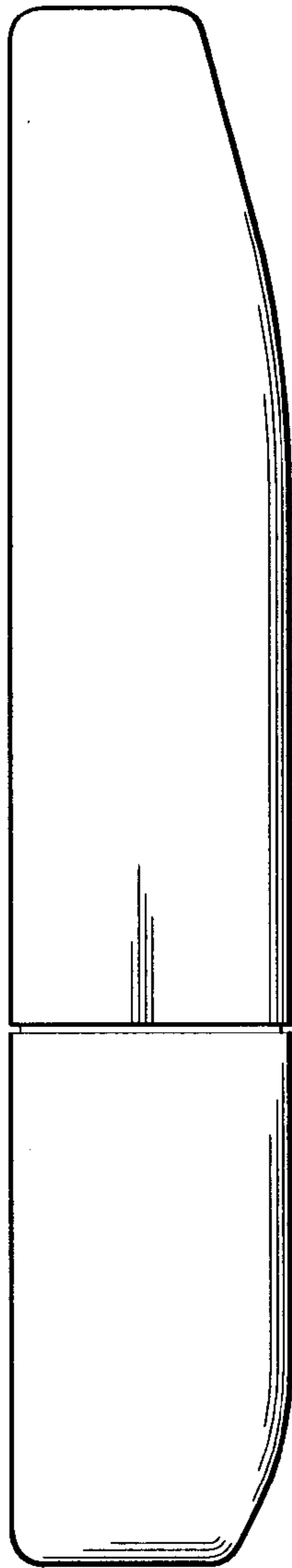


FIG. 4

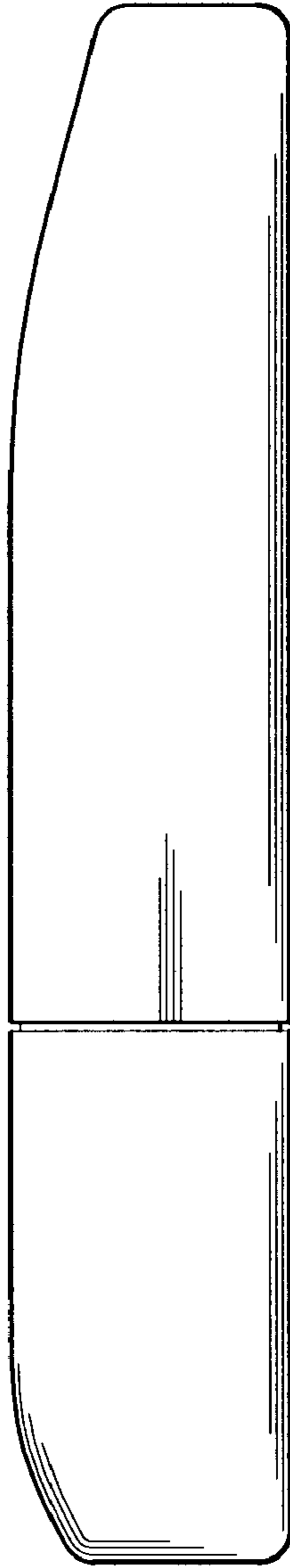


FIG. 5

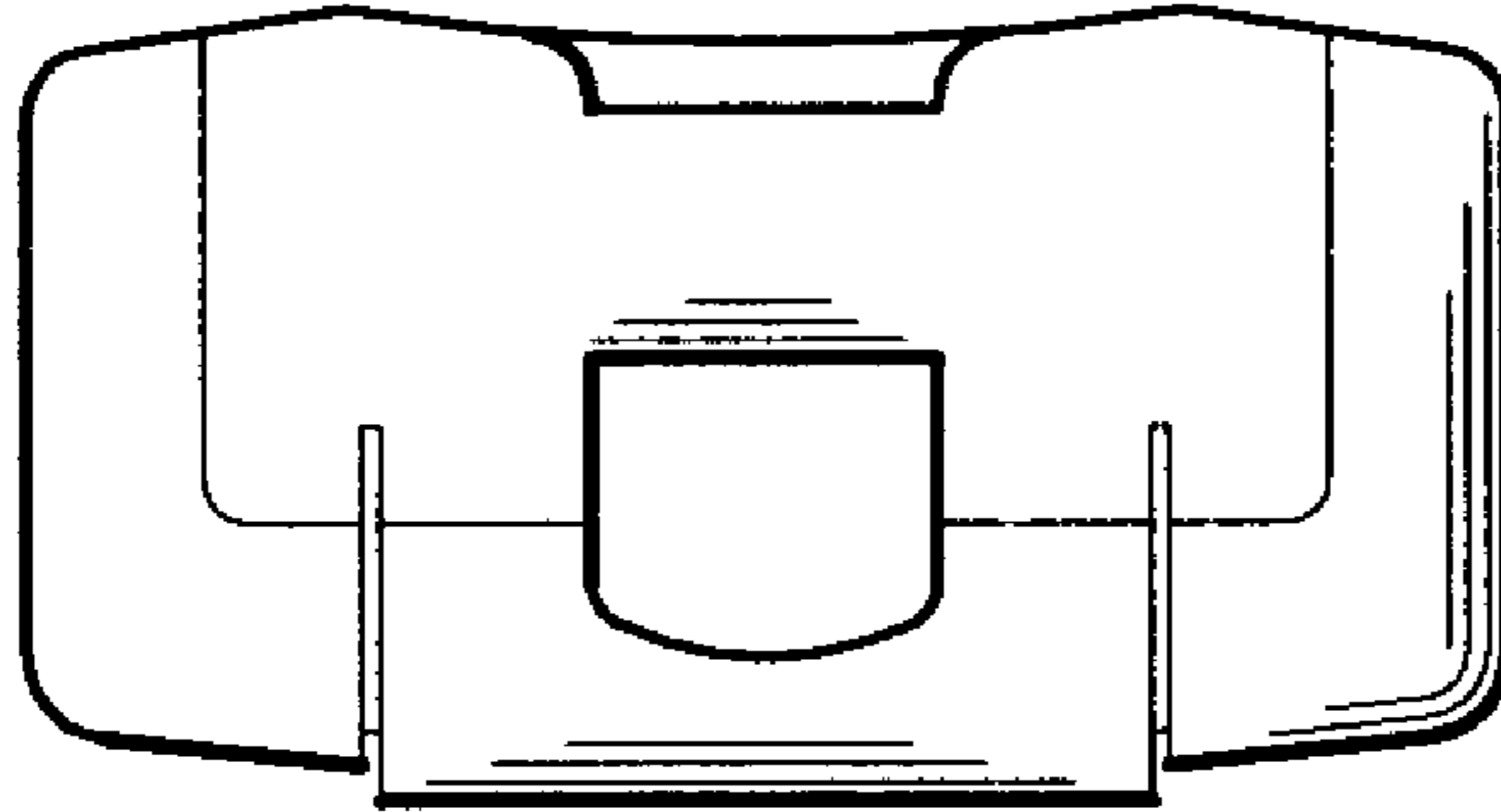


FIG. 6




FIG. 7