



US00D486809S

(12) **United States Design Patent**
Hwang

(10) **Patent No.:** **US D486,809 S**

(45) **Date of Patent:** **** Feb. 17, 2004**

(54) **MOBILE PHONE**

(75) **Inventor:** **Sung Jun Hwang, Seoul (KR)**

(73) **Assignee:** **LG Electronics Inc., Seoul (KR)**

(**) **Term:** **14 Years**

(21) **Appl. No.:** **29/177,587**

(22) **Filed:** **Mar. 13, 2003**

(30) **Foreign Application Priority Data**

Sep. 13, 2002 (KR) 30-2002-0026210

(51) **LOC (7) Cl. 14-03**

(52) **U.S. Cl. D14/138**

(58) **Field of Search** D14/137, 138,
D14/218, 147-148, 247-248, 144, 341-347;
379/433.01-433.13, 419, 434, 428.01-428.04,
420.01-420.04, 440; 455/550.1-90.3; D21/517

(56) **References Cited**

U.S. PATENT DOCUMENTS

- 5,276,916 A * 1/1994 Pawlish et al. 455/575.1
- D393,856 S * 4/1998 Lee et al. D14/138
- D408,030 S * 4/1999 Richards et al. D14/138
- D440,955 S * 4/2001 Tanaka et al. D14/138
- 6,230,028 B1 * 5/2001 Shirakawa 455/566
- D443,865 S * 6/2001 Kim D14/138
- D443,866 S * 6/2001 Arbisi et al. D14/138
- D445,411 S * 7/2001 Kim et al. D14/138
- D445,412 S * 7/2001 Lee et al. D14/138
- D445,771 S * 7/2001 Kim D14/138
- D447,128 S * 8/2001 Lee et al. D14/138
- D455,135 S * 4/2002 Hyun D14/138

- D456,378 S * 4/2002 Fujimoto D14/138
- D458,594 S * 6/2002 Jang D14/138
- D465,466 S * 11/2002 Hyun D14/138
- D468,282 S * 1/2003 Chen D14/138
- D468,283 S * 1/2003 Hong et al. D14/138
- D469,070 S * 1/2003 Lee D14/138
- D475,688 S * 6/2003 Pierce et al. D14/138
- D475,689 S * 6/2003 Shimazu et al. D14/138
- D477,295 S * 7/2003 Chung D14/138
- D477,296 S * 7/2003 Minamide D14/138
- D477,581 S * 7/2003 Iijima et al. D14/138
- 2003/0096582 A1 * 5/2003 Kim 379/428.01 X

FOREIGN PATENT DOCUMENTS

GB 234324 A * 5/2000

* cited by examiner

Primary Examiner—Jeffrey Asch

(74) *Attorney, Agent, or Firm*—Birch, Stewart, Kolasch & Birch, LLP

(57) **CLAIM**

The ornamental design for mobile phone, as shown and described.

DESCRIPTION

FIG. 1 is perspective view of the mobile phone;
FIG. 2 is a front view thereof;
FIG. 3 is a rear view thereof;
FIG. 4 is a left side view thereof;
FIG. 5 is a right side view thereof;
FIG. 6 is a top plan view thereof; and,
FIG. 7 is a bottom plan view thereof.

1 Claim, 4 Drawing Sheets

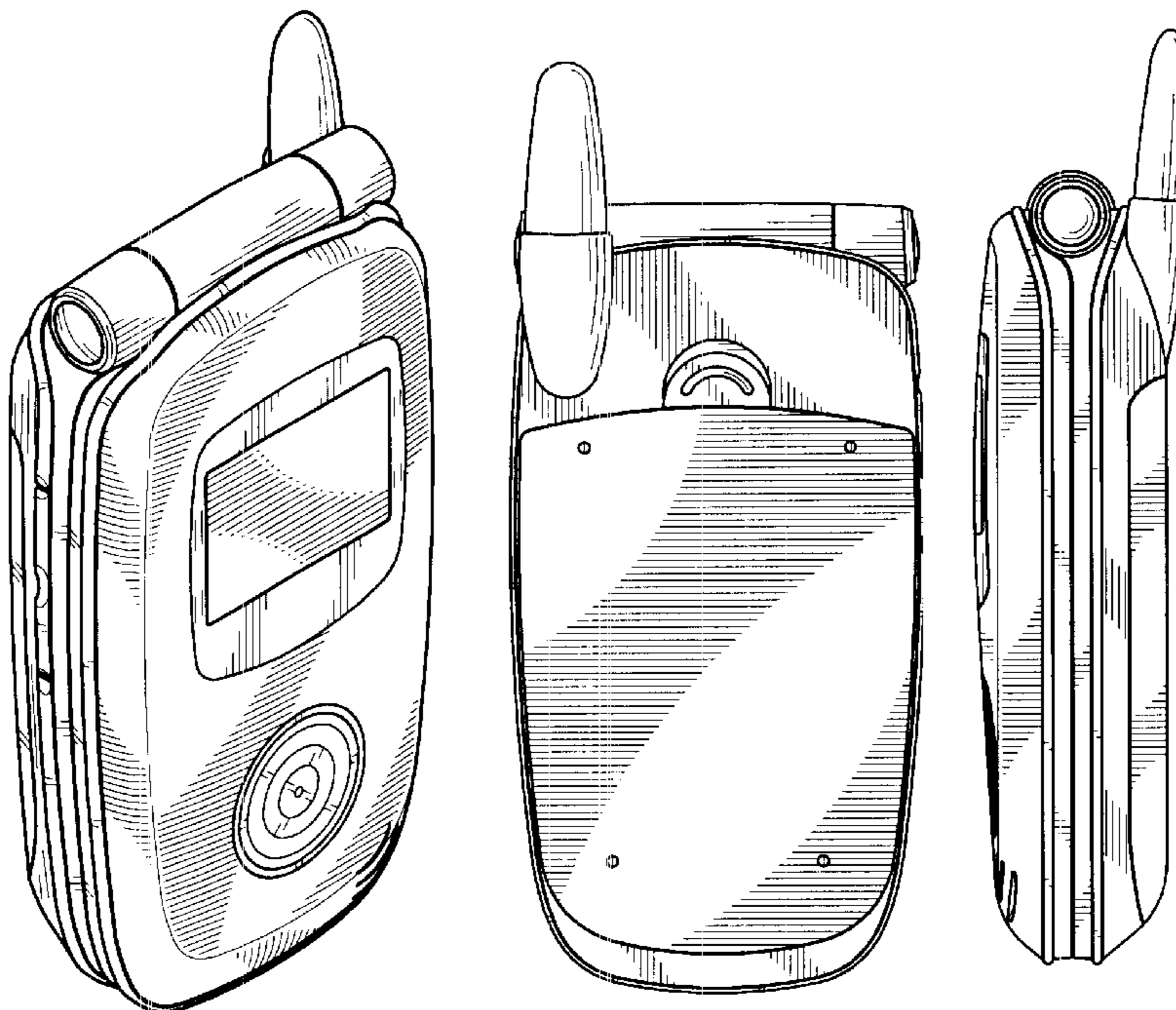


FIG. 1

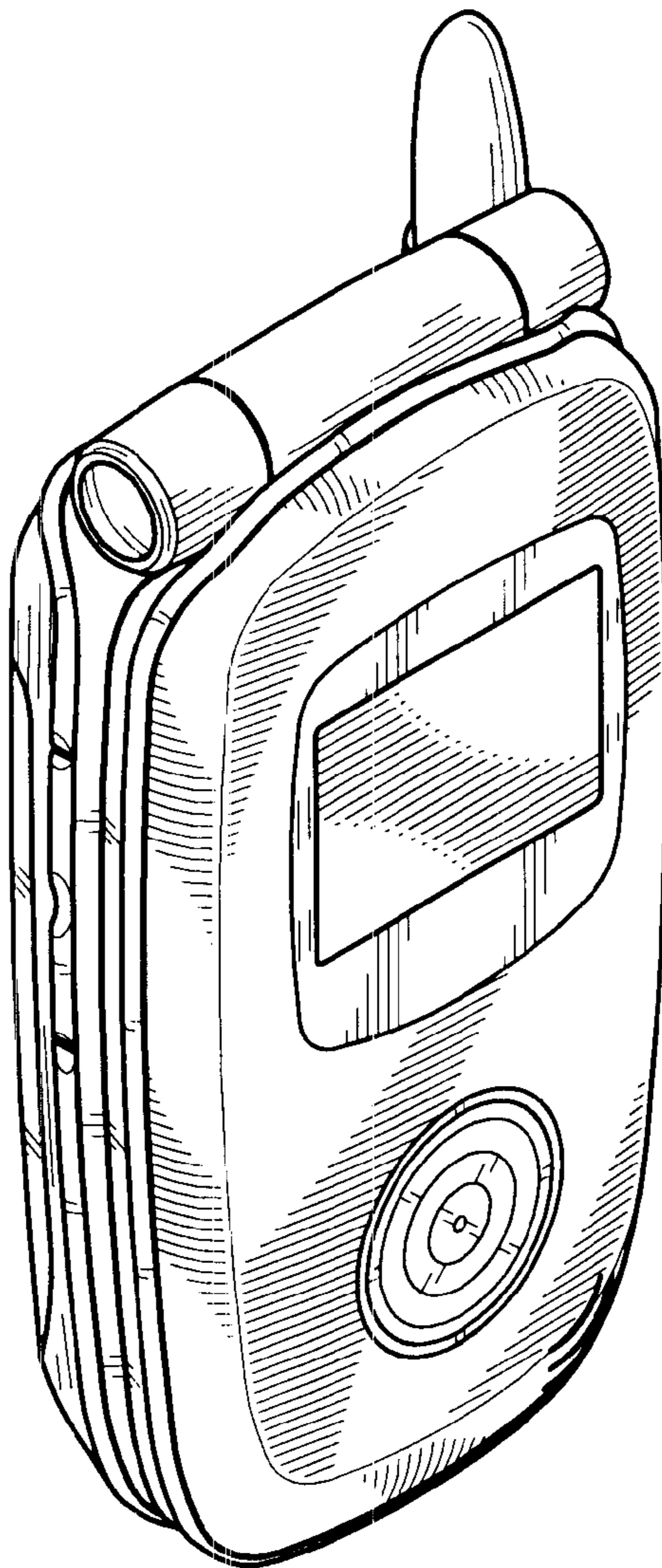


FIG. 2

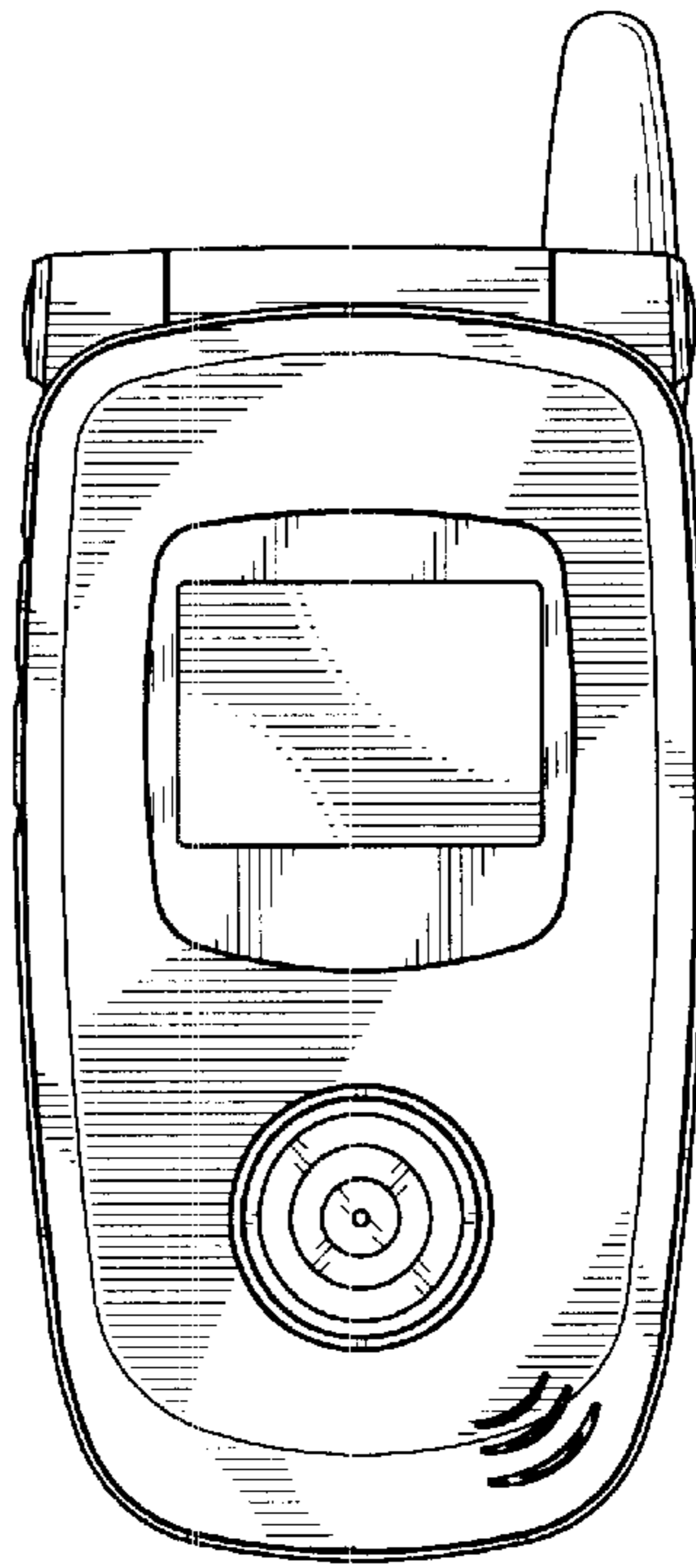


FIG. 3

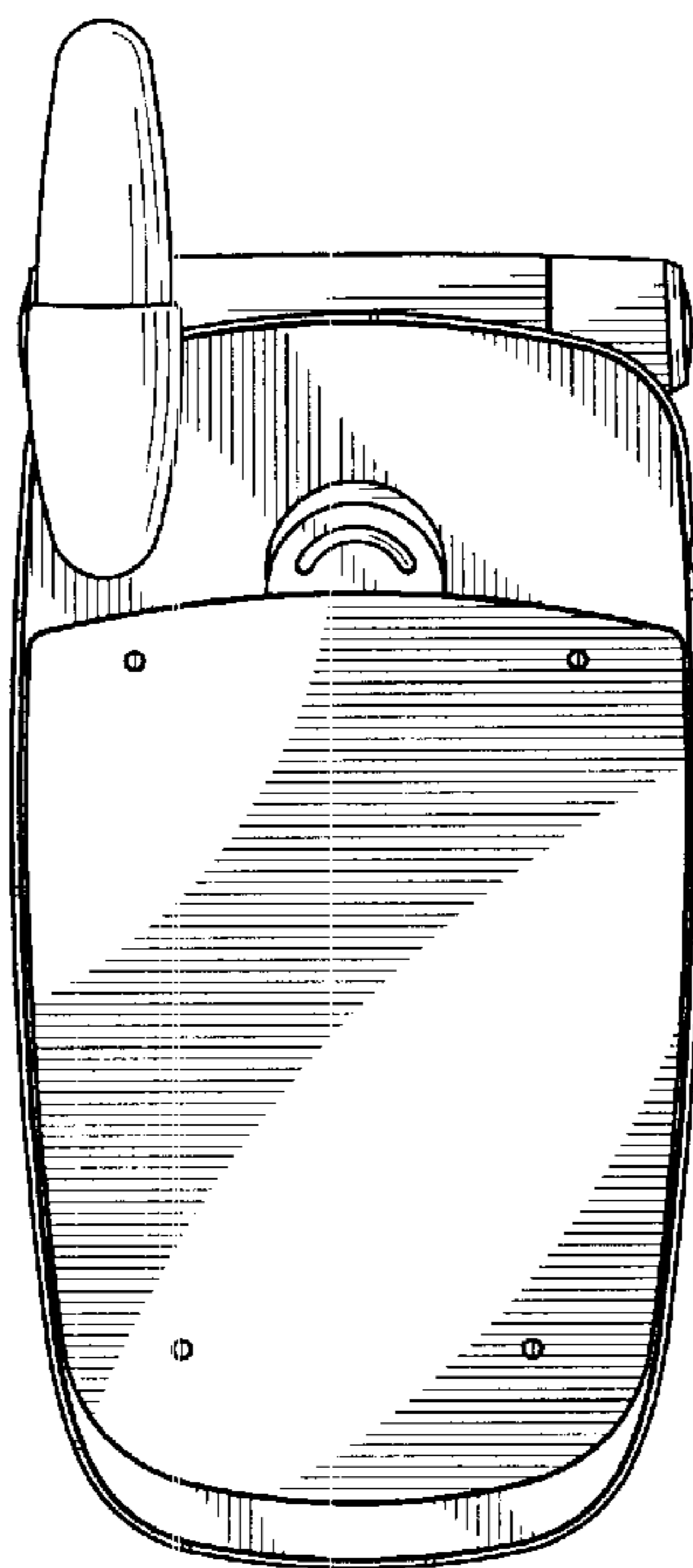


FIG. 4

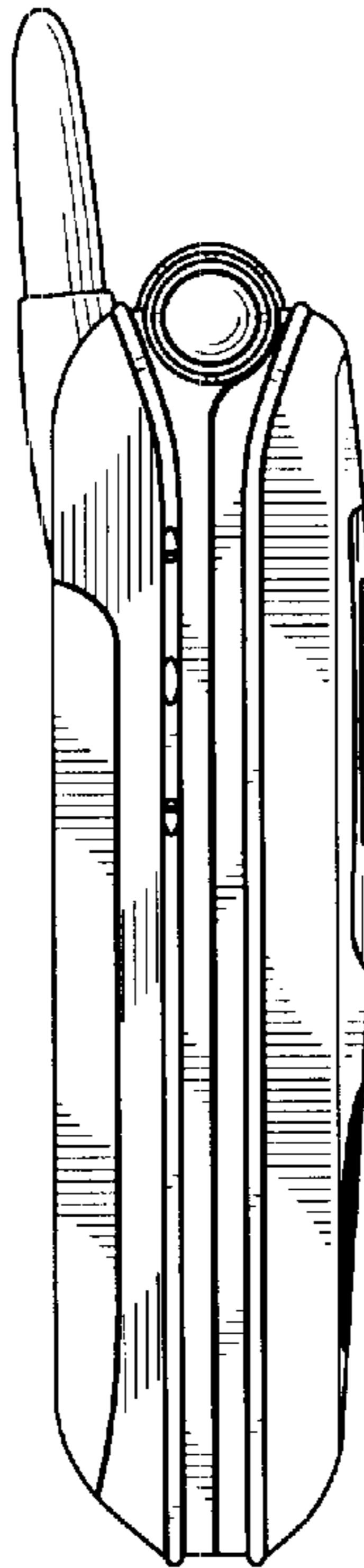


FIG. 5

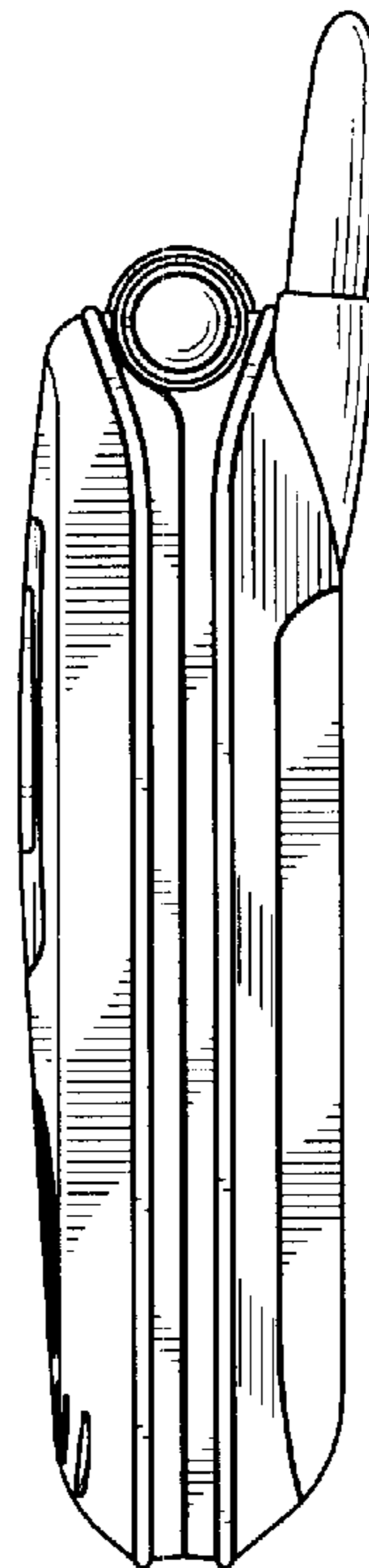


FIG. 6

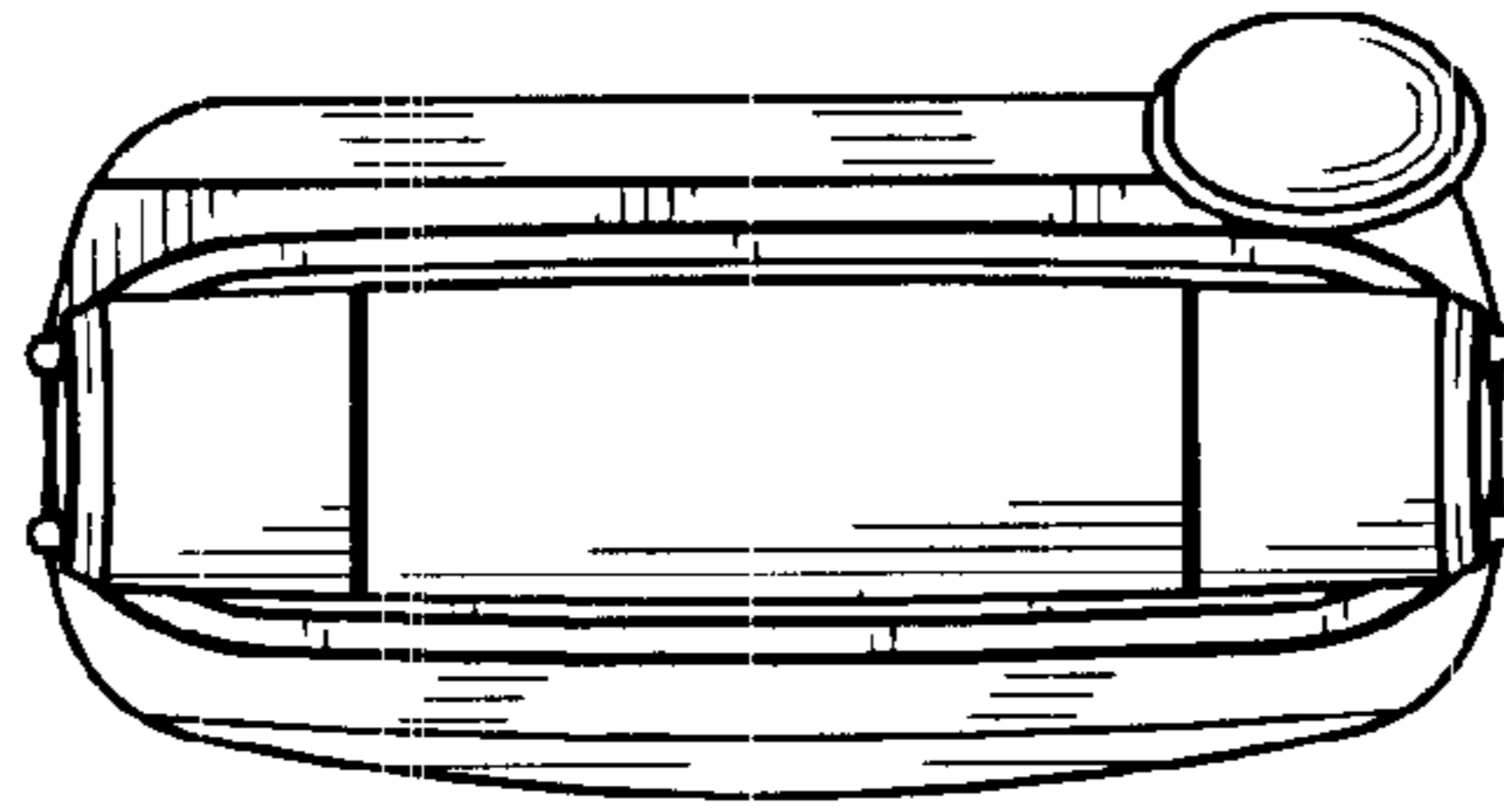


FIG. 7

