



US00D486805S

(12) **United States Design Patent**
Takemoto

(10) **Patent No.:** **US D486,805 S**

(45) **Date of Patent:** **** Feb. 17, 2004**

(54) **TELEVISION WITH DVD PLAYER**

(75) Inventor: **Masaki Takemoto**, Saijo (JP)

(73) Assignee: **Matsushita Electric Industrial Co., Ltd.**, Osaka (JP)

(**) Term: **14 Years**

(21) Appl. No.: **29/183,116**

(22) Filed: **Jun. 6, 2003**

(51) **LOC (7) Cl.** **14-03**

(52) **U.S. Cl.** **D14/129**

(58) **Field of Search** D14/125-134,
D14/371, 374-382; D19/59-60; 312/7.2;
348/836, 838, 552, 790-794

(56) **References Cited**

U.S. PATENT DOCUMENTS

D392,634 S	*	3/1998	Mori et al.	D14/129
D435,836 S	*	1/2001	Yukikado et al.	D14/129
D442,154 S	*	5/2001	Watanabe	D14/129
D455,132 S	*	4/2002	Kim et al.	D14/129
D459,320 S	*	6/2002	Serbinski et al.	D14/129

OTHER PUBLICATIONS

Copy of Toshiba's web site page for TV/DVD Combination, printed Feb. 2, 2003.

Copy of Orion Electric's web site page for combined DVD player and TV, printed Feb. 13, 2003.

* cited by examiner

Primary Examiner—Raphael Barkai

(74) *Attorney, Agent, or Firm*—Brinks Hofer Gilson & Lione

(57) **CLAIM**

The ornamental design for a television with DVD player, as shown and described.

DESCRIPTION

FIG. 1 is a top perspective view of a television with DVD player of the present invention;
FIG. 2 is a front view thereof;
FIG. 3 is a first side view thereof;
FIG. 4 is a rear view thereof;
FIG. 5 is a second side view thereof;
FIG. 6 is a top view thereof; and,
FIG. 7 is a bottom view thereof.

1 Claim, 4 Drawing Sheets




Fig. 1




Fig. 2




Fig. 3

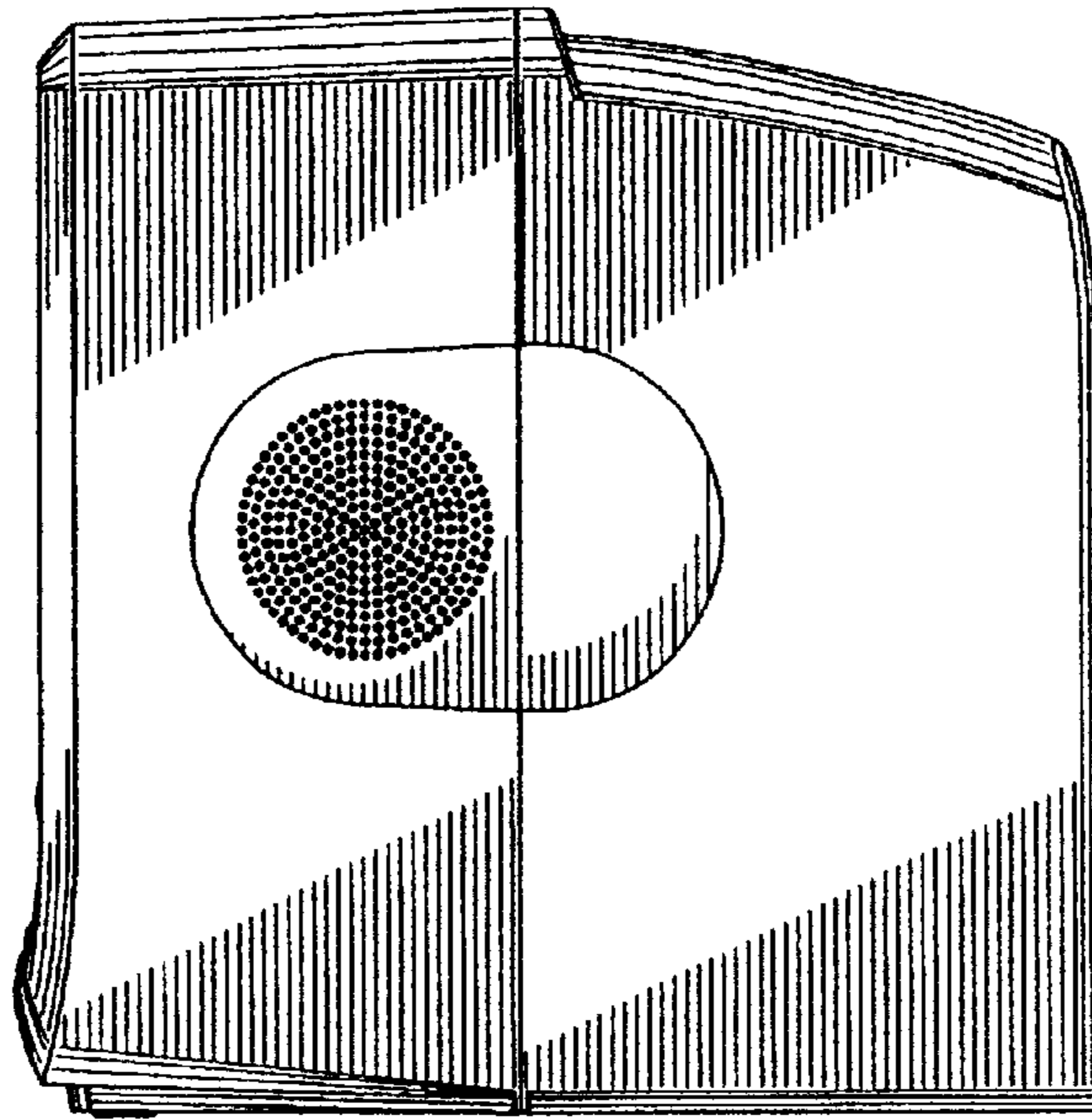


Fig. 4




Fig.5

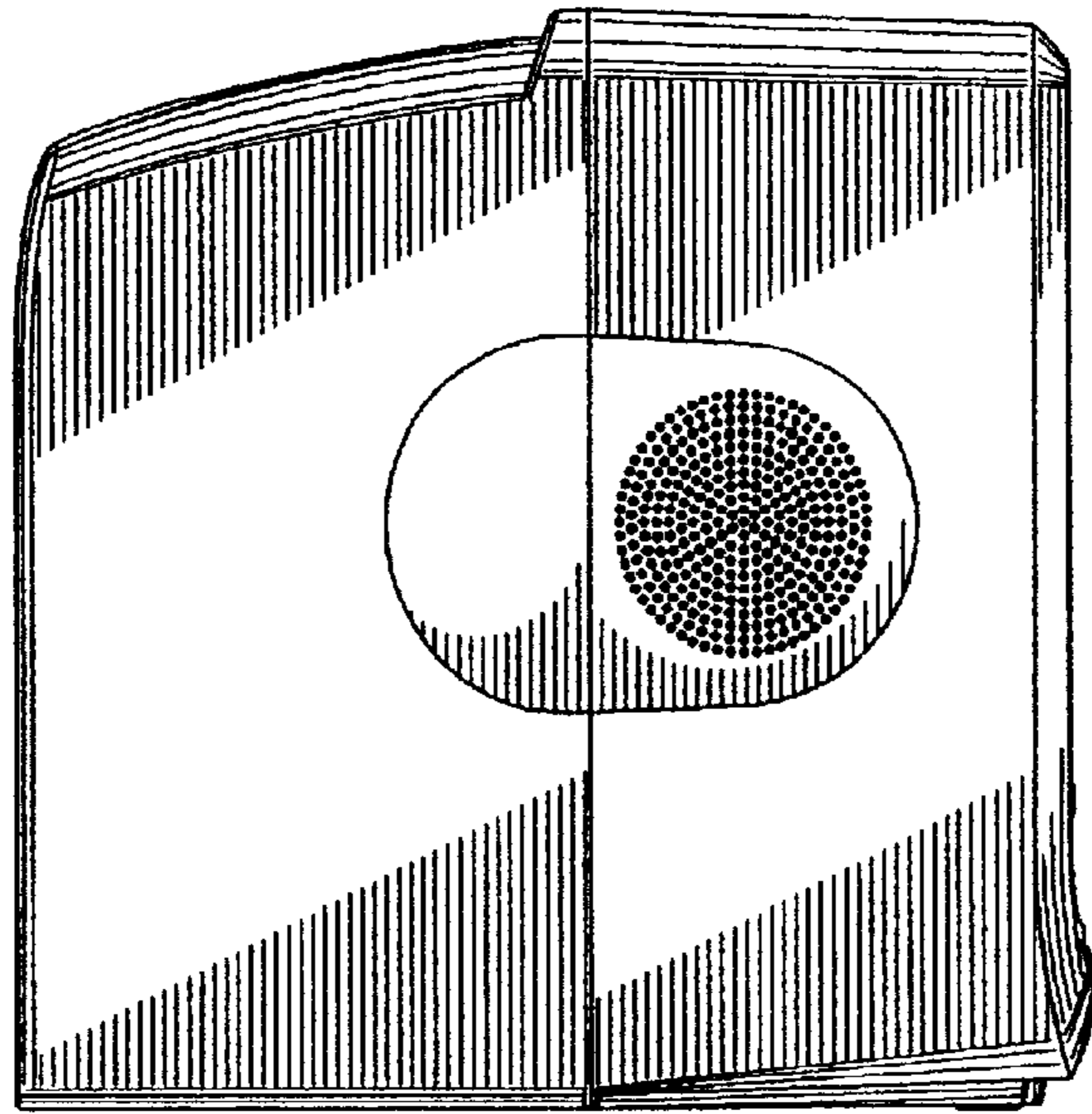


Fig.6

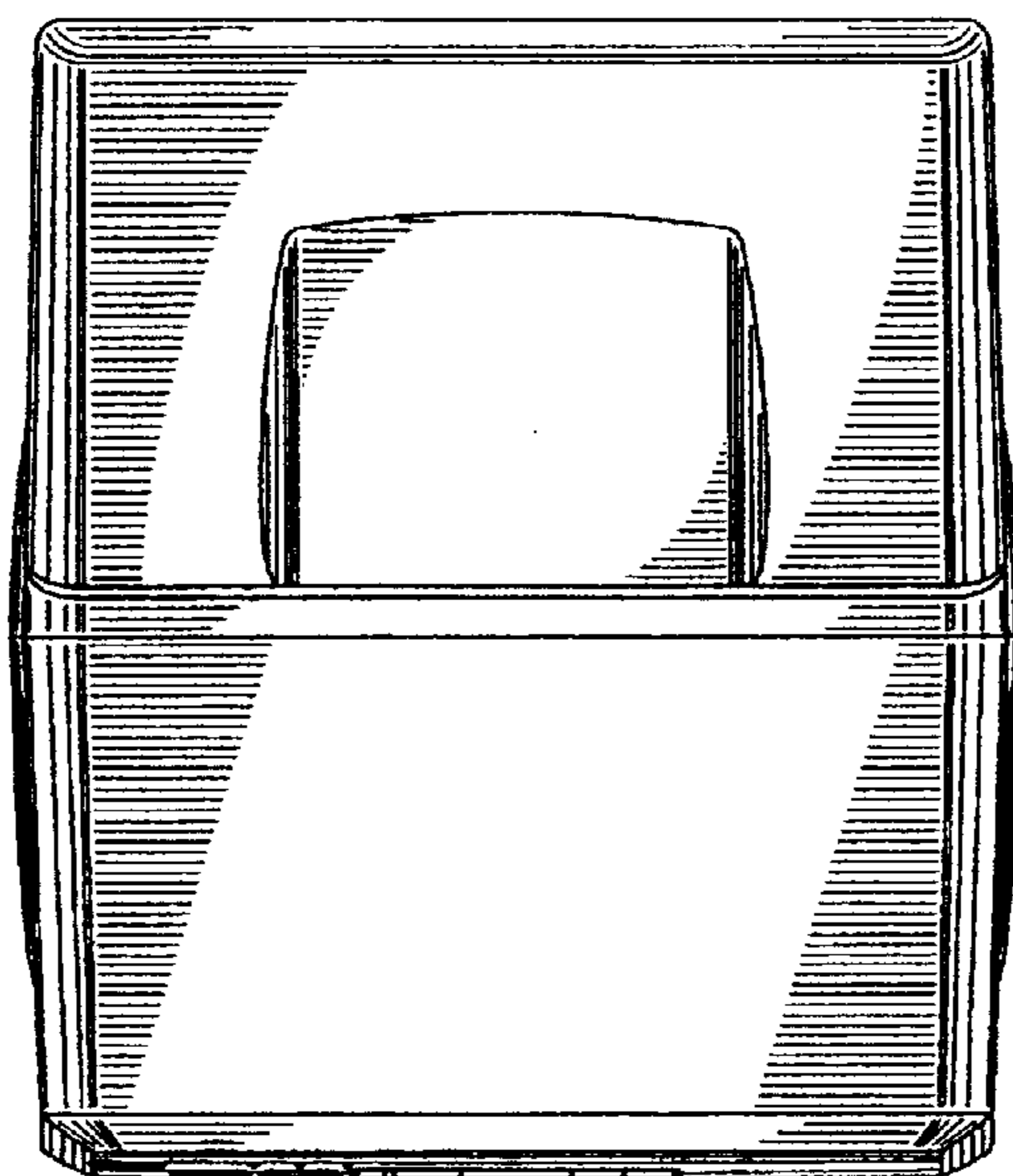


Fig 7

